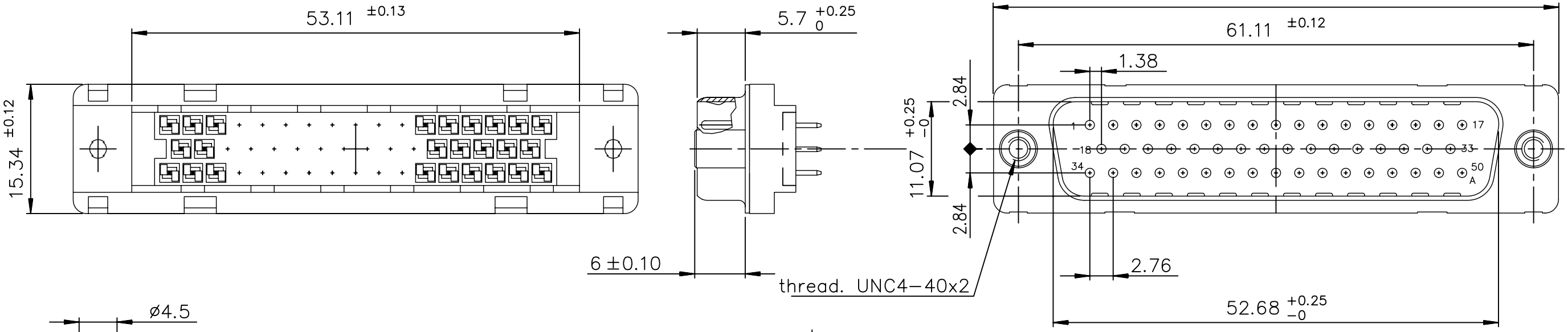

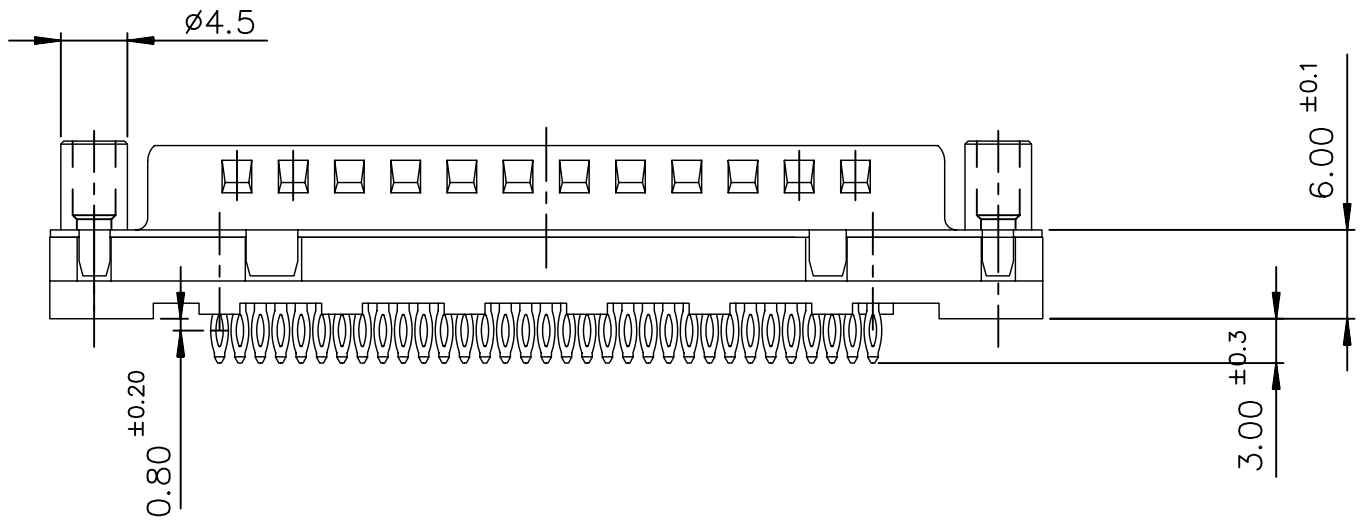

PC board drilling dimensions
(after plating – thickness: 1.60 to 3.20 mm)

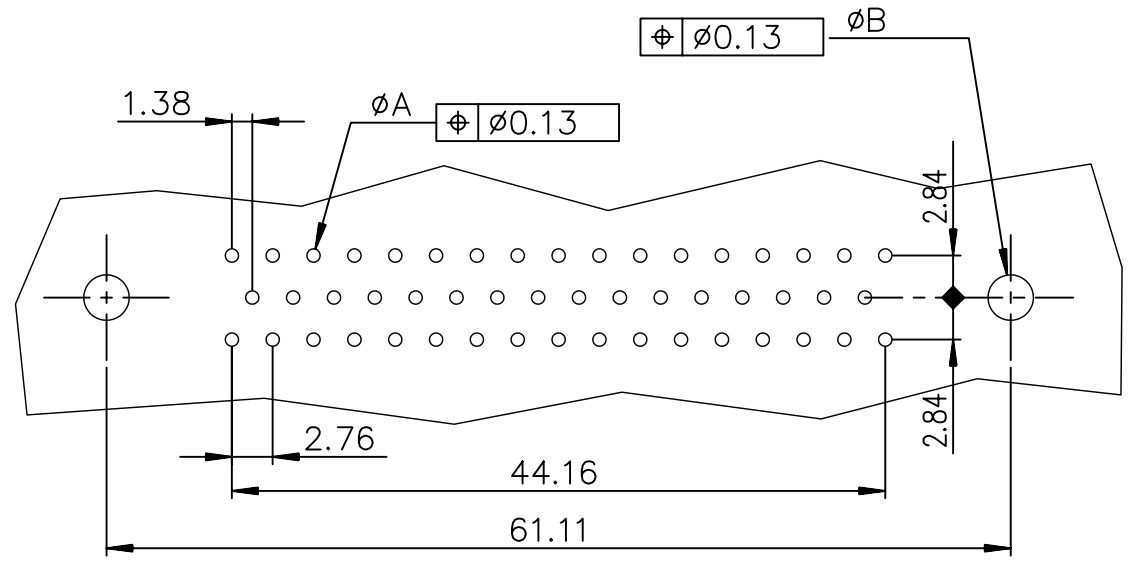

	PART NUMBER NON LF	PART NUMBER LF
flash gold	D50P91C4PV00	D50P91C4PV00LF
0.76» gold	D50P91C6PV00	D50P91C6PV00LF

REQUIREMENTS

Technical characteristics:

Shell: steel tin plated

Insulators: self–extinguishing thermoplastic,ULclass94V0

Contacts: phosphor bronze, gold (for thickness see table)

over 2µ mini nickel on active area and flash to 1.5µ maxi Sn/SnPb over 1µ mini nickel on termination

Cycles: 200 min for plating 4

: 500 min for plating 6

Accessories:

Female screwlock: brass,Ni plated,UNC 4.40 retention against torque 0.70N.m minimum

Electrical characteristics:

max.current rating: 5A

Test voltage: 1000V

Rated voltage: 300V

Contact resistance: ≤10mΩ

Shell resistance: ≤5mΩ

Insulation resistance: ≥5000MΩ

Climatic characteristics:

Operating temperature range: –55°c +125°c

Dimensions:

in accordance with MIL–C–24308B and DIN41652

Part number	SEE TABLE

PCB HOLE DEFINITION		
–	ØA	ØB
DRILLED HOLE	Ø1.15±0.03	Ø3.22±0.03
COPPER PLATING	25µ mini	
TIN–LEAD PLATING	5µ mini	
FINISHED HOLE AFTER REFLOW	Ø0.94–1.09	Ø3.02–3.20

0 10 20 30 MM

rev	ecn no	dr	date
A	–	JOU	1996/08/08
B	LS06–0140	LGO	2006/09/23
C	I10–0055	NG	2009–02–19
–	–	–	–
–	–	–	–
–	–	–	–
–	–	–	–

European Views

www.fciconnect.com

surface ISO 1302 | tolerance std ISO 406 ISO 1101 | projection | mm

TOLERANCES UNLESS OTHERWISE SPECIFIED

Dr	JOUBERT	1996–08–08	ANGULAR	LINEAR	0.X	±0.1
Eng	PESSON	1996–08–08			0.XX	±0.1
Chr	NIRMAL GEORGE	2010–02–19	0.XX° ±2°		0.XXX	±0.1
Appr	SUDHIR VARMA	2010–02–19	Product family			D–SUB

size A3 | Scale 2 | ECN I10–0055 | Spec ref –

title: MALE CONNECTOR DELTA D 50–EUROPE straight press fit–female 4–40 screw

dwg no: C01–8646–0475 | Rev. C

catalog no –

CUSTOMER | sheet 1 of 1

REV F – 2006–04–17

Copyright FCI.

Printed: Jan 18, 2011
STATUS: Released
PDM: Rev:C