

Honeywell

SMALL PRECISION
LIMIT SWITCH

CATALOGUE LISTING
914CE SERIES
CHART MTG-CE-52

SWITCH TYPE	ISSUE	RELEASE NUMBER	OPTIONS	DIFF. TRAVEL (MAX.)	OPERATING FORCE (MAX.)		RELEASE FORCE (MIN)		OPERATING POSITION	MAX FREE LENGTH
					NEWTONS	GMF	NEWTONS	GMF		
914CE1	1		G, H, L	0.1	11.8	1200	4.4	450	15.7±1.0	54
			K, V	0.1	22.5	2300				
914CE2	2		G, H, L	0.1	11.8	1200	4.4	450	28.5±1.0	67
914CE3			K, V	0.1	22.5	2300				
914CE18	1		G, H, L	0.1	22.5	2300	4.4	450	24.9±1.0	63
914CE19			G, H, L	0.1	11.8	1200	4.4	450	ADJUSTABLE 32 TO 39	77.4
914CE22			G, H, L	0.1	9	920	3	300	27.4 MAX	64.1
914CE27	1	MS11630	G, H, L	0.1	11.8	1200	4.4	450	29.3±1.0	67.2
914CE28	1	MS11475	G, H, L	0.1	11.8	1200	4.4	450	42.5±1.0	81
914CE29	1	MS11588	G, H, L	0.1	17.5	1800	4.4	450	34.4±1.0	73
914CE31			G, H, L	0.1	17.5	1800	4.4	450	34.4±1.0	73
914CE55			G, H, L	0.1	11.8	1200	4.4	450	24.4±1.0	63

914 CE SERIES
CHART MTG-CE-52

M

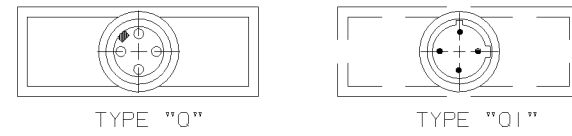
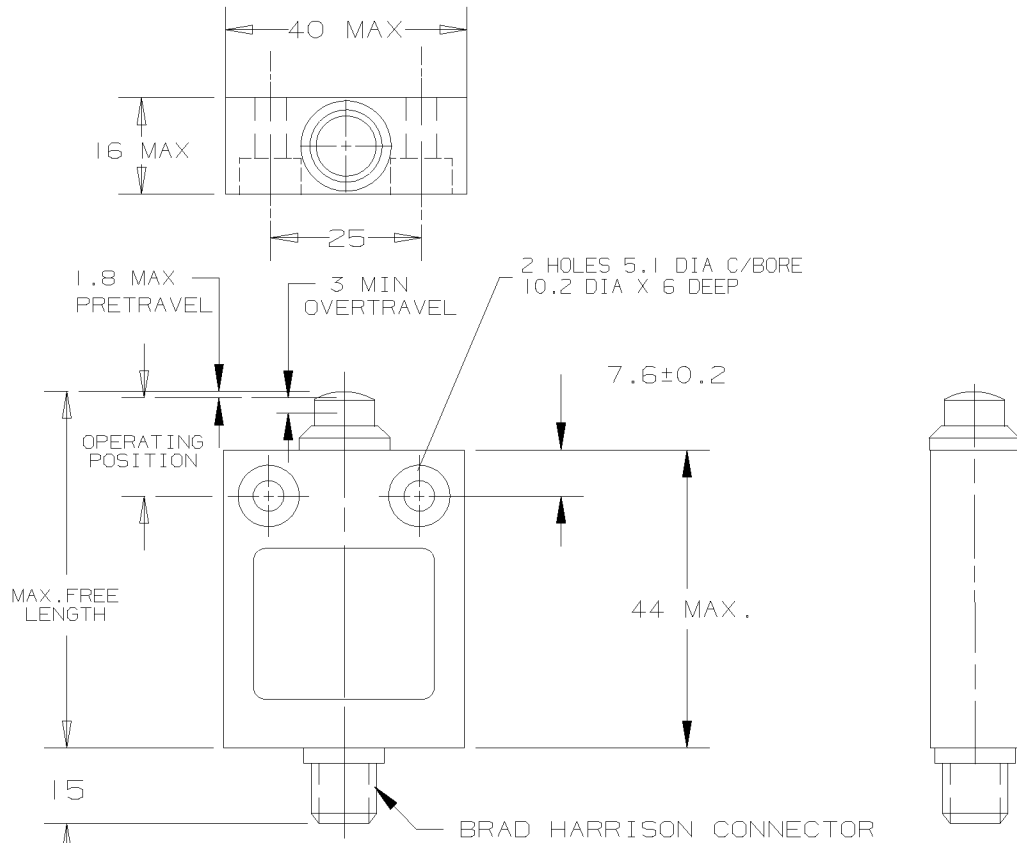
ISSUE 1/0/11

REVISIONS

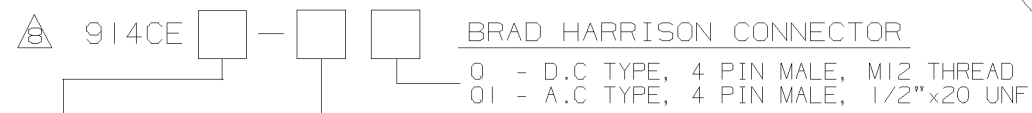
2	29.5.89	CN-14214
3	6.5.90	MS11475
4	4.2.91	MS11588
5		
6	21.6.91	MS11627
7	11.10.91	MS11630
8	11.2.92	MS11659
9	23/2/94	MS11915
10	23/8/95	CN-16516
11	02/06/96	CN-453

DRAWN PC 11-4-89
HW

REPLACES MS11280



CATALOGUE LISTING CONVENTION



ACTUATOR TYPE
1, 2, 3, 18, 19, 22, 27, 28, 29, 31, 55 or 66

OPTIONS
C - DOUBLE BREAK BASIC
G - GOLD CONTACTS
H - HIGH TEMP. (+150 C)
K - NITRILE 'O' RING PLUNGER SEAL
L - LOW TEMP. (-40 C)
V - VITON SEALS

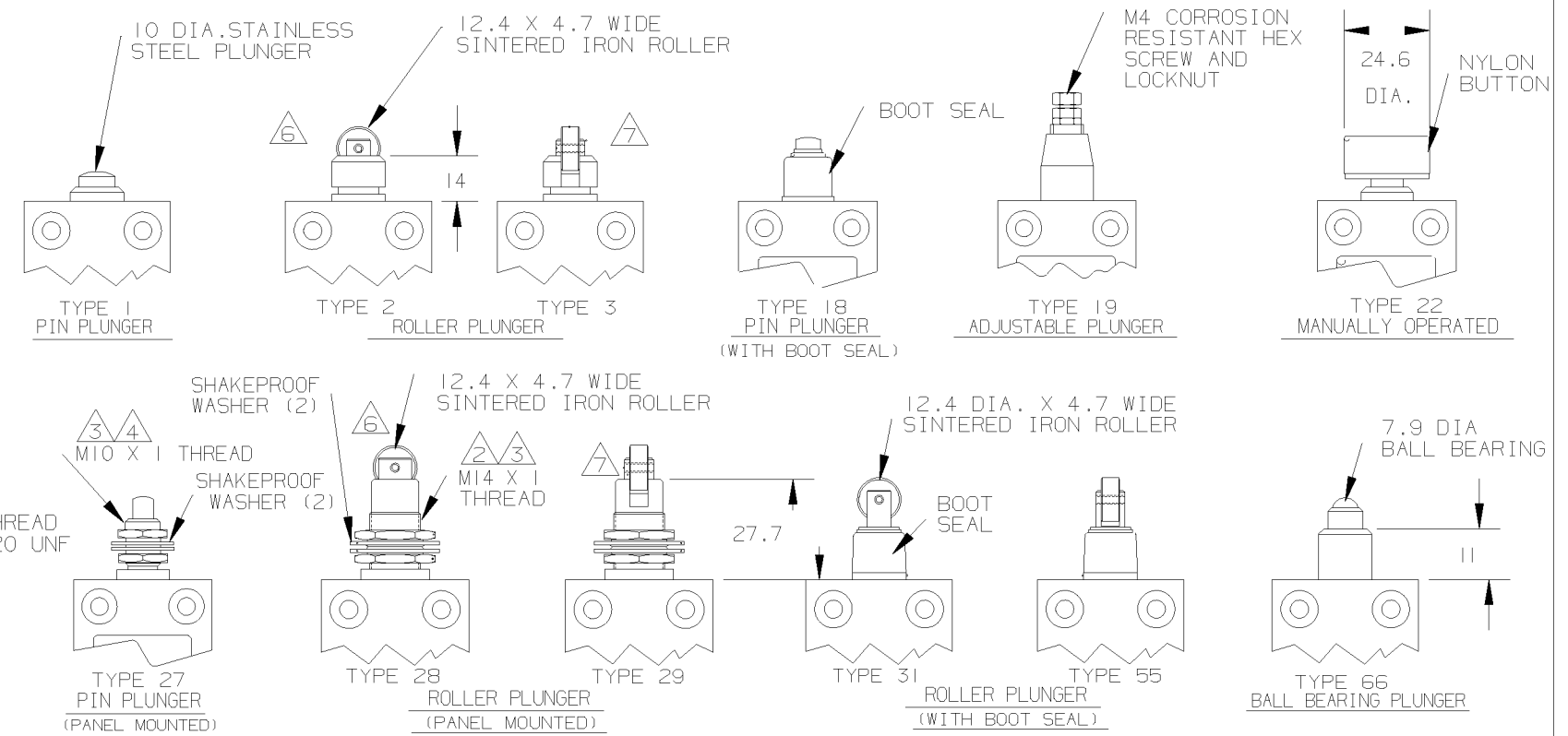
- NOTES :-**
- 1 : DIE CAST HOUSING FINISHED IN GREY PAINT
 - 2 : SWITCH MOUNTS THROUGH A 14,5 DIA HOLE
 - 3 : MAXIMUM PANEL THICKNESS = 4,2
 - 4 : SWITCH MOUNTS THROUGH 10,5 DIA HOLE
 - 5 : TEMPERATURE RANGE : 0 C TO +70 C (STANDARD)
 - 6 : ROLLER PARALLEL WITHIN 3° TO MOUNTING FACE
 - 7 : ROLLER PERPENDICULAR WITHIN 3° TO MOUNTING FACE
 - 8 : ALL LOGICAL LISTINGS ARE IEC 947-5-1 APPROVED EXCEPT: OPTIONS C, G.

DIMENSIONS ARE IN MILLIMETRES
UNLESS OTHERWISE SPECIFIED
TOLERANCES ARE
+/- 0.15

PLOT SCALE 1:1

THE COPYRIGHT OF THIS DRAWING IS THE PROPERTY OF HONEYWELL LTD. THE DRAWING IS SUPPLIED IN CONFIDENCE AND MUST NOT BE USED FOR ANY PURPOSE OTHER THAN THAT FOR WHICH IT IS SUPPLIED.

THIRD ANGLE PROJECTION



ELECTRICAL RATING		CIRCUIT DIAGRAM	CONNECTOR
SILVER CONTACTS 3A - 250VAC LR15775	IEC947-5-1 EN60947-5-1 AC14 D300 DC13 R300	S.P.D.T. 	
GOLD CONTACTS 1A - 125VAC LR15775		NOTE :- COMMON- RED W/ BLACK TRACE NORMALLY OPEN- REN W/ WHITE TRACE NORMALLY CLOSED- RED GROUND- GREEN	