

Fig. 1

- Series 850 and 851 interconnects are available in single and double row form.
- Headers (850 & 852) use MM# 4006-1, -2 pins. (See page 166 for details)
- Sockets (851 & 853) use MM# 4890-1, -2 receptacles that accept pin diameters from .015-.021. (See page 129 for details)
- Insulators are high temp. thermo-plastic.

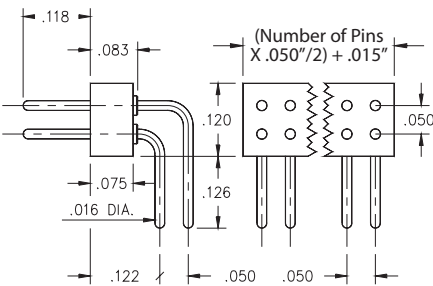



Fig. 2

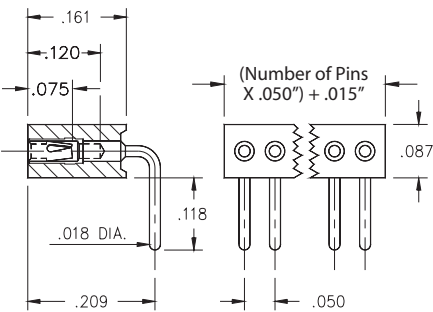


Fig. 3

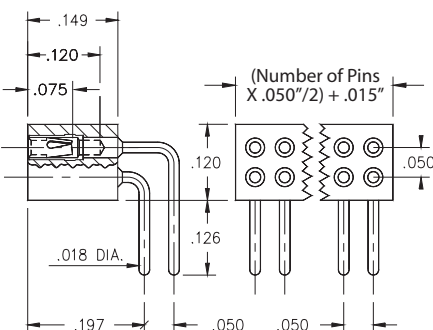


Fig. 4

Ordering Information

Fig. 1	Single Row	Right Angle Pin Header
	850-XX-0__-20-001000 Specify # of pins → 01-50	
Fig. 2	Double Row	Right Angle Pin Header
	852-XX-__-20-001000 Specify # of pins → 002-100	



XX= Plating Code See Below

SPECIFY PLATING CODE XX=	10 ◇	90	40 ◇	
Pin Plating	10μ" Au	200μ" Sn/Pb	200μ" Sn	

Fig. 3	Single Row	Right Angle Socket
	851-XX-0__-20-001000 Specify # of pins → 01-50	
Fig. 4	Double Row	Right Angle Socket
	853-XX-__-20-001000 Specify # of pins → 002-100	



XX= Plating Code See Below

SPECIFY PLATING CODE XX=	13 ◇	93	99	43 ◇	44 ◇
Sleeve (Pin)	10μ" Au	200μ" Sn/Pb	200μ" Sn/Pb	200μ" Sn	200μ" Sn
Contact (Clip)	30μ" Au	30μ" Au	200μ" Sn/Pb	30μ" Au	200μ" Sn