

**NOTES:**

1. TO BE USED WITH #22-#28 AWG STRANDED WIRE WITH (1.35)/.053 DIA. MAX.
2. STANDARD PACKAGING PER PK-70873-0001.
3. REFER TO CHART FOR CIRCUIT SIZES.
4. FOR OPTION 'A', CONNECTORS ARE STACKABLE END TO END AND SIDE BY SIDE ON (2.54)/.100 CENTERS. FOR OPTION 'D', CONNECTORS ARE STACKABLE END TO END.
5. 2-CIRCUIT ASSEMBLIES SUPPLIED AS GROUPED PAIRS.
6. SEE SHEET 3 FOR OPTIONAL HOUSING DETAILS.
7. REFER TO MOLEX PRODUCT SPECIFICATION PS-70475.

**MATERIAL:**

TERMINAL: PHOSPHOR BRONZE  
HOUSING: G. F. POLYESTER; 94V-0; COLOR: BLACK

CKT. SIZE	DIM. A REF.	DIM. B REF.
2	.100 (2.54)	.199 (5.05)
3	.200 (5.08)	.299 (7.59)
4	.300 (7.62)	.399 (10.13)
5	.400 (10.16)	.499 (12.67)
6	.500 (12.70)	.599 (15.21)
7	.600 (15.24)	.699 (17.75)
8	.700 (17.78)	.799 (20.29)
9	.800 (20.32)	.899 (22.83)
10	.900 (22.86)	.999 (25.37)
11	1.000 (25.40)	1.099 (27.91)
12	1.100 (27.94)	1.199 (30.45)
13	1.200 (30.48)	1.299 (32.99)
14	1.300 (33.02)	1.399 (35.53)
15	1.400 (35.56)	1.499 (38.07)
16	1.500 (38.10)	1.599 (40.61)
17	1.600 (40.64)	1.699 (43.15)
18	1.700 (43.18)	1.799 (45.69)
19	1.800 (45.72)	1.899 (48.23)
20	1.900 (48.26)	1.999 (50.77)
21	2.000 (50.80)	2.099 (53.31)
22	2.100 (53.34)	2.199 (55.85)
23	2.200 (55.88)	2.299 (58.39)
24	2.300 (58.42)	2.399 (60.93)
25	2.400 (60.96)	2.499 (63.47)

70475

3	C
2	G
1	G
MFG. SH. REV.	

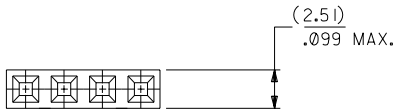
G	LEAD FREE UCP2004-1769 RWHITE 04/03/24	E	PLATING: I64 WAS 102:P I64 WAS P102 PER ECR # U31149 08/09/93 REED	DIMENSIONS SHOWN (METRIC) INCH UNLESS OTHERWISE SPECIFIED TOLERANCES: ANGULAR ± 1/2° INCH METRIC 3 PLACE ± .010 --- 2 PLACE ± .014 ± 0.25 1 PLACE --- ± 0.35 DRAFT WHERE APPLICABLE MUST REMAIN WITHIN DIMENSIONS DRWG. BY TGP CHK'D. BY MJM APP'D. BY WAZ SCALE 4 : 1	TITLE ASSEMBLY CONNECTOR MALE/I.D. SINGLE ROW .100 GRID MOLEX INCORPORATED FILE NAME S70475X1 DCN THIS DRAWING CONTAINS INFORMATION THAT IS PROPRIETARY TO MOLEX INC. AND SHOULD NOT BE USED WITHOUT WRITTEN PERMISSION.
	FI	ADD CARRIER CHAMF ECN #UDT1998-0280 05/20/98 LMCGRATH	D		
F	REMOVED OPTIONAL PACKAGING PER ECN #U60916 96/03/21 BMS	C	REDRAW AND REVISE PER ECR #U81370 4/20/88 MJM/TGP	SHEET NO. 1 OF 3 DATE 04/20/88 DRWG. NO. SDA-70475-**** DIV. DA	
LTR.	REVISIONS	LTR.	REVISIONS		



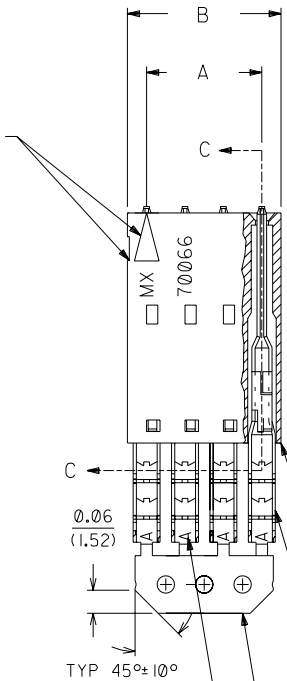
# OPTION A

## NOTES:

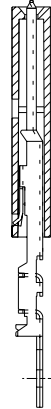
- 1) TO BE USED WITH (24) AWG. STRANDED WIRE WITH (1.35)/.053 DIA. MAX. INSULATION.
- 2) SEE CHART FOR CIRCUIT SIZES.
- 3) STANDARD PACKAGING PER PK-70873-0001. OPTIONAL PACKAGING MAY BE AVAILABLE, REQUEST DWG. PK-70475.
- 4) PARTS STACKABLE END TO END AND SIDE BY SIDE ON (2.54)/.100 CENTERS.
- 5) REFER TO PRODUCT SPECIFICATION: PS-70475.
- 6) SEE DWG. SDA-70475-\*\*\*\* (SHT.3) FOR OPTIONAL HOUSING DETAILS.
- 7) 4 CIRCUIT SHOWN.
- 8) MATES WITH (2.54)/.100 CENTER SINGLE OR DUAL-ROW FEMALE CONNECTORS.
- 9) 2 CIRCUIT ASSEMBLIES SUPPLIED AS GROUPED PAIRS.



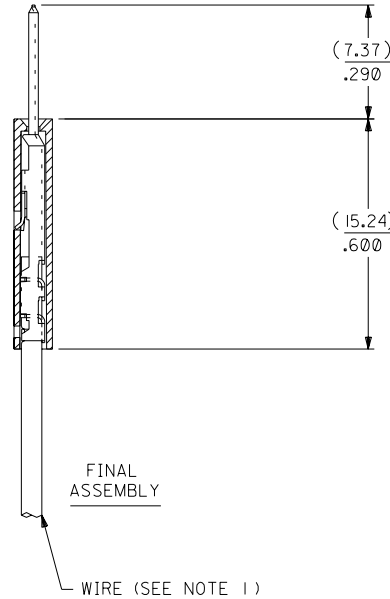
CIRCUIT NO. 1  
IDENTIFICATION  
SLOT OR ARROW



## SECTION C-C



PRE-LOADED  
ASSEMBLY



FINAL  
ASSEMBLY

WIRE (SEE NOTE 1)

HOUSING PART NO. 70066-\*\*\*\*  
MATERIAL: G.F. POLYESTER, 94V-0

TERMINAL PART NO. 70110-\*\*\*\*  
MATERIAL: PHOSPHOR BRONZE  
PLATING PER ES-88-\*\*\*

15 GOLD - .000015 MINIMUM GOLD IN SELECT AREA WITH  
.000075 MINIMUM TIN  
IN SELECT AREA OVER .000050 MINIMUM NICKEL  
OVER-ALL.

\*THE PRIMARY SHIPPING CARTON WILL BE LABELED "COMPLIANT TO  
ROHS DIRECTIVE 2002/95/EC AND ELV ANNEX II OF DIRECTIVE 2000/53/EC".  
CARTONS WITHOUT THIS LABEL MAY CONTAIN PRODUCT WITH LEAD.

I.D. SLOT CODE TO WIRE GAUGE CHART	
I.D. SLOT CODE	WIRE GAUGE
A	24 AWG.

PLATING CODE (STRIPE ON CARRIER STRIP)	
PLATING	COLOR
15 GOLD	YELLOW

CKT. SIZE	DIMENSIONS (INCH)		EDP. NO.	ENG. NO.
	A	B		
2	( 2.54 ) .100	( 5.05 ) .199	14-44-1002	A-70475-0526
3	( 5.08 ) .200	( 7.59 ) .299	14-44-1003	A-70475-0527
4	( 7.62 ) .300	( 10.13 ) .399	14-44-1004	A-70475-0528
5	( 10.16 ) .400	( 12.67 ) .499	14-44-1005	A-70475-0529
6	( 12.70 ) .500	( 15.21 ) .599	14-44-1006	A-70475-0530
7	( 15.24 ) .600	( 17.75 ) .699	14-44-1007	A-70475-0531
8	( 17.78 ) .700	( 20.29 ) .799	14-44-1008	A-70475-0532
9	( 20.32 ) .800	( 22.83 ) .899	14-44-1009	A-70475-0533
10	( 22.86 ) .900	( 25.37 ) .999	14-44-1010	A-70475-0534
11	( 25.54 ) 1.000	( 27.91 ) 1.099	14-44-1011	A-70475-0535
12	( 27.94 ) 1.100	( 30.45 ) 1.199	14-44-1012	A-70475-0536
13	( 30.48 ) 1.200	( 32.99 ) 1.299	14-44-1013	A-70475-0537
14	( 33.02 ) 1.300	( 35.53 ) 1.399	14-44-1014	A-70475-0538
15	( 35.56 ) 1.400	( 38.07 ) 1.499	14-44-1015	A-70475-0539
16	( 38.01 ) 1.500	( 40.61 ) 1.599	14-44-1016	A-70475-0540
17	( 40.64 ) 1.600	( 43.15 ) 1.699	14-44-1017	A-70475-0541
18	( 43.18 ) 1.700	( 45.69 ) 1.799	14-44-1018	A-70475-0542
19	( 45.72 ) 1.800	( 48.23 ) 1.899	14-44-1019	A-70475-0543
20	( 48.26 ) 1.900	( 50.77 ) 1.999	14-44-1020	A-70475-0544
21	( 50.80 ) 2.000	( 53.31 ) 2.099	14-44-1021	A-70475-0545
22	( 53.34 ) 2.100	( 55.85 ) 2.199	14-44-1022	A-70475-0546
23	( 55.88 ) 2.200	( 58.39 ) 2.299	14-44-1023	A-70475-0547
24	( 58.42 ) 2.300	( 60.93 ) 2.399	14-44-1024	A-70475-0548
25	( 60.96 ) 2.400	( 63.47 ) 2.499	14-44-1025	A-70475-0549

E		REVISED PER ECR NO. U82124 10-17-88 MGB	DIMENSIONS SHOWN (METRIC) INCH UNLESS OTHERWISE SPECIFIED TOLERANCES: ANGULAR ± 1/2°		▽ = ▲ =	REVISE ONLY ON CAD SYSTEM
F	D	LEAD FREE UCP2004-1769 RWHITE 04/03/24	REVISIONS	INCH METRIC 5 PLACE ± .010 --- 2 PLACE ± .014 ± 0.25 1 PLACE --- ± 0.35	TITLE ASSEMBLY, SL CONNECTOR (SINGLE ROW- (2.54)/.100 GRID)	
EI	C	ADD CARRIER CHAMF ECN #UDT1998-0280 05/20/98 LMCGRATH	REVISIONS	DRAFT WHERE APPLICABLE MUST REMAIN WITHIN DIMENSIONS	MOLEX INCORPORATED SHEET NO. DATE LISLE, ILL. 60532 U.S.A. 1 10/13/84	
LTR.	REVISIONS	REDRAWN ON CAD ECR* 8842 5/9/86 W.Z.	LTR.	DRG. BY: WAZ CHK'D BY: WAZ APP'D BY: RL SCALE: 4 : 1	PART NO. DRWG. NO. SEE CHART SDA-70475-0526-0549	
				FILE NAME: S10475A.X4 THIS DRAWING CONTAINS INFORMATION THAT IS PROPRIETARY TO MOLEX INC. AND SHOULD NOT BE USED WITHOUT WRITTEN PERMISSION.		