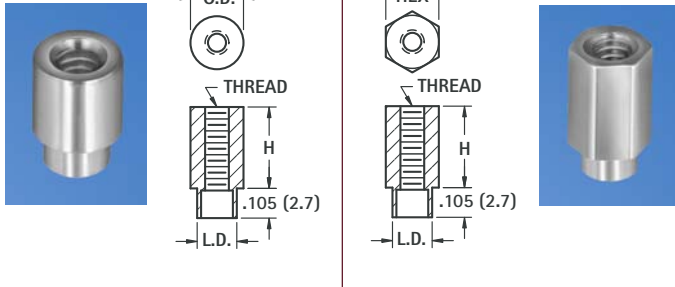


SWAGE THREADED STANDOFFS

ROUND

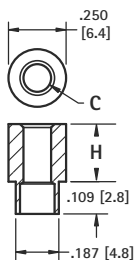
HEX



MATERIAL: Brass, ASTM-B16, Nickel Plate (QQ-N-290)
For .062 (1.52) thick boards

ROUND CAT. NO.	H HEIGHT ABOVE PANEL	L.D. SHANK DIAMETER	HEX CAT. NO.
2-56 THREAD × .156 (4.0) O.D.			
1589-2	.125 (3.2)	.125 (3.2)	1731-2
1590-2	.187 (4.7)	.125 (3.2)	1734-2
1591-2	.250 (6.4)	.125 (3.2)	1740-2
1596-2	.375 (9.5)	.125 (3.2)	1743-2
4-40 THREAD × .187 (4.7) O.D.			
2260-2	.125 (3.2)	.139 (3.5)	2270-2
2261-2	.187 (4.7)	.139 (3.5)	2271-2
2262-2	.250 (6.4)	.139 (3.5)	2272-2
2263-2	.375 (9.5)	.139 (3.5)	2273-2
2264-2	.500 (12.7)	.139 (3.5)	2274-2
4-40 THREAD × .250 (6.4) O.D.			
1560A	.125 (3.2)	.187 (4.7)	1653-2
1790-2	.187 (4.7)	.187 (4.7)	1746-2
1650-2	.250 (6.4)	.187 (4.7)	1627-2
1651-2	.375 (9.5)	.187 (4.7)	1628-2
1623-2	.500 (12.7)	.187 (4.7)	1629-2
1624-2	.625 (15.9)	.187 (4.7)	1654-2
1625-2	.750 (19.1)	.187 (4.7)	1655-2
1792-2	.875 (22.2)	.187 (4.7)	1749-2
1652-2	1.000 (25.4)	.187 (4.7)	1630-2
6-32 THREAD × .250 (6.4) O.D.			
1560B	.125 (3.2)	.187 (4.7)	1620-2
1612-2	.187 (4.7)	.187 (4.7)	1752-2
1546	.250 (6.4)	.187 (4.7)	1621-2
1561B	.375 (9.5)	.187 (4.7)	1622-2
1604-2	.500 (12.7)	.187 (4.7)	1758-2
1605-2	.625 (15.9)	.187 (4.7)	1759-2
1608-2	.750 (19.1)	.187 (4.7)	1761-2
1796-2	.875 (22.2)	.187 (4.7)	1775-2
1609-2	1.000 (25.4)	.187 (4.7)	1784-2

SWAGE CLEAR HOLE SPACERS



CAT. NO.	H HEIGHT ABOVE PANEL	C HOLE
5058-2	.125 (3.2)	.120 (3.0) For # 4
5060-2	.250 (6.4)	
5061-2	.375 (9.5)	
5062-2	.500 (12.7)	
5059-2	.125 (3.2)	.140 (3.5) For # 6
5063-2	.250 (6.4)	
5064-2	.375 (9.5)	
5065-2	.500 (12.7)	

MATERIAL: Brass, ASTM-B16, Nickel Plate (QQ-N-290)
For .062 (1.52) thick boards

FORCE-FIT STANDOFFS

ROUND

A broaching-type fastener/standoff for installation in panels and circuit boards .060 (1.52) and thicker made of plastic and other non-ductile materials. Available threaded or with clearance holes. Easy to install, presses into punched or drilled holes.

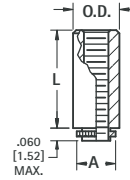
MATERIAL: Stainless Steel per ASTM-A581/A582

MOUNTING HOLES:

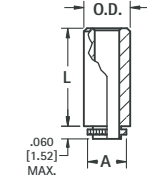
- .147 (3.7) hole for 2-56
- .166 (4.2) hole for 4-40
- .213 (5.4) hole for 6-32

TOLERANCE ON MOUNTING HOLES:

+ .003 / - .000



Threaded



Clear Hole



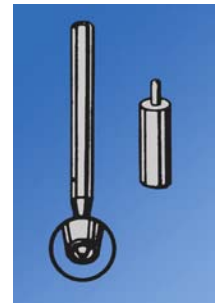
THREADED				
CAT. NO.	L LENGTH	O.D.	A	THREAD
4860	.065 (1.7)	.219 (5.6)	.165 (4.2)	2-56
4861	.065 (1.7)	.219 (5.6)	.184 (4.7)	
4862	.125 (3.2)	.219 (5.6)	.184 (4.7)	4-40
4863	.250 (6.4)	.219 (5.6)	.184 (4.7)	
4864	.375 (9.5)	.219 (5.6)	.184 (4.7)	
4865 *	.500 (12.7)	.219 (5.6)	.184 (4.7)	
4866	.065 (1.7)	.281 (7.1)	.231 (5.9)	6-32
4867	.125 (3.2)	.281 (7.1)	.231 (5.9)	
4868	.250 (6.4)	.281 (7.1)	.231 (5.9)	
4869	.375 (9.5)	.281 (7.1)	.231 (5.9)	
4870 *	.500 (12.7)	.281 (7.1)	.231 (5.9)	

*Thread depth .375 (9.5)

CLEAR HOLE				
CAT. NO.	L LENGTH	O.D.	A	HOLE
4850	.065 (1.7)	.219 (5.6)	.184 (4.7)	.116 (2.9) For # 4
4851	.125 (3.2)	.219 (5.6)	.184 (4.7)	
4852	.250 (6.4)	.219 (5.6)	.184 (4.7)	
4853	.375 (9.5)	.219 (5.6)	.184 (4.7)	
4854	.500 (12.7)	.219 (5.6)	.184 (4.7)	.143 (3.6) For # 6
4855	.065 (1.7)	.281 (7.1)	.231 (5.9)	
4856	.125 (3.2)	.281 (7.1)	.231 (5.9)	
4857	.250 (6.4)	.281 (7.1)	.231 (5.9)	
4858	.375 (9.5)	.281 (7.1)	.231 (5.9)	
4859	.500 (12.7)	.281 (7.1)	.231 (5.9)	

SWAGE STAKING TOOLS

Precision made staking tool kits are made from .250 (6.4) diameter heat treated steel, zinc plated. Each kit includes the correct swage top staking tool anvil to create a professional appearance. These tools may be used with an arbor press or hand tapped.



CAT. NO.	STANDOFF DIA.	THREAD	HOLE SIZE
TL-19	.156 (4.0)	2-56	-
TL-22	.187 (4.7)	4-40	-
TL-20	.250 (6.4)	4-40	-
TL-21	.250 (6.4)	6-32	.120 (3.0)