THIS DRAWING IS UNPUBLISHED. RELEASED FOR PUBLICATION
© COPYRIGHT BY TYCO ELECTRONICS CORPORATION. ALL RIGHTS RESERVED.

LOC	DIST
J	

REVISIONS
変更

P	LTR	DESCRIPTION	DATE	DWN	APVD
	L	REVISED FJB0-0267-03	09MAY03	T.T	H.M

注記
NOTE 1 嵌合相手製品型番及び、嵌合時寸法は
MATING COUNTER PART NUMBER AND DIMENSIONS
表-1 参照のこと。
AFTER MATING: SEE TABLE 1.
嵌合時寸法:巾(mm)x高さ(mm)
DIMENSIONS AFTER MATING : WIDTH(mm) × HEIGHT(mm)

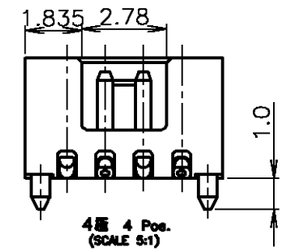

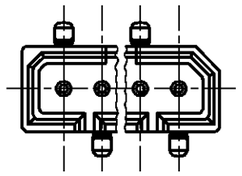

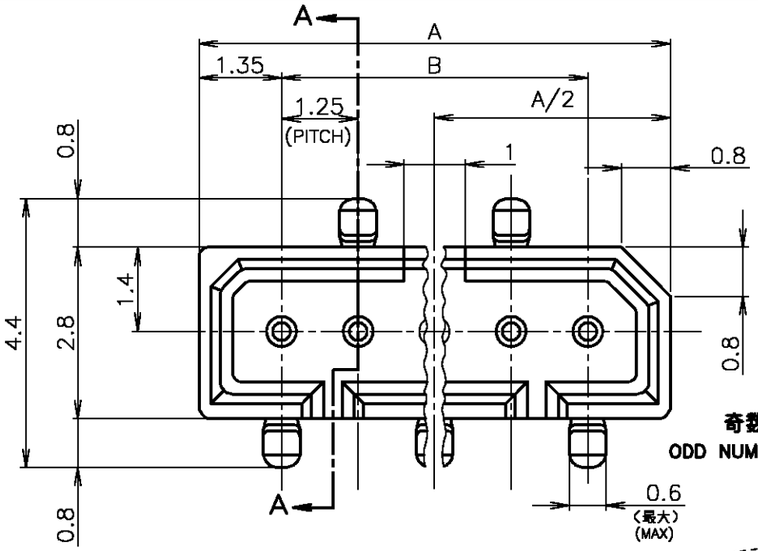

奇数極5,7極
ODD NUMBER Pos.5,7 Pos.

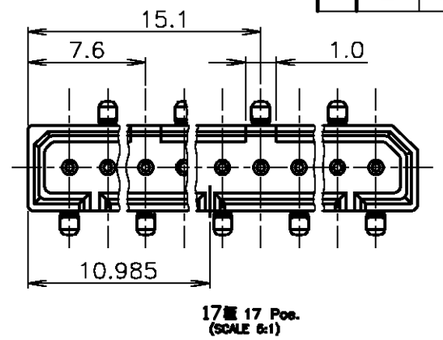

嵌合相手側 MATING COUNTER コネクタ CONN	POST HDR ASSY	SMT TYPE X-174820-X ボス付 WITH BOSS	
		ハウジング 高さ C寸法 HOUSING HEIGHT C DIMENSIONS	
	RECE HDR ASSY	3.95	5.95
DIP TYPE	V TYPE X-174633-X	4.4(巾W)× 5.0(高H)	4.4(巾W)× 7.0(高H)
DIP TYPE	H TYPE X-174634-X	4.4(巾W)× 5.0(高H)	4.4(巾W)× 7.0(高H)
SMT TYPE	V TYPE ボス無 WITHOUT BOSS X-174902-X / ボス付 WITH BOSS X-174637-X	4.4(巾W)× 5.0(高H)	4.4(巾W)× 7.0(高H)
SMT TYPE	H TYPE ボス無 WITHOUT BOSS X-174903-X / ボス付 WITH BOSS X-174638-X	4.4(巾W)× 5.8(高H)	4.4(巾W)× 7.8(高H)

TABLE 1
表-1

SMT TYPEは、巾及び高さ寸法に
SMT TYPE INCLUDE DIMENSIONS
半田付タイン部寸法を含みます。
OF SOLDER DIP TINE.

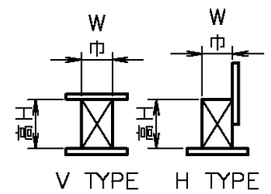

HEADER HOUSING
ヘッダーハウジング
(PPS UL94V-0
COLOR : BLACK)

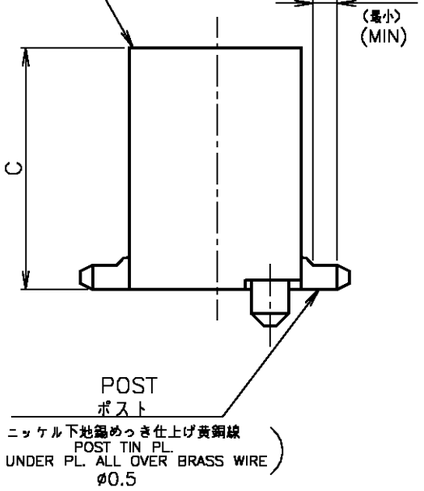

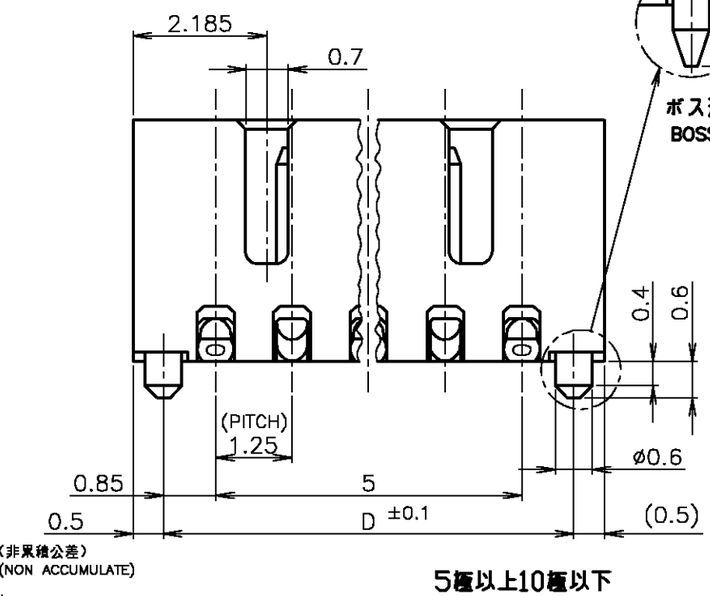

5極以上10極以下
5 Pos.AND MORE,10 Pos>AND LESS

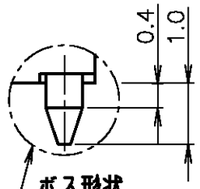

ボス形状
BOSS FORM 'B'

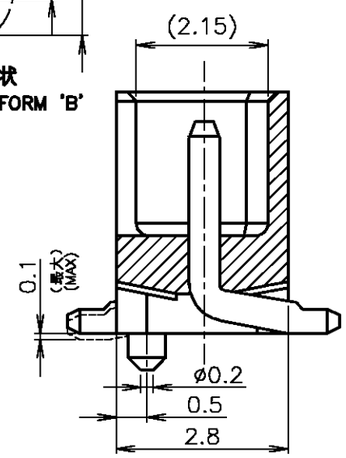

ボス形状
BOSS FORM 'A'

SECT A-A

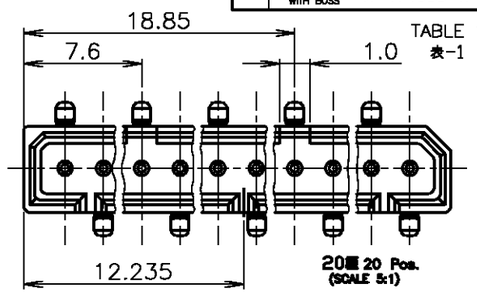

↑	25.45	↑	23.75	26.45	20	8-	↑ -0
	21.70		20.00	22.70	17	7-	-7
'A'	10.45	5.95	8.75	11.45	8	6-	-8
'B'	12.95	↑	11.25	13.95	10	4-	-0
↑	10.45		8.75	11.45	8	3-	-8
'A'	9.20		7.50	10.20	7	3-	-7
↑	7.95		6.25	8.95	6	3-	-6
	6.70		5.00	7.70	5	3-	-5
'B'	5.45	3.95	3.75	6.45	4	3-174820-4	
ボス形状 BOSS TYPE	D	C	B	A	極数 Pos.	型番 P/N	

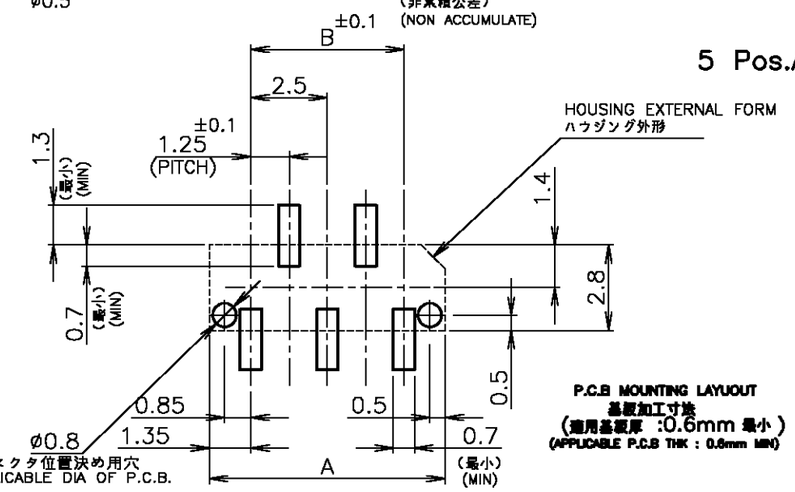

P.C.B MOUNTING LAYOUT
基板加工寸法
(適用基板厚 :0.6mm 最小)
(APPLICABLE P.C.B THK : 0.6mm MIN)

THIS DRAWING IS A CONTROLLED DOCUMENT.

DIMENSIONS: 単位: 耗 MM

TOLERANCES UNLESS OTHERWISE SPECIFIED: 一般公差
0 PLC ±
1 PLC ± 10以下 : ±0.2
2 PLC ± 10を超え 30以下 : ±0.25
3 PLC ± 30を超え100以下 : ±0.3
4 PLC ± 角度 : ±3°
ANGLES ±

MATERIAL 材料: AS SHOWN 図中参照
FINISH 仕上: AS SHWON 図中参照

DWN	S.KANEKI	14SEP92
CHK	J.TANIGAWA	14SEP92
APVD	S.KUBOURCHI	17OCT92
PRODUCT SPEC 製品規格	108-5246	
APPLICATION SPEC 取付適用規格		
WEIGHT		

CUSTOMER DRAWING

tyco Electronics
Tyco Electronics AMP K.K.
Kawasaki,Japan

NAME 名称
1.25 FP CONNECTOR (B-TO-B)
SINGLE ROW POST HDR ASS'Y SMT TYPE WITH BOSS

SIZE	CAGE CODE	DRAWING NO 番号	RESTRICTED TO
A3	00779	C-174820	—

SCALE 尺度	SHEET	OF	REV
10:1	1	1	L

AMP 1470-19 REV 31MAR2000