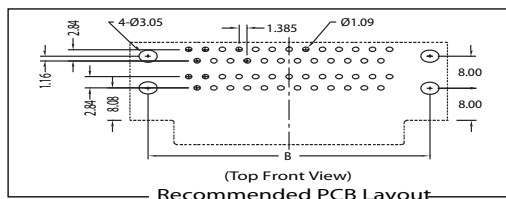
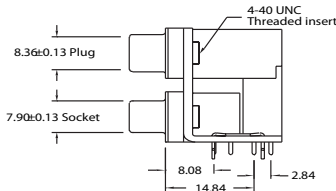
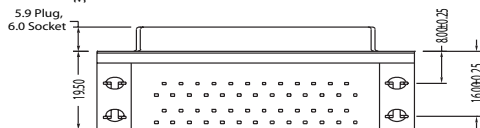
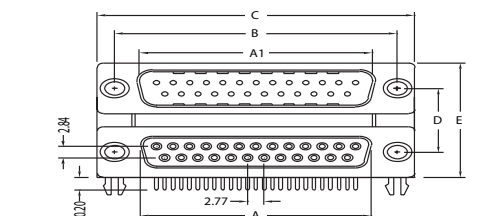


K42X Series Dual-Port D-Sub

Dimensions in mm



Number of Contacts (Shell Size)	Dimensions (Inch/mm)			
	A	A1	B	C
9 (E)	.643	.666	.984	1.213
	16.33	16.92	24.99	30.81
15 (A)	.971	.994	1.312	1.541
	24.66	25.25	33.32	39.14
25 (B)	1.511	1.534	1.852	2.088
	38.38	38.96	47.04	53.04
37 (C)	2.159	2.181	2.500	2.729
	54.84	55.42	63.50	69.32

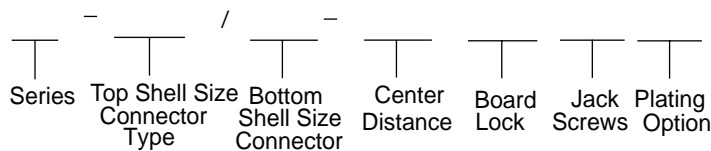
Center to Center Spacing	D	E
A	.750	1.244
	19.05	31.60
B	.900	1.394
	22.86	35.41
C	.625	1.119
	15.88	28.42

A = Exterior of Female Shell (S) A1 = Interior of Male Shell (P)

STACKED D-SUBMINIATURE

K42X Series

Ordering Information



Series

K42X - Dual-Port D-Subminiature Connector

Top/Bottom Shell Size

- E9/9 - 9 Contacts
- A15/15 - 15 Contacts
- B25/25 - 25 Contacts
- C37/37 - 37 Contacts
- E15/15 - 15 Contacts (High Density)

Top/Bottom Connector Type

- P/P - (Plug/Plug)
- P/S - (Plug/Receptacle)
- S/S - (Receptacle/Receptacle)
- S/P - (Receptacle/Plug)

Center to Center Distance

- A - .750" (Standard)
- B - .900" (not available with E15/15)
- C - .625"

Board Locks Option

- Blank - No Board Lock
- 2N - Board Locks in rear only (non- Standard) Contact Kycon
- 4N - Board Locks (Standard)

Jack Screws Option

- Blank - No Jack Screws
- J - 4-40 HEX Removable Jack Screws
- R - 4-40 Round Riveted Jack Screws

Plating Option

- Blank - Gold Flash
- 15 - 15µ" Gold
- 30 - 30µ" Gold

Contact Kycon for High Temp and other options