
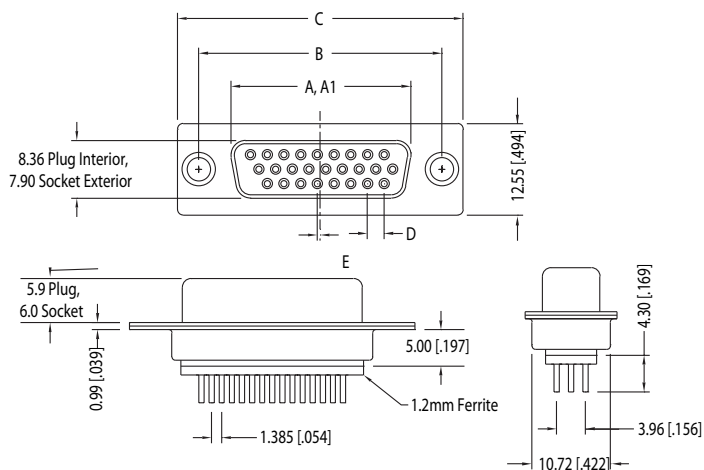


RoHS



## KF86X Series Vertical PCB Mount High Density with Ferrite High Frequency EMI/RFI Suppression

### Dimensions in mm [In]



### Ferrite Specifications

Test Frequency	Outer Row	Inner Row
30 Mhz	10-14 Ohms	13-17 Ohms
50 Mhz	12-18 Ohms	15-19 Ohms
100 Mhz	15-20 Ohms	19-24 Ohms

Number of Contacts (Shell Size)	Dimensions (Inch/mm)					
	A	A1	B	C	D	E
15 (E)	.643 16.33	.666 16.92	.984 24.99	1.213 30.81	.090 2.29	.010 0.25

A = Exterior of Female Shell (S) A1 = Interior of Male Shell (P)

## FERRITE D-SUBMINIATURE

## KF86X Series

### Ordering Information

Series	Shell Type	Pin Length	Contact Option	Contact Type	Mounting Option	Plating Option
--------	------------	------------	----------------	--------------	-----------------	----------------

#### Series

KF86X - D-Subminiature Connector Vertical PCB Termination, High Profile with Ferrite

#### Contact Shell Size Option

E - 15 Contacts

#### Contact Construction

D - Precision Formed

#### Contact Option

15 Contacts

#### Contact Type

P - Pin Contact (Plug)

S - Socket Contact (Receptacle)

#### Mounting Option

Blank - Without Riveted Option

BR - with (4-40) Tin Plated 11.00mm long Board Locks

BRJ - with (4-40) Tin Plated 11.00mm long Board Locks and (4-40) Hex Jack Screws

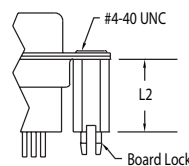
K - with (4-40) Bushings

KJ - with (4-40) Bushings and (4-40) Hex Jack Screws

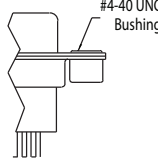
R - with Round Riveted Jack Screws

\*Hex Jack Screws JSX-1055 Recommended for BR Option.

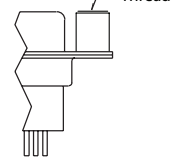
-BR, -BRA, -BRB Option



-K Option



-R Option



#### Plating Option

Blank - Gold Flash

15 - 15μ" Gold

30 - 30μ" Gold

Contact Kycon for other options