

1/4" x 1-1/4" Fuses

GBB Series Very Fast Acting, Ceramic Tube

Description

- Very fast-acting
- Optional axial leads available
- 1/4" x 1-1/4" (6.3mm x 32mm) physical size
- Ceramic tube, nickel-plated brass endcap construction
- 100pc-carton quantity weighs 1.0 lb (0.45 kg)
- UL recognized product meets standard 248-14



ELECTRICAL CHARACTERISTICS		
Rated Current	% of Amp Rating	Opening Time
1 - 20A	100%	None
	150%	2 minutes maximum
	250%	1 seconds maximum
	400%	-
25, 30A	100%	None
	150%	2 minutes maximum
	250%	6 seconds maximum
	400%	-

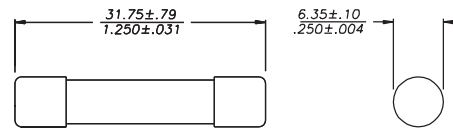
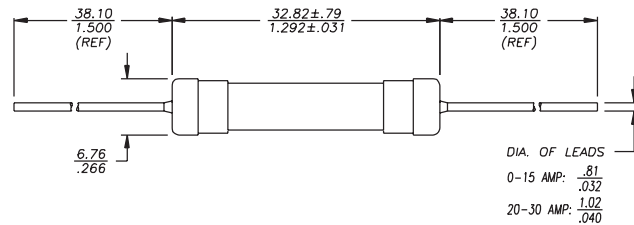
Agency Information

- UL Recognized Card: GBB 1-30A (JFHR2, E56412)
- CSA Component Certified Card (Class 1422-01 File 53787)

Ordering

- Specify packaging, product, and option code

Dimensions mm/(inches)



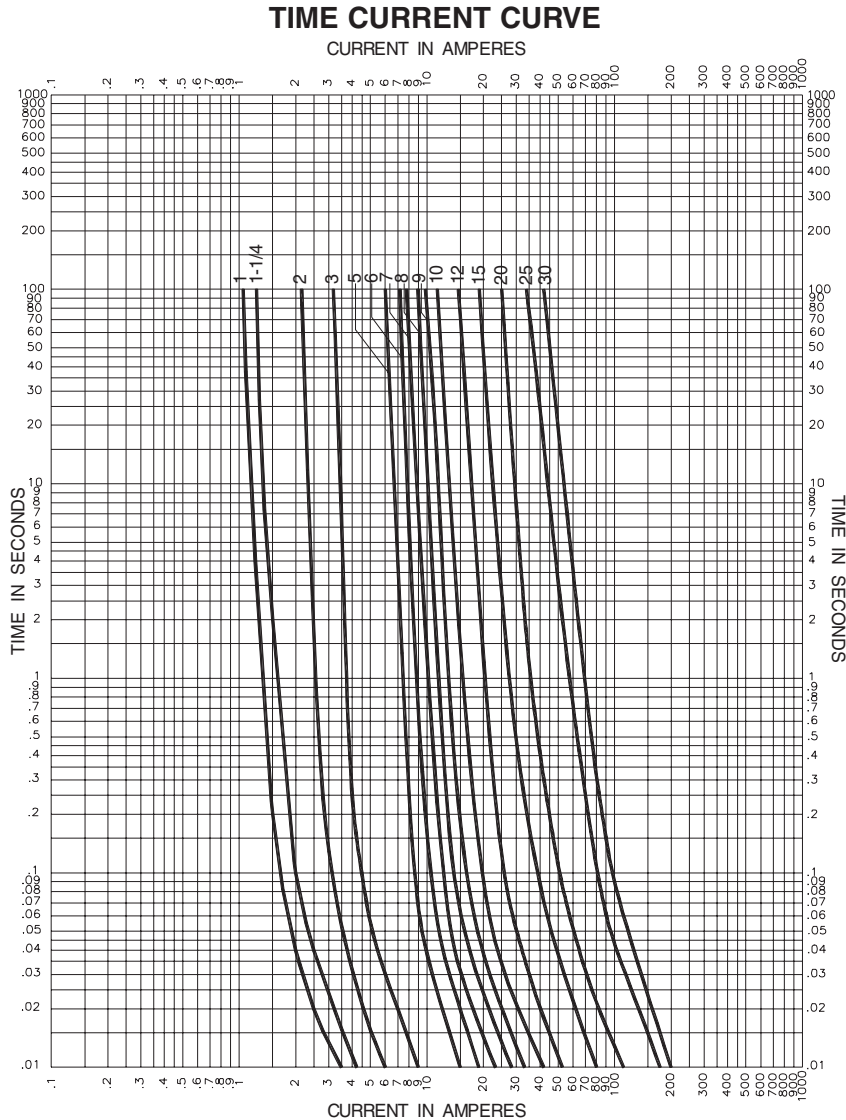
SPECIFICATIONS									
Product Code	Voltage Rating		AC Interrupting Rating*		DC Interrupting Rating*	Typical DC Cold Resistance (ohms)**	Typical Melt I [†] †		Typical Voltage Drop (V)‡
	AC	DC	250V	125V			AC	DC	
GBB-1	250V	125V	200A	10,000A	10,000A	0.17750	-	-	0.17750
GBB-1-1/4	250V	125V	200A	10,000A	10,000A	0.17900	-	-	0.17900
GBB-2	250V	125V	200A	10,000A	10,000A	0.06620	-	-	0.07000
GBB-3	250V	125V	200A	10,000A	10,000A	0.04475	-	-	0.04475
GBB-4	250V	125V	200A	10,000A	10,000A	0.03175	-	-	0.03175
GBB-5	250V	125V	200A	10,000A	10,000A	0.02125	-	-	0.02125
GBB-6	250V	125V	200A	10,000A	10,000A	0.01800	-	-	0.01800
GBB-7	250V	125V	200A	10,000A	10,000A	0.01550	-	-	0.01550
GBB-8	250V	125V	200A	10,000A	10,000A	0.01360	-	-	0.01360
GBB-9	250V	125V	200A	10,000A	10,000A	0.01070	-	-	0.01070
GBB-10	250V	125V	200A	10,000A	10,000A	0.00934	-	-	0.00934
GBB-12	250V	125V	200A	10,000A	10,000A	0.00620	-	-	0.08620
GBB-15	250V	125V	200A	10,000A	10,000A	0.00472	-	-	0.00472
GBB-20	250V	125V	200A	200A	200A	0.00330	-	-	0.00365
GBB-25	250V	125V	200A	200A	200A	0.00252	-	-	0.00252
GBB-30	250V	125V	200A	200A	200A	0.00206	-	-	0.00206

* Interrupting ratings: Interrupting ratings for 1-15A at 125Vdc was measured at 10,000A, 3.5 ms maximum, with time constant. Ratings 20-30A at 125Vdc were measured at 200A, 0.5 ms maximum, with time constant. Ratings 1-15A at 125Vac were measured at 10,000A, and 70% - 80% power factor. The interrupting ratings for 1-30A at 250Vac were measured at 90% - 100% power factor.

** DC Cold Resistance (Measured at <10% of rated current)

† Typical Melting I[†] (I[†] was measured at listed interrupting rating and rated voltage) Interrupting ratings were measured at 70% to 80% power factor on AC.

‡ Typical Voltage drop (Voltage drop was measured at 25°C±3°C ambient temperature at rated current)



PACKAGING CODE

Packaging Code	Description
BK	100 pieces of fuses packed into a cardboard carton
BK1	1,000 pieces of fuses packed into a cardboard carton

OPTION CODE

Option Code	Description
B	Board Washable - Hermetically sealed to withstand aqueous cleaning
V	Axial leads - copper tinned wire with nickel plated brass overcaps
-R	RoHS compliant version