



513 SERIES SWITCHES

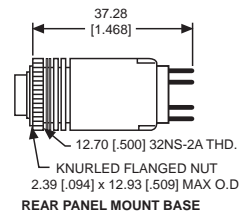
Caps Ordered Separately See Page 24.

MOMENTARY, SNAP ACTION
5 AMP-RESISTIVE; 2 AMP-INDUCTIVE; 125VAC/30VDC

Uses:
T-1 3/4 MIDGET
FLANGE BASE
INCANDESCENT LAMP

PART NO.	ACCEPTS CAP SIZE	CONTACT CIRCUIT	FIG
513-1601-604	ALL	SPDT	1
513-1606-001	5/8" SQ.	SPDT	2
513-1611-001	3/4" SQ.	SPDT	3
513-1701-604	ALL	TWO CIRCUIT	1
513-1706-001	5/8" SQ.	TWO CIRCUIT	2
513-1711-001	3/4" SQ.	TWO CIRCUIT	3

SIDE VIEW



FRONT VIEW



FIG 1

MOUNTING HOLE



MOMENTARY ACTION
3 AMP; 125VAC/30VDC; GOLD PLATED CONTACT

PART NO.	ACCEPTS CAP SIZE	CONTACT CIRCUIT	FIG
513-0101-604	ALL	SPST N.O.	1
513-0106-001	5/8" SQ.	SPST N.O.	2
513-0109-001	3/4" X 1"	SPST N.O.	4
513-0110-001	3/4" X 1"	SPST N.O.	5
513-0111-001	3/4" SQ.	SPST N.O.	3
513-0301-604	ALL	TWO CIRCUIT	1
513-0306-001	5/8" SQ.	TWO CIRCUIT	2
513-0309-001	3/4" X 1"	TWO CIRCUIT	4
513-0310-001	3/4" X 1"	TWO CIRCUIT	5
513-0311-001	3/4" SQ.	TWO CIRCUIT	3

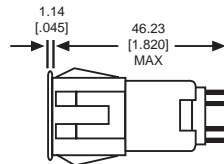


FIG 2

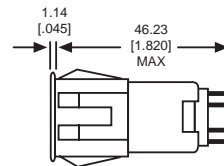


FIG 3

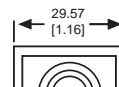
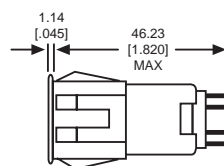


FIG 4

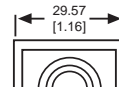
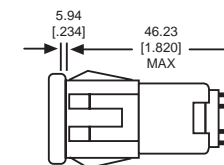
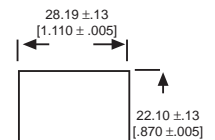
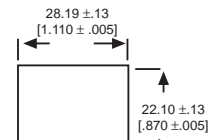


FIG 5



MOMENTARY ACTION
5 TO 100 mA; 3 TO 12VDC; HEAVY GOLD PLATING

PART NO.	ACCEPTS CAP SIZE	CONTACT CIRCUIT	FIG
513-0601-604	ALL	TWO CIRCUIT	1
513-0606-001	5/8" SQ.	TWO CIRCUIT	2

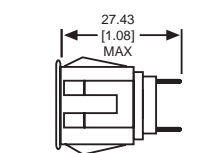
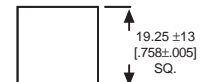


Fig. 6



ALTERNATE ACTION
5 AMP-RESISTIVE; 2 AMP-INDUCTIVE; 125VAC/30VDC

PART NO.	ACCEPTS CAP SIZE	CONTACT CIRCUIT	FIG
513-1401-604*	ALL	SPDT	1
513-1406-001**	5/8" SQ.	SPDT	2
513-1409-001**	3/4" X 1"	SPDT	4
513-1411-001**	3/4" SQ.	SPDT	3
513-1501-604*	ALL	TWO CIRCUIT	1
513-1506-001**	5/8" SQ.	TWO CIRCUIT	2
513-1511-001**	3/4" SQ.	TWO CIRCUIT	3

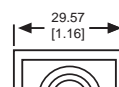
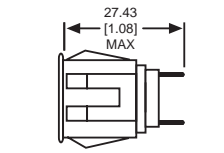
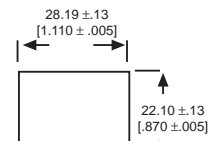


Fig. 7



* Add 12.7 (.500) to length dimension

** Add 13.08 (.515) to length dimension

533 SERIES INDICATORS

PART NO.	ACCEPTS CAP SIZE	FIG
533-0601	5/8" SQ.	6
533-0901	3/4" X 1"	7
533-1001 (w/built-in barrier)	3/4" X 1"	8
533-1101	3/4" SQ.	9

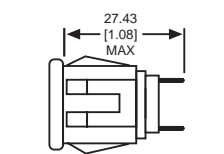
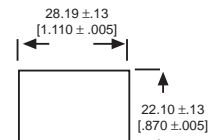


Fig. 8



Material & Finish: Base, Clear anodized aluminum;
Bezel, Heat resistant black plastic.

Neon and incandescent lamp information on Pages 35 and 36.

Dimensions in mm [inches]

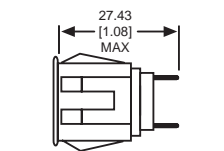


Fig. 9

