



Surface Mount Attenuator 7 Watts



Description

The D10AAXXZ1 is high performance Alumina (Al₂O₃) surface mount attenuator intended as a lower cost alternative to Aluminum Nitride (AlN) and Beryllium Oxide (BeO). The attenuator is well suited to all cellular frequency bands such as; AMPS, GSM, DCS, PCS, PHS and UMTS. The high power handling makes the part ideal for inter-stage matching, directional couplers, and for use in isolators.

General Specifications

Resistive Element	Thick film
Substrate	Alumina Ceramic
Terminal Finish	Thick film Silver
Operating Temperature	-55 to +125°C (see chart)

Tolerance is $\pm 0.010"$, unless otherwise specified. Designed to meet or exceed applicable portions of MIL-E-5400. All dimensions in inches.

Features:

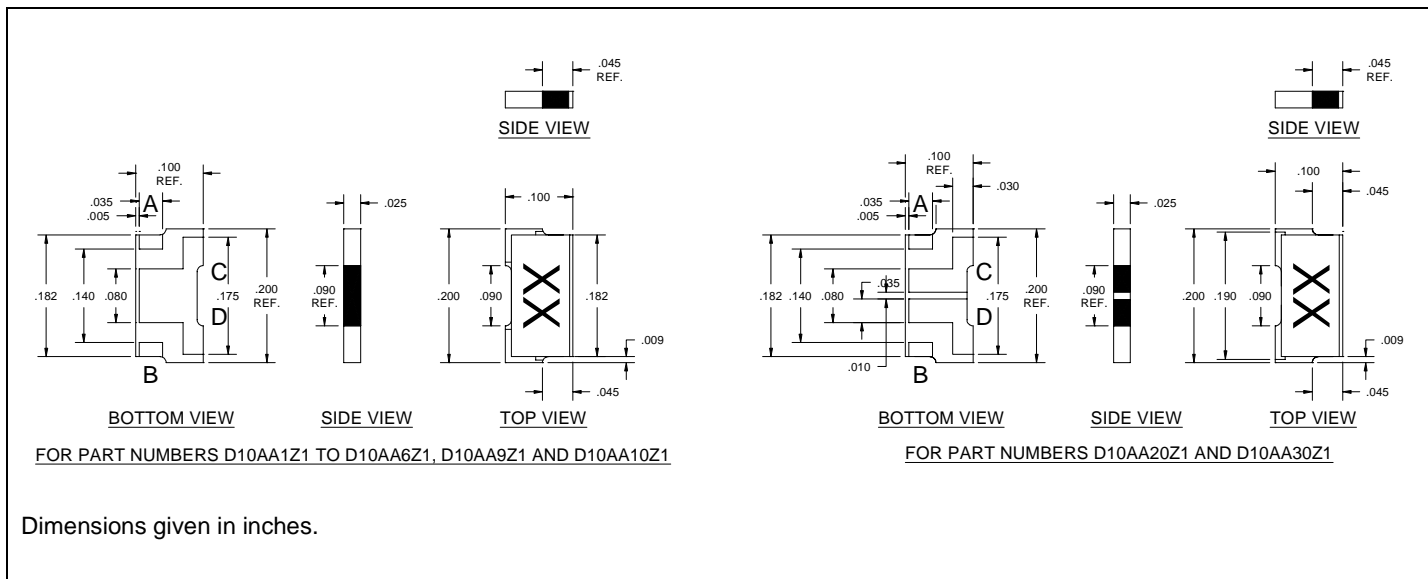
- 7 Watts
- Lowest Cost
- True Surface Mount
- Alumina Ceramic
- Non-Nichrome Resistive Element
- Low VSWR
- 100% Tested

Electrical Specifications


Attenuation Value:	1 – 6, 9, 10, 20 & 30dB
Power:	7 Watts
Frequency Range:	DC – 3.0 GHz
V.S.W.R.:	<1.25:1

Specification based on unit properly installed using suggested mounting instructions and a 50 ohm nominal impedance. **Specifications subject to change.**

Outline Drawing



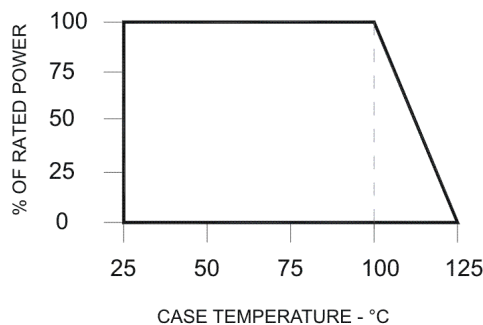
Rev. 11/07/03



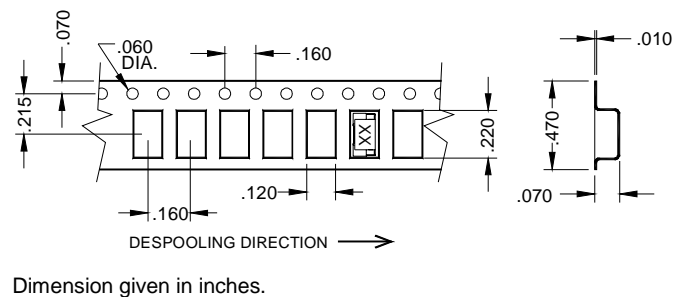
Specifications:

PART NUMBER	ATTENUATION(dB)	TOL. (±dB)	POWER (WATTS)	VSWR	FREQ (GHZ)
D10AA1Z1	1	0.30	7	1.25:1	3.0
D10AA2Z1	2	0.30	7	1.25:1	3.0
D10AA3Z1	3	0.30	7	1.25:1	3.0
D10AA4Z1	4	0.30	7	1.25:1	3.0
D10AA5Z1	5	0.30	7	1.25:1	3.0
D10AA6Z1	6	0.30	7	1.25:1	3.0
D10AA9Z1	9	0.25	7	1.25:1	3.0
D10AA10Z1	10	0.25	7	1.25:1	3.0
D10AA20Z1	20	0.50	7	1.25:1	2.5
D10AA30Z1	30	1.00	7	1.25:1	2.0

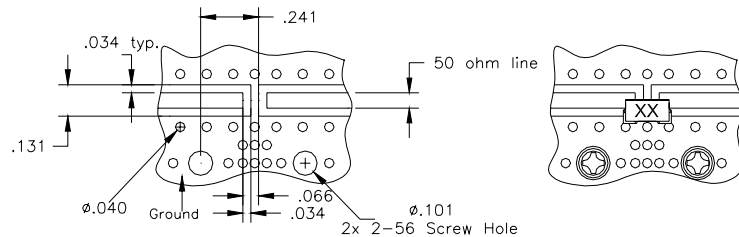
Power De-rating:



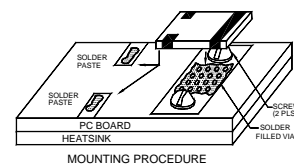
Tape & Reel:



Mounting Footprint and Procedure:




Dimension given in inches.
For best thermal performance the PCB should be placed with thermal joint compound to the heat sink.



1. Drill thermal vias through PCB and fill with solder, such as SN63 type.
2. Solder part in place using SN63 type solder with controlled temperature iron (700°F).
3. To ensure good thermal connectivity to heat sink, drill and tap heatsink and mount PCB board to heat sink using screws.

USA/Canada: (315) 432-8909
Toll Free: (800) 544-2414
Europe: +44 2392-232392

Available on Tape and Reel For Pick and Place Manufacturing.



Anaren
What'll we think of next?™

