

Introduction

ITT Cannon's Sealflex 2 microwave cable assemblies are designed for applications requiring consistent microwave performance through to 18 GHz and may be used with minimal degradation to 26 GHz, with SMA connectors.

All connector designs, except BNC, exhibit 'mode free' characteristics to 18 GHz, thereby allowing low VSWR to be specified without 'spikes' being present in the upper frequency spectrum.

Each assembly is 100% tested for VSWR and insertion loss and test plots are supplied with each item.

Sealflex 2 assemblies have been adopted for use in various avionic systems, missiles, military ground and shipborne applications as well as commercial communications equipment; in fact, anywhere where cost effective high performance and reliability is paramount.



Specification

| | | | | |
|----------------------|--|---|---------------|--------------|
| ELECTRICAL | Impedance | 50 Ω nominal | | |
| | Voltage Standing Wave Ratio (VSWR) | 1.25 (2 - 12.4 GHz). 1.35 (12.4 - 18 GHz) | | |
| | Attenuation | See graph on next page | | |
| | Shielding RF | -90 dB | | |
| MECHANICAL | Connector Retention | 137 N (30.9 lbs.) minimum | | |
| | Connector/Cable Torque | 1.7 Nm (15 in. lbs.) minimum | | |
| | Minimum Bend Radii | Cable Diameter | Static | Flexing |
| | | 3,18 (.125) | 13,00 (.511) | 25,00 (.984) |
| 4,57 (.180) | | 19,00 (.748) | 38,00 (1.496) | |
| | 6,35 (.250) | 25,00 (.984) | 51,00 (2.007) | |
| ENVIRONMENTAL | Operating Temperature | -65° C to 165° C | | |
| | Moisture Resistance | MIL-STD-202, Method 106 | | |
| | Vibration | MIL-STD-202, Method 204(C) | | |
| | Shock | MIL-E-5272, Para 4.15.5.1 | | |
| | Thermal Shock | MIL-STD-202, Method 107(C) | | |
| | Corrosion | MIL-STD-202, Method 101(B) | | |
| Solvent Resistance | 7 days at 200 C, JP6 (MIL-J-2658) and hydraulic fluid (MIL-H-5806) | | | |

SF2

NOTES

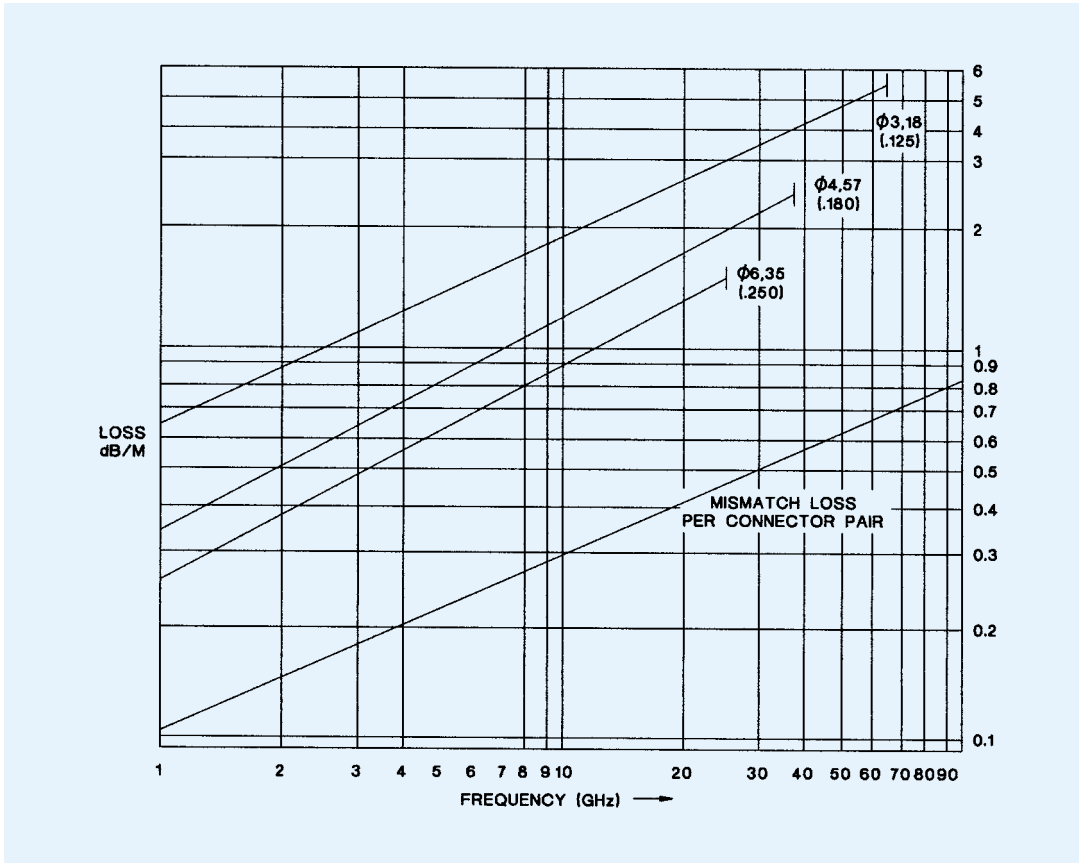
Tighter specifications to special quotation.

Sealflex 2 assemblies are manufactured under licence to Times Fiber Communications

THIS PRODUCT IS NOT AVAILABLE IN NORTH AMERICA THROUGH ITT CANNON

Specification

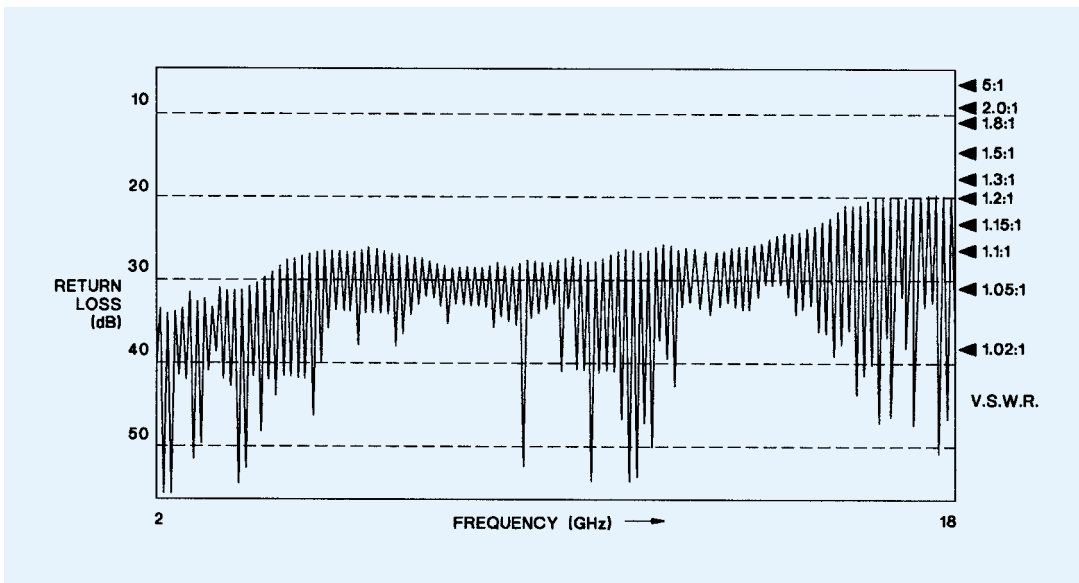
Attenuation



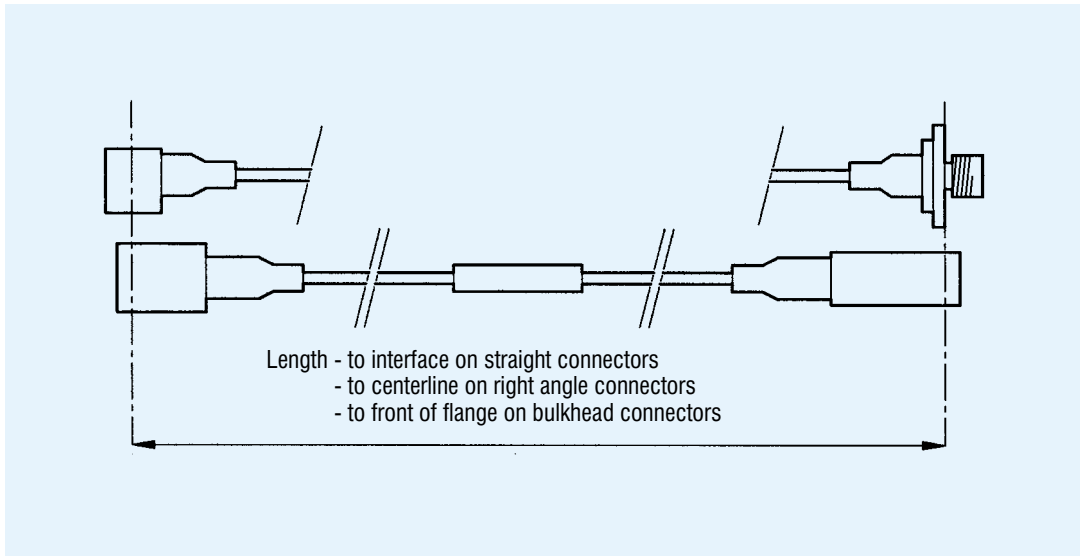
Cable Maximum Frequency (f_c):
(Single mode operaton)

Ø 3,18 (.125) = 65.3 GHz
 Ø 4,57 (.180) = 36.8 GHz
 Ø 6,35 (.250) = 23.7 GHz

Typical Return Loss (VSWR). Part Number 065-9AA-1000000



Microwave Cable Assemblies



Standard Tolerances:

| | |
|------------------------------|--------------------|
| Length up to 1m (39.370) | -0 + 10,00 (.393) |
| 1m (39.370) to 3m (118.00) | -0 + 20,00 (.787) |
| 3m (118.00) to 15m (1771.65) | -0 + 30,00 (1.181) |

Ordering Information

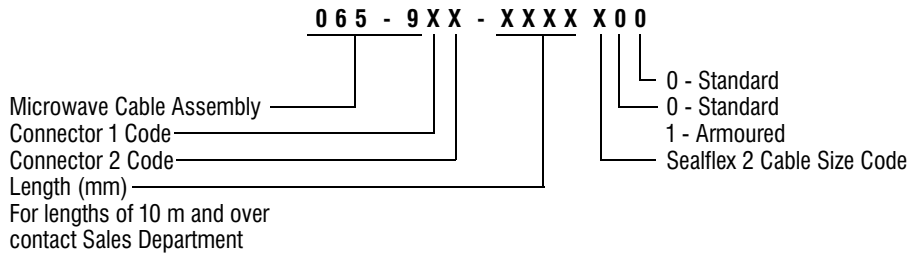
Connector Type

- SMA Plug
- SMA Right Angle Plug
- SMA Bulkhead Jack, 'D' Hole
- SMA Bulkhead Jack, 4 Hole Flange
- SMS Bulkhead Jack
- SMS Bulkhead Plug, Float Mounted
- BNC Plug
- TNC Plug
- TNC Right Angle Plug
- TNC Bulkhead Jack, 'D' Hole
- TNC Bulkhead Jack, 4 Hole Flange
- TNC Free Jack
- K Male
- N Plug
- N Right Angle Plug
- N Bulkhead Jack, 'D' Hole
- N Free Jack
- N Jack, 4 Hole Flange
- APC-7

Code

- A
- B
- C
- D
- F
- G
- H
- J
- K
- L
- M
- N
- P
- S
- T
- U
- V
- W
- Z

Part Number Explanation



Example

065-9BL-0720000 Sealflex 2, 4,57 (.180)
 Assembly with 1 x SMA Right Angle Plug and 1 x
 TNC Bulkhead Jack 'D' Hole 720,00 (28.346)
 between center line of SMA and front of flange of
 TNC, -0 + 10,00 (.393)

Stock Assemblies

The following part numbers are held in stock:

Cable Size

- 4,57 (.180)
- 3,18 (.125)
- 6,35 (.250)

Code

- 0
- 1
- 2

| Length | 2 x SMA Plug | SMA Plug/N Plug | 2 x N Plug |
|-------------------|-----------------|-----------------|-----------------|
| 300,00 (11.811) | 065-9AA-0300000 | - | - |
| 500,00 (19.685) | 065-9AA-0500000 | 065-9AS-0500000 | 065-9SS-0500000 |
| 750,00 (29.528) | 065-9AA-0750000 | - | - |
| 1000,00 (39.370) | 065-9AA-1000000 | 065-9AS-1000000 | 065-9SS-1000000 |
| 1500,00 (59.055) | 065-9AA-1500000 | - | 065-9SS-1500000 |
| 2000,00 (78.740) | 065-9AA-2000000 | 065-9AS-2000000 | 065-9SS-2000000 |
| 3000,00 (118.110) | 065-9AA-3000000 | - | 065-9SS-3000000 |

SF2