


.100" Card-Edge

Without Mounting Flange



- Reinforced card-edge resists mouth bowing for consistent contact performance
- Metal cover clips provide superior cover retention
- Bifurcated contacts provide reliable contact with PC boards
- Keying plug 3439-2 provides polarization and/or keying
- Optional strain relief

Date Issued: February 19, 1999

TS-0010-10
Sheet 1 of 2

106

Physical

Insulation

Material: Glass Filled Polyester (PBT)
Flammability: UL 94V-0
Color: Gray

Contact

Material: Copper Alloy
Plating
Underplate & U-Slot: 100 μ " (2.54 μ m) Nickel — QQ-N-290, Class 2
Wiping Area: 30 μ " (0.76 μ m) Gold — MIL-G-45204, Type II, Grade C
Wire Accomodation: 26 & 28 AWG Solid or Stranded
Marking: 3M Logo, Part Identification Number

Electrical

Current Rating: 1 A
Insulation Resistance: $> 1 \times 10^9 \Omega$ at 500 VDC
Withstanding Voltage: 1000 Vrms at Sea Level

Environmental

Temperature Rating: -55°C to $+105^\circ\text{C}$

UL File No.: E68080

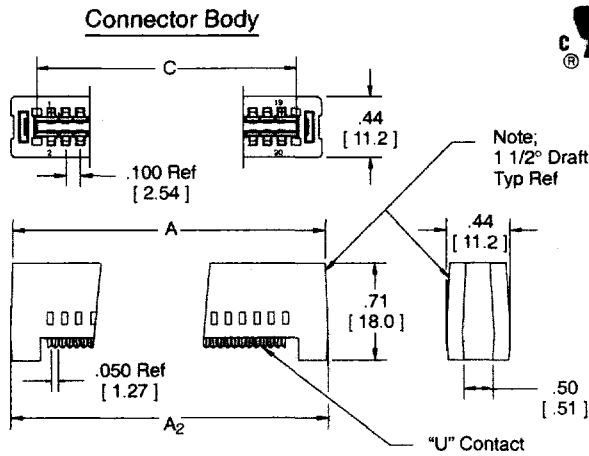
3M Electronic Products Division

6801 River Place Blvd.
Austin, TX 78726-9000

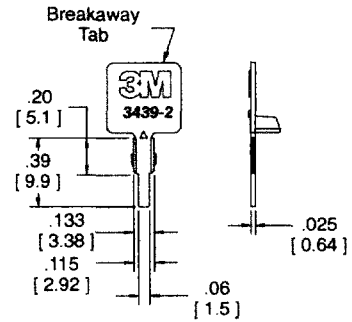
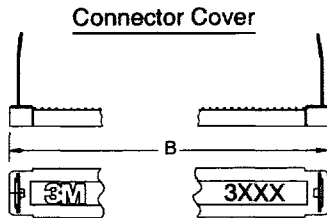
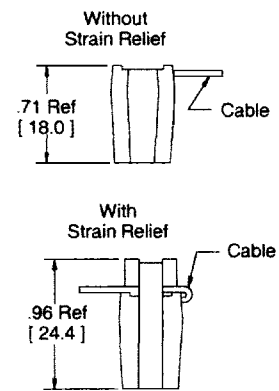
For technical, sales or ordering information call
800-225-5373

.100" Card-Edge Without Mounting Flange

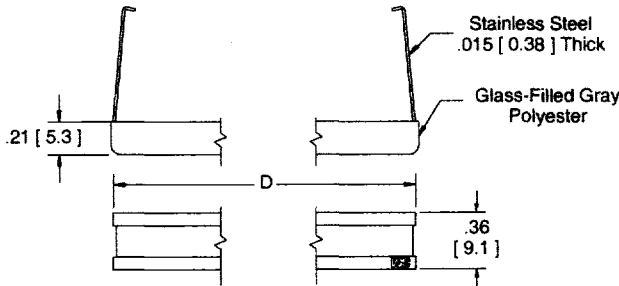
Contact Quantity	3M Part Number	Strain Relief Part Number	Dimensions				
			A	A ₂	B	C	D
10	3358	3448-52	0.96 [24.4]	0.97 [24.6]	0.85 [21.6]	0.612 [15.54]	0.95 [24.1]
16	3368	3448-53	1.26 [32.0]	1.27 [32.3]	1.15 [29.2]	0.912 [23.16]	1.25 [31.8]
20	3461	3448-54	1.46 [37.1]	1.47 [37.3]	1.35 [34.3]	1.112 [28.24]	1.45 [36.8]
26	3462	3448-55	1.76 [44.7]	1.77 [45.0]	1.65 [41.9]	1.412 [35.86]	1.75 [44.4]
34	3463	3448-56	2.16 [54.9]	2.17 [55.1]	2.05 [52.1]	1.812 [46.02]	2.15 [54.6]
40	3464	3448-57	2.46 [62.5]	2.47 [62.7]	2.35 [59.7]	2.112 [53.64]	2.45 [62.2]
50	3415	3448-58	2.96 [75.2]	2.97 [75.4]	2.85 [72.4]	2.612 [66.34]	2.95 [74.9]
60	3666	3448-31	3.46 [87.9]	3.47 [88.1]	3.35 [85.1]	3.112 [79.04]	3.45 [87.6]
64	3403	3448-59	3.66 [93.0]	3.67 [93.2]	3.55 [90.2]	3.312 [84.12]	3.65 [92.7]



Assembled Height



Optional Strain Relief (Order Separately)



Optional Keying Plug Material-Glass Filled Polyester

Inch [mm]

Tolerance Unless Noted			
	.0	.00	.000
Inch	± .1	± .01	± .005

[] Dimensions for Reference only

Ordering Information

XXXX-0001

3M Part Number:
See Table

Note: For recommended board layout see drawing number TS-0014.

TS-0010-10
Sheet 2 of 2

3M Electronic Products Division

6801 River Place Blvd.
Austin, TX 78706-0000

For technical, sales or ordering information call
800-225-5373