

LUMPED CONSTANT DELAY LINES SINGLE IN-LINE SERIES 0438

TECHNICAL INFORMATION

TEST CONDITIONS

Pulse Width	3.0 x Total Delay
Pulse Period	4 x Pulse Width
Rise Time	2.0 NSec (10%-90%)
Pulse Voltage	1 Volt
Ambient Temperature	25°C

PERFORMANCE CHARACTERISTICS

Distortion 10% max.

Performance Characteristics apply at above listed Test Conditions.

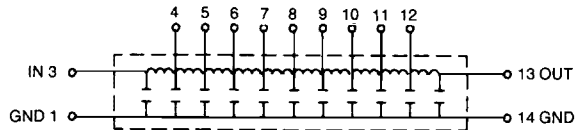
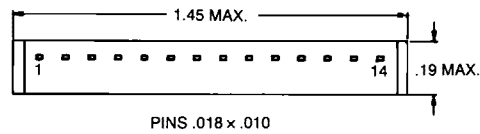
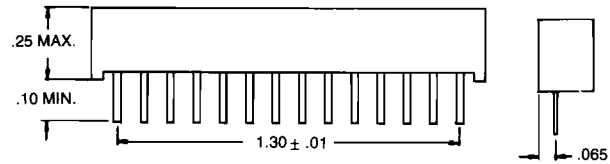
ELECTRICAL CHARACTERISTICS

Operating Temperature Range
- 55°C To 125°C

Temperature Coefficient
100PPM/°C Typical

Dielectric Withstanding Voltage
50 Volt DC

- Compatible with TTL and ECL circuits
- Other delays and impedances upon request



Time Delay ± 5%	Tap to Tap Delay	Rise Time * 1.	Z ₀ ± 10% In OHMS	D.C.R. In OHMS	Part Number
10NS	1 ± .25NS	2.5NS	50	.8	0438-0010-50
20NS	2 ± .4NS	4NS	50	1	0438-0020-50
50NS	5 ± 1.5NS	9NS	50	2	0438-0050-50
100NS	10 ± 2NS	18NS	50	3	0438-0100-50
10NS	1 ± .25NS	2.5NS	100	1.6	0438-0010-01
20NS	2 ± .4NS	4NS	100	2	0438-0020-01
50NS	5 ± 1.5NS	9NS	100	4	0438-0050-01
100NS	10 ± 2NS	19NS	100	9	0438-0100-01
20NS	2 ± .4NS	4.5NS	200	5	0438-0020-02
50NS	5 ± 1.5NS	10NS	200	12	0438-0050-02
100NS	10 ± 2NS	20NS	200	17	0438-0100-02

* Rise Time measured from 10% to 90% of the pulse