

Tous droits strictement réservés. Reproduction ou communication sans l'autorisation écrite de FCI Electronics S.A. est formellement interdite.

All rights strictly reserved. Reproduction or communication without the written authority of FCI Electronics S.A. is expressly prohibited.

PRODUCT NUMBER	PRODUCT DIMENSIONS			PLATING TYPE
	DIM "A"	DIM "B"	DIM "L"	
95244-701-XX	5.84	2.42	10.8	0.05um Au OVER 1.27um Ni MIN
95244-702-XX	8.08	2.41	13.1	0.05um Au OVER 1.27um Ni MIN
95244-703-XX	5.84	3.42	11.8	0.05um Au OVER 1.27um Ni MIN
95244-704-XX	6.8	2.85	12.2	0.05um Au OVER 1.27um Ni MIN

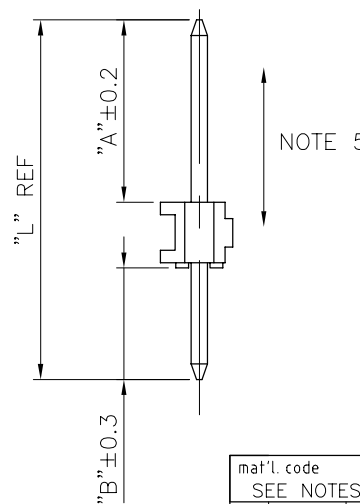
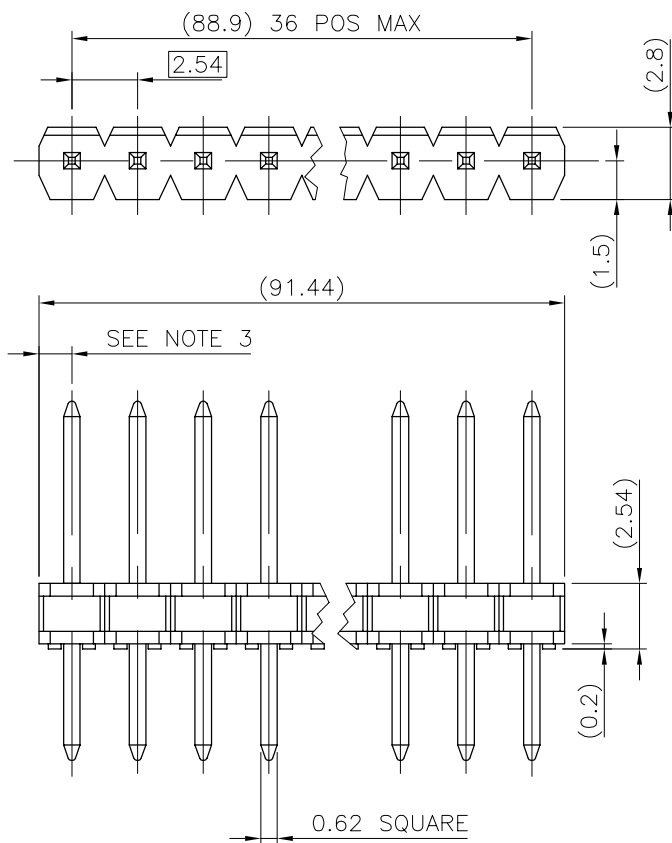
PART NUMBER

95244-YXX-XX

NB OF POSITIONS(1 THRU 36)




VERSION (PIN LENGTH)

BASE PART NUMBER



NOTES:

- 1 - MATERIAL BODY : 20% MIN GLASSFILLED NYLON, FLAME RETARDANT PER UL-94-V0 COLOR BLACK.
- 2 - PIN MATERIAL : BRASS.
- 3 - DIM 1.27 ± 0.03 FOR MOULDED SIDE(S) ONLY. IF SIDE(S) ARE BROKEN, DIM 1.02 TO 1.7 MAX APPLIES.
- 4 - TWO PIN TIP SIDES NOT PLATED.
- 5 - 9N MIN PIN RETENTION IN EITHER DIRECTION .
- 6 - PACKAGED IN ANTISTATIC POLYBAGS.

mat'l. code SEE NOTES 1 & 2				tolerances unless otherwise specified				CUSTOMER COPY		 ELECTRONICS www.fciconnect.com	
ltr	ecn no	dr	date	linear					projection 	title ECON-STIK HEADER SR,STRAIGHT	
A	F60021	JMC	96.01.09								
				angles						product family BSTIK	
				dr	COMPAGNON J	96.01.09					
				engr	JMC	96.01.09	scale 5:1		size dwg no A3 95244		
				chr							
				appd	JMC	96.01.09					
sheet index	revision sheet	A 1									