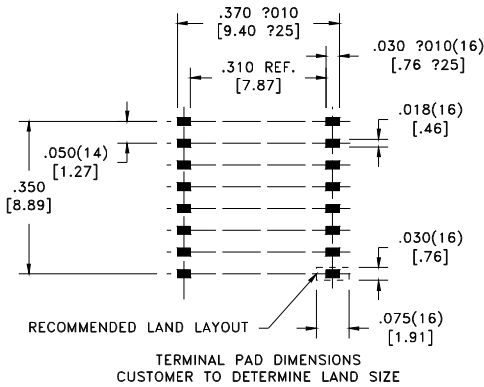
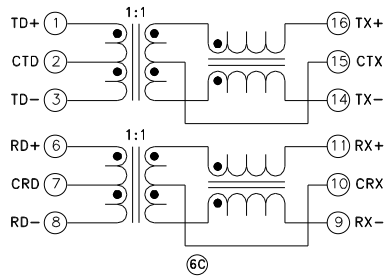
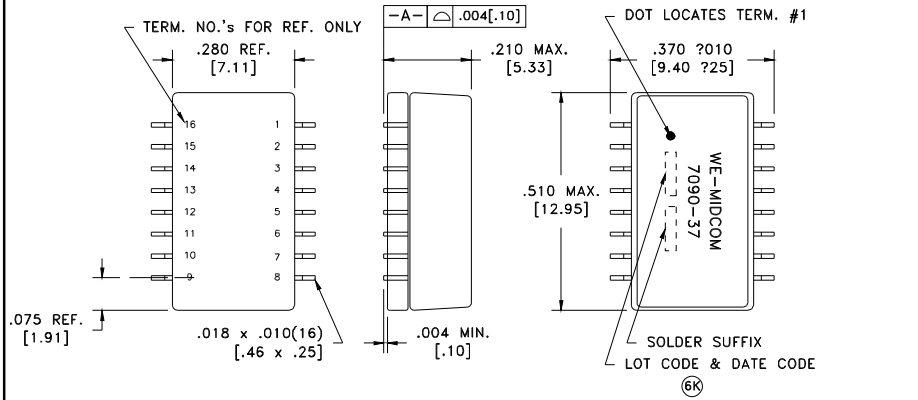


CUSTOMER TERMINAL	RoHS	LEAD(Pb)-FREE <b>6K</b>
Sn96%, Ag4%	Yes	No



**ELECTRICAL SPECIFICATIONS @ 25°C unless otherwise noted:**

- ⑥C INSERTION LOSS: -1.1dB max., 500k - 100MHz.
- ⑥C DIELECTRIC RATING: 1500Vrms, 1 minute tested by applying 1800Vrms for 1 second between 1-16(tie 1+6, 16+11).
- ⑥C INDUCTANCE: 350uH min., 100kHz, 100mV, 8mADC, 16-14; 11-9 Lp.
- RETURN LOSS: -18dB min., 500k - 30MHz.  
-16dB min., 30M - 45MHz.  
-14dB min., 45M - 60MHz.  
-12dB min., 60M - 80MHz.
- URNS RATIO & POLARITY: (1-3):(16-14) = 1:1, 2%.  
(6-8):(11-9) = 1:1, 2%.
- CROSSTALK: -35dB min., 1M - 100MHz.
- ⑥C DCMR: -30dB min., 500k - 100MHz.
- ⑥P CMRR: -60dB typ., 500k - 30MHz.  
-30dB min., 30M - 100MHz.

OPERATING TEMPERATURE RANGE: -40°C to +85°C.

COPLANARITY: All 16 terminals must lie on a plane within .004 [.10] of Surface A after lead tinning.

⑥M

REV.	DATE
Pre 6P	10/08
6N	8/08
6M	9/07
6L	6/05
6K	4/05

DETAILS SUBJECT TO CHANGE

⑥F

AGENCY NUMBER	
UL60950	E205930
CSA60950 (Via CUL)	E205930

**Packaging Specifications**

Method: **Tape & Reel**  
 PKG-0339  
 www.midcom-inc.com

Unless otherwise specified:  
 Tolerances: Fractions: ±1/64  
 Angles: ±1° Decimals: ±.005[.127]

This drawing is dual dimensioned. Dimensions in brackets are in millimeters.

**DRAWING TITLE**

**TRANSFORMER**  
 PDSO-G16

eiSos p/n: 749010013



**DRAWING NO.**

**000-7090-37R-LF1**

⑥K

REVISIONS: SEE SHEET 1

SCALE ---

SHEET 2 OF 8