



## Inductors/Transformers

Customizable, Surface Mount Torodial,  
Kool-Mu®, Powdered Iron and MPP Cores

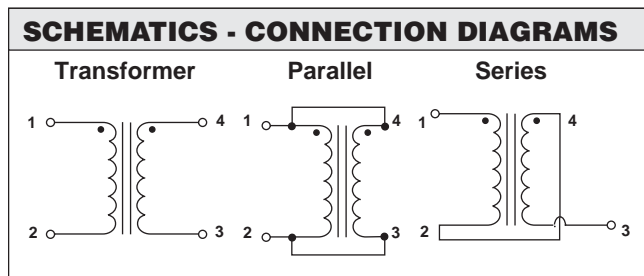
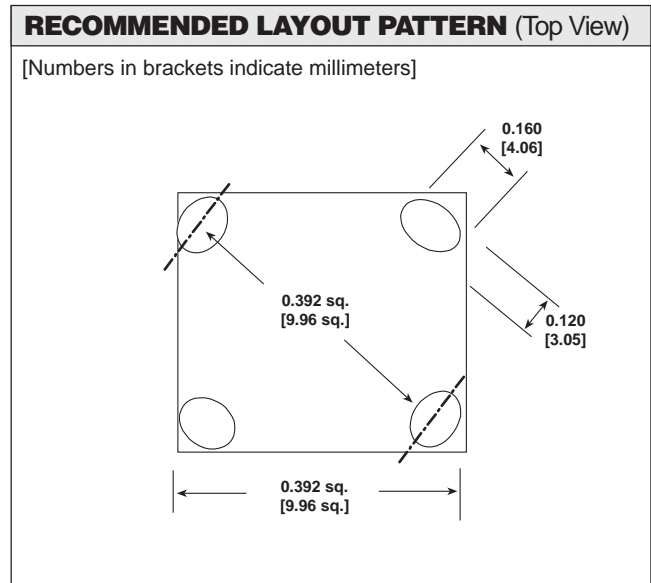
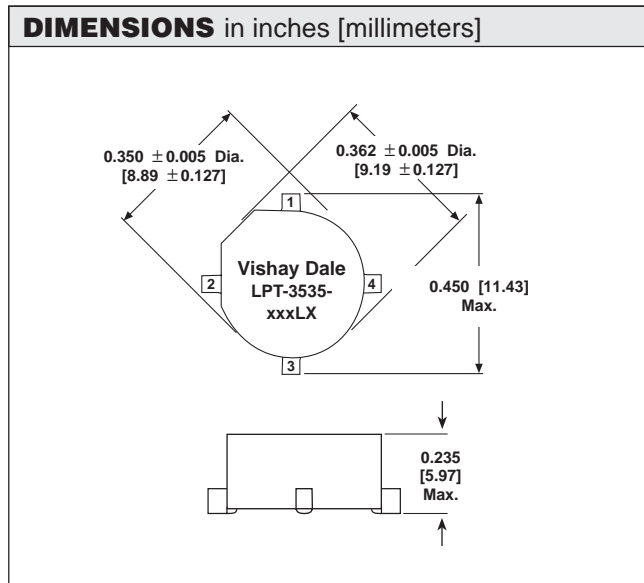


### FEATURES

- Toroidal design for minimal EMI radiation in DC to DC converter applications.
- Designed to support the growing need for efficient DC to DC converters in battery operated equipment.
- Two separate windings provide versatility by ability to connect windings in series or parallel.
- Supplied on tape and reel and is designed to be pick and place compatible.
- Custom versions and turns ratios available. Contact the factory with your specifications.
- Half height parts available upon request.

### STANDARD ELECTRICAL SPECIFICATIONS (In Parallel)

MODEL LA=KOOL-MU® CORE	STANDARD INDUCTANCE VALUES	ACTUAL INDUCTANCE – μH (L <sub>OC</sub> ) ± 15%	RATED IDC (40°C†)	INDUCTANCE @ IDC (L <sub>BIAS</sub> ) [30%]	DCR Ω
LPT-3535-1R0LA	1.0	0.800	6.42	0.48 @ 7.05	0.005
LPT-3535-1R5LA	1.5	1.80	4.77	1.07 @ 4.70	0.009
LPT-3535-2R5LA	2.5	2.45	4.45	1.46 @ 4.03	0.011
LPT-3535-3R3LA	3.3	3.20	3.73	1.90 @ 3.52	0.015
LPT-3535-5R0LA	5.0	5.00	3.01	2.98 @ 2.82	0.023
LPT-3535-100LA	10	11.3	1.95	6.69 @ 1.88	0.055
LPT-3535-150LA	15	16.2	1.59	9.64 @ 1.57	0.081
LPT-3535-250LA	25	26.5	1.25	15.7 @ 1.23	0.131
LPT-3535-330LA	33	33.8	1.05	20.1 @ 1.08	0.182
LPT-3535-500LA	50	51.2	0.84	30.5 @ 0.88	0.280
LPT-3535-101LA	100	101	0.63	60.2 @ 0.63	0.514
LPT-3535-151LA	150	151	0.57	90.0 @ 0.51	0.775
LPT-3535-251LA	250	252	0.40	150.0 @ 0.40	1.279
LPT-3535-331LA	330	328	0.33	195.0 @ 0.35	1.837
<b>LB=POWDER IRON</b>					
LPT-3535-1R0LB	1.0	0.882	5.10	0.56 @ 4.29	0.004
LPT-3535-1R5LB	1.5	1.57	4.48	0.99 @ 3.21	0.005
LPT-3535-2R5LB	2.5	2.45	3.58	1.54 @ 2.57	0.009
LPT-3535-3R3LB	3.3	3.53	2.96	2.22 @ 2.14	0.013
LPT-3535-5R0LB	5.0	4.80	2.41	3.03 @ 1.84	0.018
LPT-3535-100LB	10	10.8	1.58	6.81 @ 1.22	0.043
LPT-3535-150LB	15	15.3	1.29	9.65 @ 1.03	0.064
LPT-3535-250LB	25	25.1	1.03	15.8 @ 0.80	0.103
LPT-3535-330LB	33	33.5	0.85	21.1 @ 0.70	0.147
LPT-3535-500LB	50	51.8	0.68	32.7 @ 0.56	0.230
LPT-3535-101LB	100	104	0.51	65.2 @ 0.40	0.424
LPT-3535-151LB	150	153	0.41	96.3 @ 0.33	0.645
LPT-3535-251LB	250	250	0.33	157.0 @ 0.25	1.031
LPT-3535-331LB	330	330	0.27	208.0 @ 0.22	1.463
<b>LC=MPP</b>					
LPT-3535-1R0LC	1.0	0.800	6.45	0.52 @ 7.05	0.005
LPT-3535-1R5LC	1.5	1.80	4.80	1.16 @ 4.70	0.009
LPT-3535-2R5LC	2.5	2.45	4.46	1.58 @ 4.03	0.011
LPT-3535-3R3LC	3.3	3.20	3.73	2.06 @ 3.52	0.015
LPT-3535-5R0LC	5.0	5.00	3.02	3.22 @ 2.82	0.023
LPT-3535-100LC	10	11.3	1.94	7.25 @ 1.88	0.055
LPT-3535-150LC	15	16.2	1.59	10.43 @ 1.57	0.081
LPT-3535-250LC	25	26.5	1.26	17.0 @ 1.23	0.131
LPT-3535-330LC	33	33.8	1.05	21.8 @ 1.08	0.182
LPT-3535-500LC	50	51.2	0.84	33.0 @ 0.88	0.280
LPT-3535-101LC	100	101	0.64	97.4 @ 0.51	0.514
LPT-3535-151LC	150	151	0.52	65.2 @ 0.63	0.775
LPT-3535-251LC	250	252	0.40	162.0 @ 0.51	1.279
LPT-3535-331LC	330	328	0.33	211.0 @ 0.35	1.837



**PART MARKING**

- Vishay Dale
- Model number
- Pin 1 identification

**ORDERING INFORMATION**

<u>LPT</u> MODEL	<u>3535</u> SIZE	<u>100</u> INDUCTANCE VALUE (μH)	<u>± 15%</u> INDUCTANCE TOLERANCE	<u>LA/LB/LC</u> CORE/HEIGHT LA = KOOL-MU® LB = POWDER IRON LC = MPP
---------------------	---------------------	--	--------------------------------------	---

**PACKAGING** in inches [millimeters]

**Pocket Tape Orientation**

REELING DIRECTION ←

Carrier Tape Width	0.945 [24.0]
Pitch	0.630 [16.0]
Parts per 13" [330.2] Reel	600

All embossed carrier tape packaging will be in compliance with the latest revision of EIA-481.