

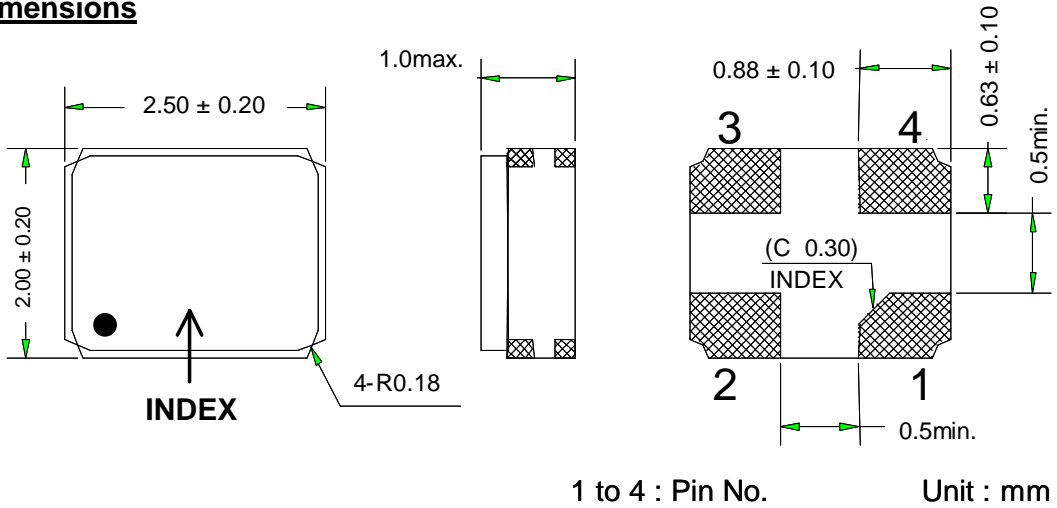
Customer Name	Standard Specification	FUJITSU MEDIA DEVICES LIMITED	
System	AMPS-Rx	DATE	May 31, 2002
FMD Part Number	FAR-F5CP-881M50-D22E	Version 1.0	Preliminary

Table 1 Electrical specification

Passband: 869 ~ 894 MHz						
Item	Condition	Specification			Unit	Remark
		Min.	Typ.	Max.		
Insertion Loss	869 - 894 MHz	-	2.0	2.5	dB	
Ripple	869 - 894 MHz	-	0.5	1.4	dB	
Absolute Attenuation	DC - 779 MHz	45	52	-	dB	
	779 - 849 MHz	40	42	-	dB	
	914 - 970 MHz	24	30	-	dB	
	970 - 1049 MHz	45	54	-	dB	
	1049 - 2000 MHz	40	52	-	dB	
VSWR	869 - 894 MHz	-	1.5	2.0	dB	
Input/Output Impedance	Unbalance	50/50			Ohm	
Input Power	869 - 894 MHz	-	-	+15	dBm	
Operating Temperature		-30 ~ +85			°C	
Device Size		2.5typ. x 2.0typ. x 1.0max.			mm	

Customer Name	Standard Specification	FUJITSU MEDIA DEVICES LIMITED	
System	AMPS-Rx	DATE	May 31, 2002
FMD Part Number	FAR-F5CP-881M50-D22E	Version 1.0	Preliminary

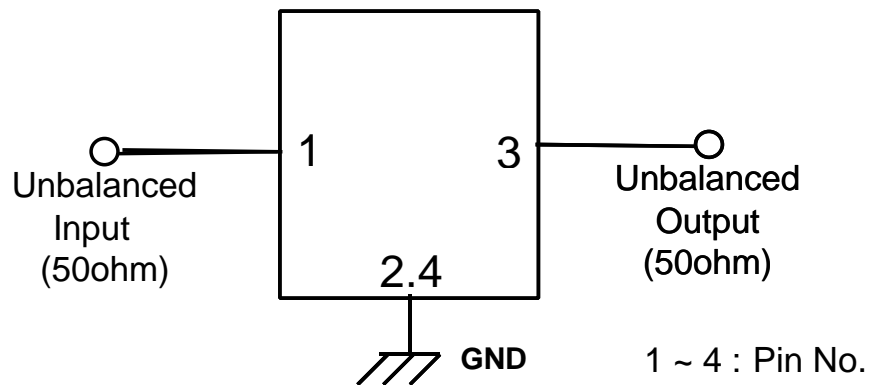
● **Dimensions**



● **Pin Configuration**

Pin No.	Symbol	Function
1	IN	Input
2	GND	Ground
3	OUT	Output
4	GND	Ground

● **Evaluation Circuit**



Customer Name	Standard Specification	FUJITSU MEDIA DEVICES LIMITED	
System	AMPS-Rx	DATE	May 31, 2002
FMD Part Number	FAR-F5CP-881M50-D22E	Version 1.0	Preliminary

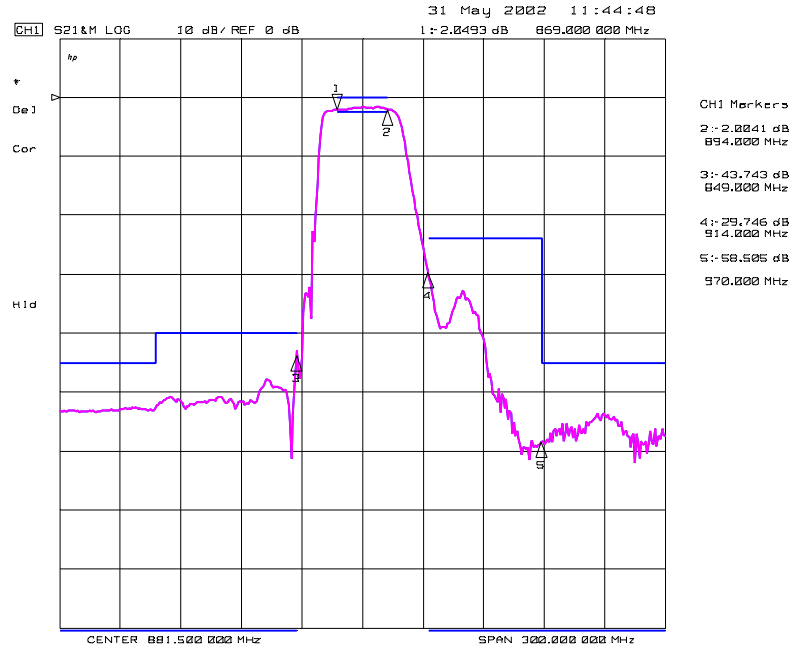


Fig. 1 Pass-band Characteristics

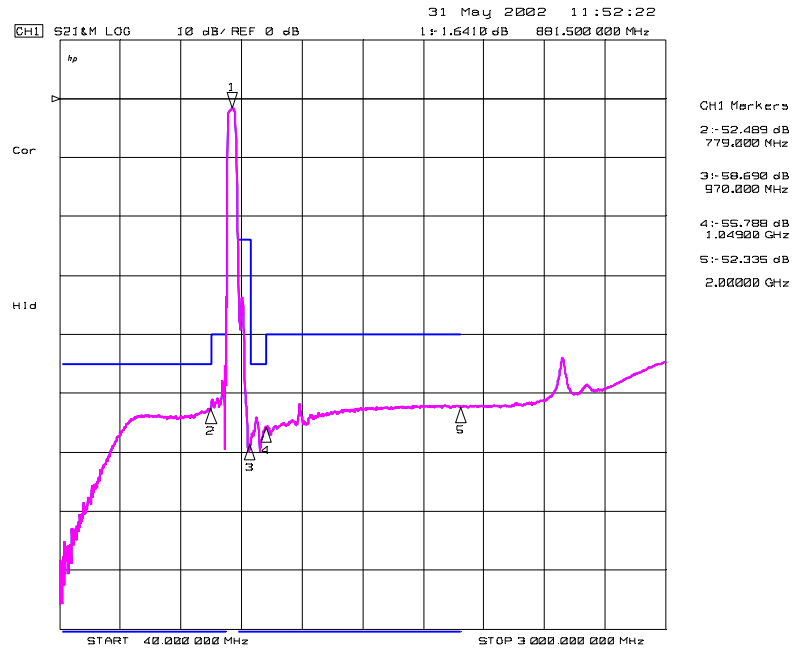


Fig. 2 Wide-band Characteristics

Customer Name	Standard Specification	FUJITSU MEDIA DEVICES LIMITED	
System	AMPS-Rx	DATE	May 31, 2002
FMD Part Number	FAR-F5CP-881M50-D22E	Version 1.0	Preliminary

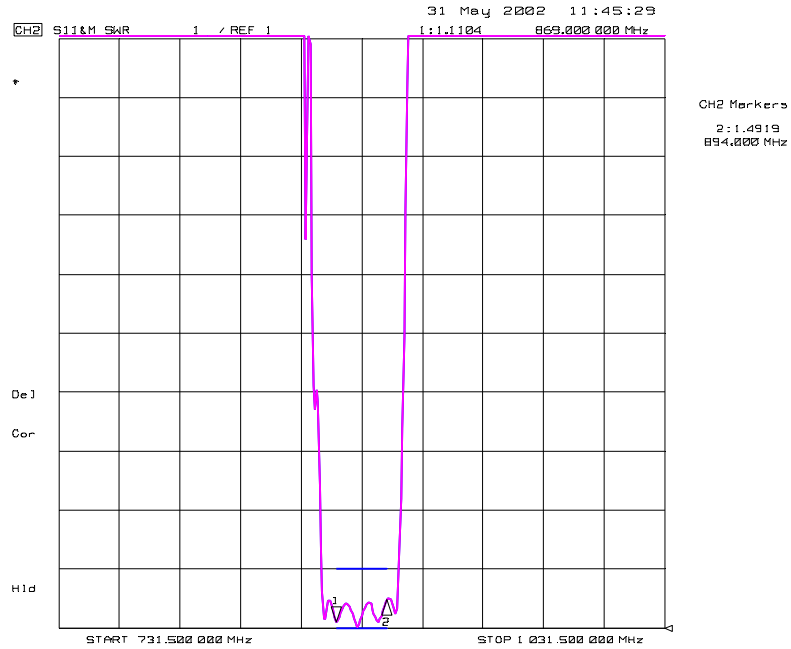


Fig.3 VSWR

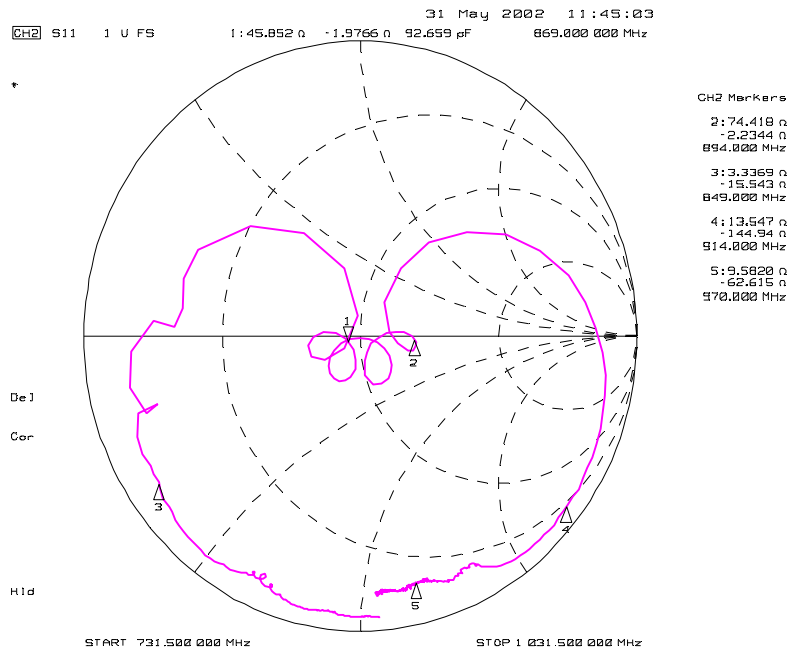


Fig. 4 Impedance