THIS DRAWING IS UNPUBLISHED. RELEASED FOR PUBLICATION -.- .
© COPYRIGHT - BY TYCO ELECTRONICS CORPORATION. ALL RIGHTS RESERVED.

LOC	DIST
AD	00

REVISIONS

P	LTR	DESCRIPTION	DATE	DWN	APVD
	K	0G3C-0216-05	12DEC05	RB	JG

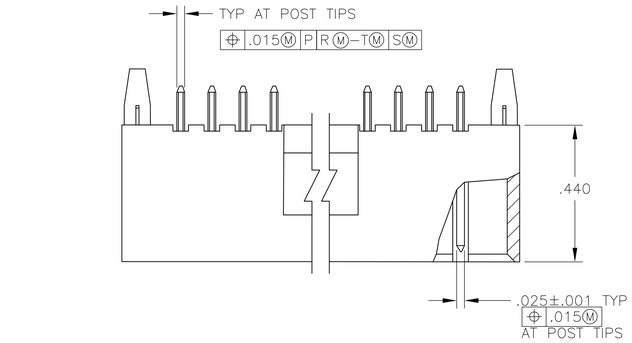

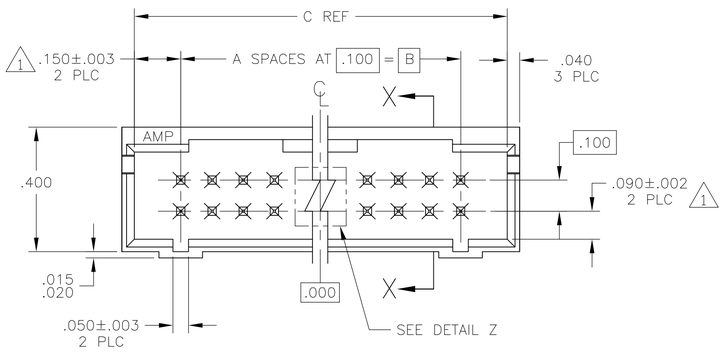

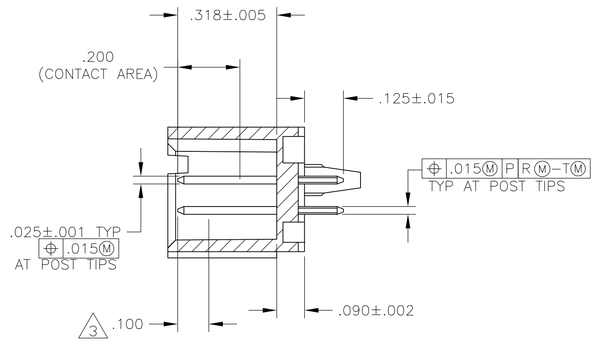

SECTION X-X

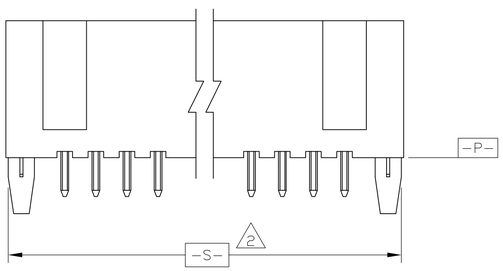

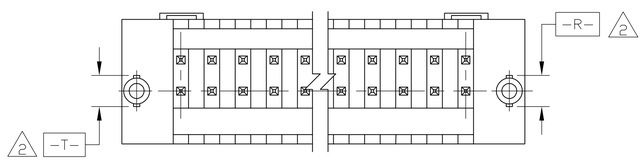

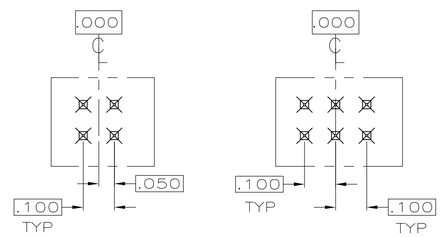

BASIC DIMENSION FOR ODD NO. OF SPACES (SEE TABLE)

BASIC DIMENSION FOR EVEN NO. OF SPACES (SEE TABLE)

DETAIL Z

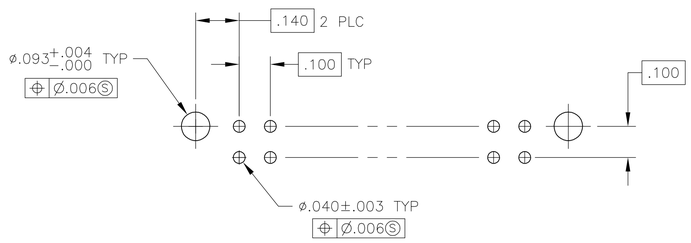

RECOMMENDED HOLE LAYOUT

1. THE NOTED DIMENSIONS APPLY AT THE INTERSECTION OF THE POST AND HOUSING
2. THE NOTED DIMENSIONS APPLY AT THE INTERSECTION WITH DATUM -P-
3. POINT OF MEASUREMENT FOR PLATING THICKNESS
4. PRELIMINARY PART - NOT RELEASED FOR PRODUCTION.
5. MATERIAL: HOUSING- FLAME RETARDANT THERMOPLASTIC, COLOR- BLACK
   POST- PHOS BRONZE
6. FINISH: POST- .000015 GOLD IN CONTACT AREA,
   .000100-.000200 MATTE TIN-LEAD ON SOLDERTAIL,
   ALL OVER .000050 NICKEL
7. FINISH: POST- .000015 GOLD IN CONTACT AREA,
   .000100-.000200 MATTE TIN ON SOLDERTAIL,
   ALL OVER .000050 NICKEL

7	1.900	1.600	16	34	6-104317-8
	2.000	1.700	17	36	6-104317-7
	1.000	.700	7	16	6-104317-6
	2.300	2.000	20	42	6-104317-5
	2.700	2.400	24	50	6-104317-4
	2.600	2.300	23	48	6-104317-3
	2.200	1.900	19	40	6-104317-2
	1.800	1.500	15	32	6-104317-1
	1.700	1.400	14	30	6-104317-0
	1.500	1.200	12	26	5-104317-9
	1.400	1.100	11	24	5-104317-8
	1.300	1.000	10	22	5-104317-7
	1.200	.900	9	20	5-104317-6
	1.100	.800	8	18	5-104317-5
	.900	.600	6	14	5-104317-4
	.800	.500	5	12	5-104317-3
	.700	.400	4	10	5-104317-2
	.500	.200	2	6	5-104317-1
6	.600	.300	3	8	4 1-104317-9
	1.900	1.600	16	34	1-104317-8
	2.000	1.700	17	36	1-104317-7
	1.000	.700	7	16	1-104317-6
	2.300	2.000	20	42	1-104317-5
	2.700	2.400	24	50	1-104317-4
	2.600	2.300	23	48	1-104317-3
	2.200	1.900	19	40	1-104317-2
	1.800	1.500	15	32	1-104317-1
	1.700	1.400	14	30	1-104317-0
	1.500	1.200	12	26	104317-9
	1.400	1.100	11	24	104317-8
	1.300	1.000	10	22	104317-7
	1.200	.900	9	20	104317-6
	1.100	.800	8	18	104317-5
	.900	.600	6	14	104317-4
	.800	.500	5	12	104317-3
	.700	.400	4	10	104317-2
	.500	.200	2	6	104317-1
PLATING	C	B	A	NO OF POSN	ASSEMBLY PART NUMBER

THIS DRAWING IS A CONTROLLED DOCUMENT.

DIMENSIONS: INCHES

TOLERANCES UNLESS OTHERWISE SPECIFIED:
0 PLC ± -
1 PLC ± -
2 PLC ± -
3 PLC ± .005
4 PLC ± -
ANGLES ± -

MATERIAL 5

FINISH SEE TABLE

DWN H MOLL 10-19-87
CHK R FEIDT 10-19-87
APVD -
PRODUCT SPEC -
APPLICATION SPEC -
WEIGHT -

tyco Electronics
Tyco Electronics Corporation
Harrisburg, Pa 17105-3608

NAME
HDR ASSY, MOD II, SHROUDED,
4 SIDES, DBL ROW, VERTICAL,
.100X.100 CL, WITH .025 SQ POSTS

SIZE	CAGE CODE	DRAWING NO	RESTRICTED TO
A1	00779	C-104317	-

CUSTOMER DRAWING

SCALE 4:1 SHEET 1 OF 1 REV K