

DIMENSIONS ARE IN INCHES		UNLESS OTHERWISE NOTED	TOLERANCES ARE:	TITLE: HIGH TEMP 2mm TERMINAL STRIP (BOARD STACKING)	DWG NO: TW-XX-XX-X-X-XXX-XXX-XXX-XX
ONE PLACE DECIMALS ± .1[2.54mm]	THREE PLACE DECIMALS ± .005[.13mm]	ANGLES ± 5°			SHEET 1 OF 3
TWO PLACE DECIMALS ± .01[.25mm]	FOUR PLACE DECIMALS ± .002[.05mm]				

LEAD STYLE	TERMINAL	OVERALL LENGTH 'L'	
		INCHES	MILLIMETERS
-01	T-1S13-20-X-2	.3228	8.2 mm
-02	T-1S13-02-X-2	.3770	9.6 mm
-03	T-1S13-03-X-2	.5347	13.6 mm
-04	T-1S13-06-X-2	.5550	14.01 mm
-05	T-1S13-09-X-2	.5940	15.10 mm
-06	T-1S13-10-X-2	.6730	17.10 mm
-07	T-1S13-11-X-2	.7510	19.10 mm
-08	T-1S13-12-X-2	.8300	21.10 mm
-09	T-1S13-13-X-2	.4560	11.60 mm
-10	T-1S13-14-X-2	.6140	15.60 mm
-11	T-1S13-05-X-2	.3970	10.08 mm
-12	T-1S13-16-X-2	1.110	28.19 mm

NOTE: LEAD STYLE -08 & -12 NOT AVAILABLE IN -T, -Q-5 & 6 ROW OPTION.

TW-XX-XX-X-X-XXX-XXX-XXX-XX

No. OF POSITIONS  
EXPRESSED IN # OF POS.  
-01 THRU -50  
"XX" = No. OF POS. X .07874 [2.00]

LEAD STYLE  
(SEE TABLE 1)  
(SEE \*NOTE)

PLATING  
-G: GOLD (USE T-1S13-XX-G-2)  
-T: TIN (USE T-1S13-XX-T-2)  
-S: SELECTIVE GOLD (USE T-1S13-XX-S-2)  
-L: LIGHT SELECTIVE GOLD (USE T-1S13-XX-L-2)  
-TL: TIN/LEAD (USE T-1S13-XX-TL-2)  
-F: FLASH GOLD (USE T-1S13-XX-F-2)  
-H: HEAVY GOLD (USE T-1S13-XX-H-2)  
-STL: SELECTIVE GOLD;TIN/LEAD TAIL (-08 & -12 LEADSTYLE ONLY)  
(USE T-1S13-XX-STL-2)  
-TM: MATTE TIN (USE T-1S13-XX-T-2)  
-LM: LIGHT SELECTIVE GOLD/ MATTE TIN TAIL (USE T-1S13-XX-L-2)  
-FM: FLASH GOLD/MATTE TIN TAIL (USE T-1S13-XX-F-2)  
-SM: SELECTIVE GOLD/MATTE TIN TAIL (USE T-1S13-XX-S-2)

OPTION  
\*\* -MW: METAL WASHER  
(NOT AVAILABLE IN -12 LEAD STYLE)  
(NOT AVAILABLE FOR -S VERSION)  
(SEE FIG. 2, SHT. 3)  
(.090 [2.29] MIN TAIL)  
(.300 [7.62] MAX TAIL ONLY FOR  
-T & -TL OPTIONS.)  
(ALL -MW OPTIONS ARE TO BE TUBED)

POLARIZATION OPTION  
SPECIFY POS. TO BE REMOVED  
(SEE FIGURE 1)

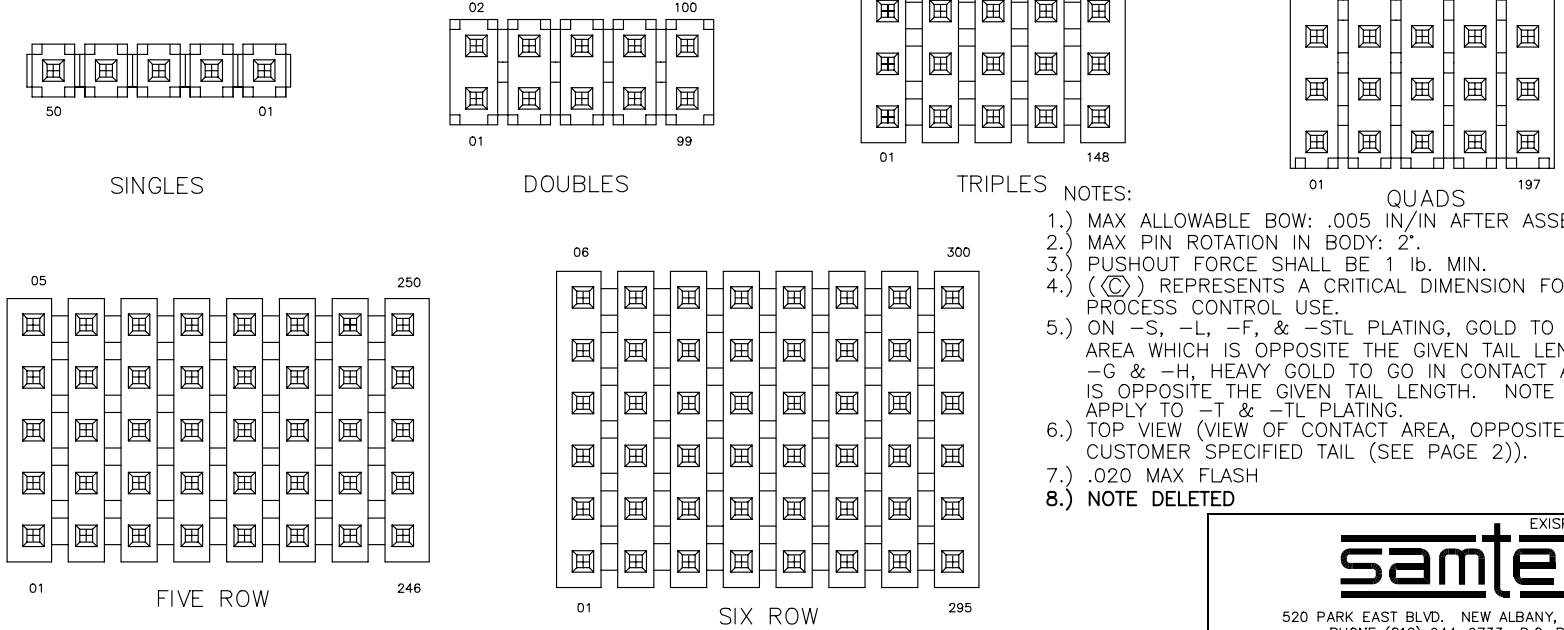
TAIL LENGTH  
(SEE FIGURE 1)

SPACE OPTION  
-S,-D,-Q: (.120 MIN.)  
-T,-5,-6: (.160 MIN.)  
MAX = 'L' - .050

ROW OPTION  
-S: SINGLE (USE BODY TMM-50-S)  
-D: DOUBLE (USE BODY TMM-50-D: .120-.160 BOARD SPACE)  
(ABOVE .160 USE BODY TMMC-50-D)  
-T: TRIPLE ( USE BODY TMMH-50-T)  
-Q: QUAD (USE BODY TMM-50-Q)  
-5: FIVE ROW (USE BODY TMMH-50-5)  
-6: SIX ROW (USE BODY TMMH-50-6)

FIG. 1  
SCALE: .75x  
(SEE NOTE 6)

**\*\* - MW OPTION, DO NOT DESIGN IN. SAMTEC WILL ONLY SUPPORT EXISTING BUSINESS 2/07/02.**



- NOTES:
- 1.) MAX ALLOWABLE BOW: .005 IN/IN AFTER ASSEMBLY.
  - 2.) MAX PIN ROTATION IN BODY: 2°.
  - 3.) PUSHOUT FORCE SHALL BE 1 lb. MIN.
  - 4.) (Ⓢ) REPRESENTS A CRITICAL DIMENSION FOR STATISTICAL PROCESS CONTROL USE.
  - 5.) ON -S, -L, -F, & -STL PLATING, GOLD TO GO IN CONTACT AREA WHICH IS OPPOSITE THE GIVEN TAIL LENGTH. FOR -G & -H, HEAVY GOLD TO GO IN CONTACT AREA WHICH IS OPPOSITE THE GIVEN TAIL LENGTH. NOTE DOES NOT APPLY TO -T & -TL PLATING.
  - 6.) TOP VIEW (VIEW OF CONTACT AREA, OPPOSITE VIEW OF CUSTOMER SPECIFIED TAIL (SEE PAGE 2)).
  - 7.) .020 MAX FLASH
  - 8.) NOTE DELETED

**PROPRIETARY NOTE**  
THIS DOCUMENT CONTAINS INFORMATION CONFIDENTIAL AND PROPRIETARY TO SAMTEC INC. AND SHALL NOT BE REPRODUCED OR TRANSFERRED TO OTHER DOCUMENTS OR DISCLOSED TO OTHERS OR USED FOR ANY PURPOSE OTHER THAN THAT FOR WHICH IT WAS OBTAINED WITHOUT THE EXPRESSED WRITTEN CONSENT OF SAMTEC INC.

EXISPROD\ASSEMBLY\2MM  
TW-ASM

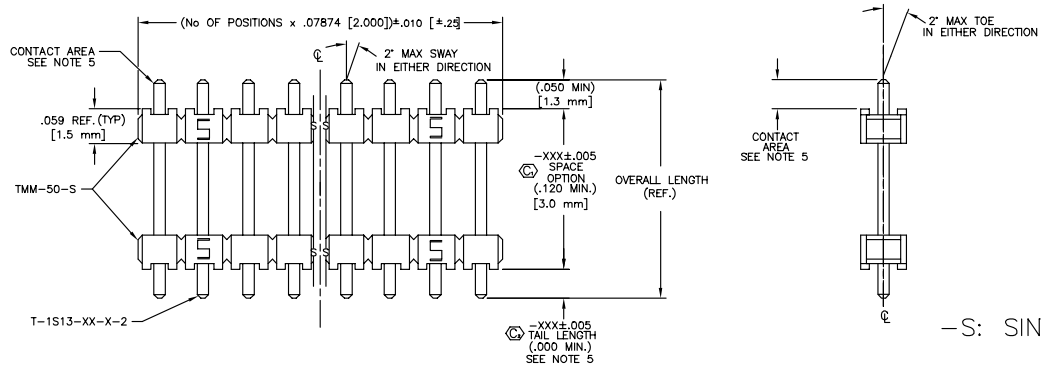
**samtec**

520 PARK EAST BLVD. NEW ALBANY, INDIANA 47150  
PHONE (812) 944-6733 P.O. BOX 1147  
CODE 55322

MADE BY: MATT CARTER 6-19-98

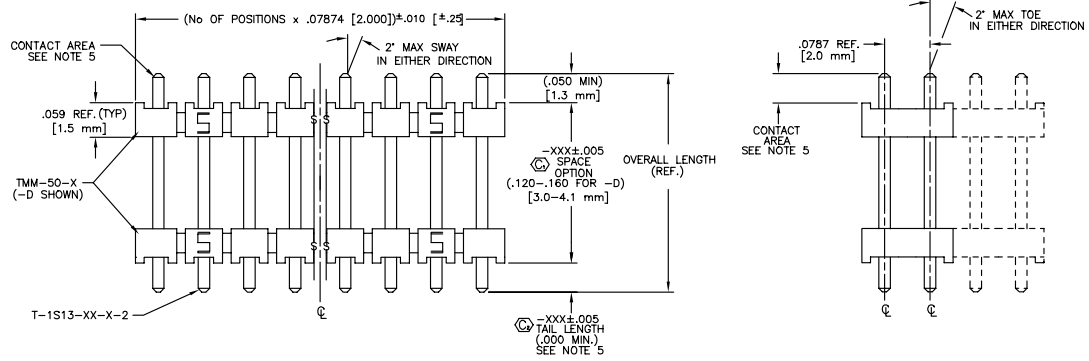
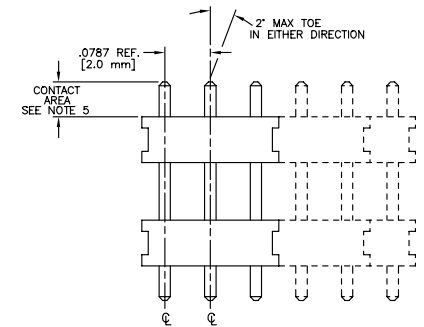
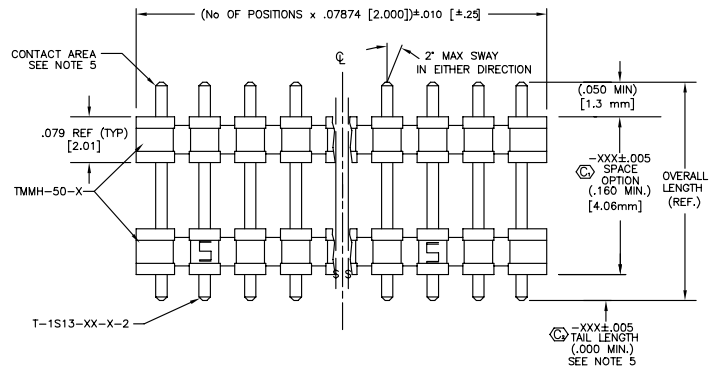
TW-XX-XX-X-X-XXX-XXX-XXX-XX  
SHEET 1 OF 3

FIG. 1

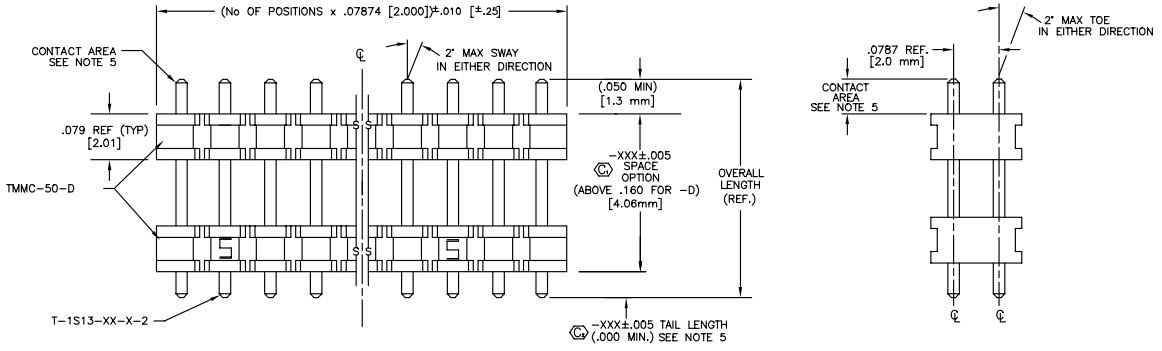


-S: SINGLES

-T: TRIPLE  
-5: FIVE ROW  
-6: SIX ROW



-D: DOUBLE  
-Q: QUAD



**PROPRIETARY NOTE**  
THIS DOCUMENT CONTAINS INFORMATION CONFIDENTIAL AND PROPRIETARY TO SAMTEC INC. AND SHALL NOT BE REPRODUCED OR TRANSMITTED IN ANY FORM OR BY ANY MEANS, ELECTRONIC OR MECHANICAL, INCLUDING PHOTOCOPYING, RECORDING, OR BY ANY INFORMATION STORAGE AND RETRIEVAL SYSTEM, WITHOUT THE WRITTEN CONSENT OF SAMTEC INC.