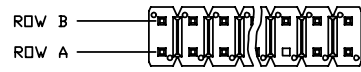


PRODUCT NUMBER
SEE TABLE

NOTES:

- 1. FOR PRODUCT GEOMETRY AND GENERAL INFORMATION SEE DRAWING 93197.
- 2. PACKAGED IN POLYBAGS, EXCEPT PART NUMBERS WITH A "T" SUFFIX ARE PACKED IN TUBES.
- 3. ADD "HLF" SUFFIX AT THE END OF PART NUMBER FOR LEAD FREE OPTION.
- 4. THESE PRODUCTS MEET EUROPEAN UNION DIRECTIVES AND OTHER COUNTRY REGULATION AS DESCRIBED IN GS-22-008.
- 5. PART NUMBERS WITH "H" SUFFIX WILL WITHSTAND EXPOSURE TO 260°C PEAK TEMPERATURE FOR 20 SECONDS IN WAVE SOLDER, INFRA-RED OR VAPOR PHASE SOLDER PROCESS.

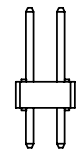
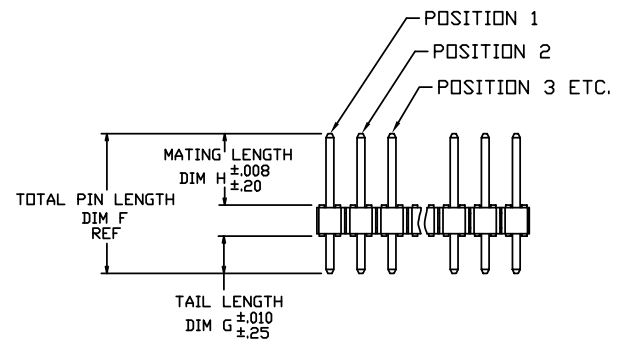


BODY MATERIAL:

BERGSTIK: MANUFACTURER'S OPTION OF NYLON, PCT GLASS FIBER REINFORCED, FLAME RETARDENT PER UL-94V-0. COLOR : BLACK OR MINERAL FILLED LCP, FLAME RETARDENT PER UL-94V-0. COLOR BLACK.

PART NUMBERS WITHOUT "H" SUFFIX WILL WITHSTAND EXPOSURE TO 260°C PEAK TEMPERATURE FOR WAVE SOLDER PROCESS.

- 6. PLATING OPTIONS: PERFORMANCE PLATING WILL BE EITHER GOLD OR GXT ON POST OR TAIL, OPTIONALLY (78~295u"/2~7.5u) TIN ON TAIL.
- 7. "THIS PRODUCT HAS 100% TIN PLATING IN THE INTERFACE AND HAS NOT BEEN TESTED FOR WHISKER GROWTH IN ALL INTERCONNECT ENVIRONMENTS."



Copyright FCI.

www.fciconnect.com			surface 6.4 ISO 1302	tolerance std ISO 406 ISO 1101	projection ISO 1101	INCH/MM ↔
TOLERANCES UNLESS OTHERWISE SPECIFIED			ANGULAR	LINEAR	size A4	Scale 1.000
Dr	T.BREWBAKER	12/14/94	0.X	±0.3	ECN	N11-0118
Eng	T.HANNA	12/14/94	0.XX	±0.15	Spec ref	
Chr	T.HANNA	12/14/94	0°	±2°		
Appr	T.HANNA	12/14/94	Product family BERGSTIK			
FCI			title BERGSTIK® II HDR. D/R .100/2.54cc POLARIZED		dwg no 68449	Rev. DP
			catalog no		CUSTOMER	sheet 1 of 12

rev	ecn no	dr	date
DH	V21909	MRA	06/20/03
DJ	V04-0163	HTB	02/16/04
DK	M05-0175	ERE	07/28/05
DL	M06-0268	MHT	7/17/06
DM	M06-0435	MHT	10/31/06
DN	M08-0291	MHT	10/06/08
DP	N11-0118	J.Z	2011-04-13

1

2

3

4

PRODUCT NUMBER	TOT. PIN LGTH		TAIL LENGTH		MATING LENGTH		PIN PLATING CODE	POLARIZED POSITION	LEAD FREE OPTION	
	DIM F	DIM F	DIM G	DIM G	DIM H	DIM H				
SIZE	ENGLISH	METRIC	ENGLISH	METRIC	ENGLISH	METRIC				
68449-001	2x17	0.533	13.54	0.115	2.92	0.318	8.08	2	A-6	NOTE 3, 4
68449-002	2x17	0.548	13.92	0.130	3.30	0.318	8.08	2	A-4	
68449-003	2x13	0.548	13.92	0.130	3.30	0.318	8.08	2	A-2	
68449-004	2x17	0.548	13.92	0.130	3.30	0.318	8.08	2	A-12	
68449-005	2x13	0.548	13.92	0.130	3.30	0.318	8.08	2	A-7	
68449-006	2x10	0.548	13.92	0.130	3.30	0.318	8.08	2	A-9	
68449-007	2x19	0.548	13.92	0.130	3.30	0.318	8.08	2	A-13	
68449-008	2x25	0.548	13.92	0.130	3.30	0.318	8.08	2	A-6.10.19 B-22	
68449-009	2x7	0.548	13.92	0.130	3.30	0.318	8.08	2	A-6	
68449-010	2x17	0.533	13.54	0.115	2.92	0.318	8.08	2	A-1	
68449-011	2x13	0.548	13.92	0.130	3.30	0.318	8.08	2	A-13	
68449-012	2x8	0.533	13.54	0.115	2.92	0.318	8.08	2	A-5	
68449-013	2x10	0.533	13.54	0.115	2.92	0.318	8.08	2	A-6	
68449-014	2x10	0.533	13.54	0.115	2.92	0.318	8.08	2	A-7	
68449-015	2x10	0.533	13.54	0.115	2.92	0.318	8.08	2	A-8	
68449-016	2x10	0.533	13.54	0.115	2.92	0.318	8.08	2	A-9	
68449-017	2x10	0.533	13.54	0.115	2.92	0.318	8.08	2	A-10	
68449-018	2x10	0.533	13.54	0.115	2.92	0.318	8.08	2	A-4	
68449-019	2x13	0.533	13.54	0.115	2.92	0.318	8.08	2	A-1	
68449-020	2x6	0.533	13.54	0.115	2.92	0.318	8.08	2	A-6	
68449-021	2x12	0.533	13.54	0.115	2.92	0.318	8.08	2	A-1	
68449-022	2x20	0.533	13.54	0.115	2.92	0.318	8.08	2	A-1	
68449-023	2x25	0.533	13.54	0.115	2.92	0.318	8.08	2	A-1.3.5.10.14.18.22	
68449-024	2x20	0.650	16.51	0.120	3.05	0.430	10.92	2	A-17	
68449-025	2x20	0.533	13.54	0.115	2.92	0.318	8.08	2	A-7	
68449-026	2x10	0.533	13.54	0.115	2.92	0.318	8.08	2	A-5	
68449-027	2x8	0.533	13.54	0.115	2.92	0.318	8.08	2	A-3	



Copyright FCI.

www.fciconnect.com			surface ISO 1302 <input checked="" type="checkbox"/>	tolerance std ISO 406 ISO 1101	projection 	INCH/MM ←→	
			TOLERANCES UNLESS OTHERWISE SPECIFIED				
Dr	T.BREWBAKER	12/14/94	ANGULAR	LINEAR	0.X	±0.3	size A4
Eng	T.HANNA	12/14/94			0.XX	±0.15	
Chr	T.HANNA	12/14/94	0°	±2°	0.XXX	±0.05	ECN N11-0118
Appr	T.HANNA	12/14/94	Product family		BERGSTIK	Spec ref	
			title		BERGSTIK® II HDR. D/R .100/2.54cc POLARIZED		dwg no 68449
			catalog no		CUSTOMER		Rev. DP
					sheet 2 of 12		

REV F - 2006-04-17

1

2

PDM: Rev:DP

STATUS Released 4 Printed: Apr 20, 2011

PRODUCT NUMBER	SIZE	TOT. PIN LGTH		TAIL LENGTH		MATING LENGTH		PIN PLATING CODE	POLARIZED POSITION	LEAD FREE OPTION
		DIM F ENGLISH	DIM F METRIC	DIM G ENGLISH	DIM G METRIC	DIM H ENGLISH	DIM H METRIC			
68449-028	2x15	0.525	13.34	0.107	2.72	0.318	8.08	1	A-11	NOTE 3, 4
68449-029	2x10	0.533	13.54	0.115	2.92	0.318	8.08	2	A-2	
68449-030	2x26	0.548	13.92	0.130	3.30	0.318	8.08	2	A-4.14.16.24.26 B-2.5.21	
68449-031	2x20	0.533	13.54	0.115	2.92	0.318	8.08	2	A-6	
68449-032	2x20	0.533	13.54	0.115	2.92	0.318	8.08	2	A-11 B-1	
68449-033	2x5	0.548	13.92	0.130	3.30	0.318	8.08	2	A-2	
68449-034	2x6	0.538	13.67	0.120	3.05	0.318	8.08	2	A-3	
68449-035	2x20	0.525	13.34	0.107	2.72	0.318	8.08	1	A-12	
68449-036	2x7	0.525	13.34	0.107	2.72	0.318	8.08	1	A-7	
68449-037	2x10	0.450	11.43	0.120	3.05	0.230	5.84	3	A-2	
68449-038	2x17	0.430	10.92	0.100	2.54	0.230	5.84	2	A-8	
68449-039	2x10	0.430	10.92	0.100	2.54	0.230	5.84	2	A-7	
68449-040	2x17	0.430	10.92	0.100	2.54	0.230	5.84	2	A-3	
68449-041	2x8	0.450	11.43	0.120	3.05	0.230	5.84	1	A-8	
68449-042	2x10	0.525	13.34	0.107	2.72	0.318	8.08	1	A-7	
68449-043	2x16	0.938	23.83	0.520	13.21	0.318	8.08	1	A-2.9 B-6.13.15	
68449-044	2x3	0.450	11.43	0.120	3.05	0.230	5.84	1	A-2 B-2	
68449-045	2x3	0.825	20.96	0.115	2.92	0.610	15.49	1	A-1.3 B-1.3	
68449-046	2x15	0.425	10.80	0.095	2.41	0.230	5.84	1	A-1	
68449-047	2x6	0.450	11.43	0.120	3.05	0.230	5.84	1	A-2	
68449-048	2x15	0.425	10.80	0.095	2.41	0.230	5.84	1	A-2.6.10.14 B-2.6.10.14	
68449-049	2x12	0.425	10.80	0.095	2.41	0.230	5.84	3	A-2	
68449-050	2x16	0.425	10.80	0.095	2.41	0.230	5.84	3	A-2	
68449-051	2x16	0.425	10.80	0.095	2.41	0.230	5.84	3	A-2 B-2	
68449-052	2x18	0.425	10.80	0.095	2.41	0.230	5.84	3	A-17	
68449-053	2x2	0.425	10.80	0.095	2.41	0.230	5.84	3	A-2	
68449-054	2x9	0.425	10.80	0.095	2.41	0.230	5.84	3	A-2	

A

B

C

D

A

B

C

D



Copyright FCI.

www.fciconnect.com		surface ISO 1302 <input checked="" type="checkbox"/>	tolerance std ISO 406 ISO 1101	projection	INCH/MM
		TOLERANCES UNLESS OTHERWISE SPECIFIED			← INCH/MM →
Dr	T.BREWBAKER	12/14/94	ANGULAR	0.X ±0.3	size A4
Eng	T.HANNA	12/14/94	LINEAR	0.XX ±0.15	Scale 1.000
Chr	T.HANNA	12/14/94	0° ±2°	0.XXX ±0.05	ECN N11-0118
Appr	T.HANNA	12/14/94	Product family	BERGSTIK	Spec ref
		title BERGSTIK® II HDR. D/R .100/2.54cc POLARIZED		dwg no 68449	Rev. DP
		catalog no	CUSTOMER		sheet 3 of 12

PRODUCT NUMBER	TOT. PIN LGTH		TAIL LENGTH		MATING LENGTH		PIN PLATING CODE	POLARIZED POSITION	LEAD FREE WIRE CODE	LEAD FREE OPTION	
	DIM F	DIM F	DIM G	DIM G	DIM H	DIM H					
	ENGLISH	METRIC	ENGLISH	METRIC	ENGLISH	METRIC					
68449-055	2x4	0.425	10.80	0.095	2.41	0.230	5.84	3	A-2	3	NOTE 3, 4
68449-056	2x13	0.533	13.54	0.115	2.92	0.318	8.08	2	A-13	2	
68449-057	2x20	0.533	13.54	0.115	2.92	0.318	8.08	2	A-15	2	
68449-058	2x20	0.533	13.54	0.115	2.92	0.318	8.08	2	A-20	2	
68449-059	2x13	0.533	13.54	0.115	2.92	0.318	8.08	2	A-11	2	
68449-060	2x17	0.533	13.54	0.115	2.92	0.318	8.08	2	A-5	2	
68449-061	2x6	0.533	13.54	0.115	2.92	0.318	8.08	2	A-3	2	
68449-062	2x8	0.533	13.54	0.115	2.92	0.318	8.08	2	A-6	2	
68449-063	2x8	0.533	13.54	0.115	2.92	0.318	8.08	2	A-1	2	
68449-064	2x16	0.533	13.54	0.115	2.92	0.318	8.08	2	A-1	2	
68449-065	2x13	0.533	13.54	0.115	2.92	0.318	8.08	2	A-2	2	
68449-066	2x17	0.533	13.54	0.115	2.92	0.318	8.08	2	A-11	2	
68449-067	2x3	0.450	11.43	0.120	3.05	0.230	5.84	1	A-1	1	
68449-068	2x25	0.533	13.54	0.115	2.92	0.318	8.08	2	A-1	2	
68449-069	2x17	0.533	13.54	0.115	2.92	0.318	8.08	2	A-12	2	
68449-070	2x7	0.533	13.54	0.115	2.92	0.318	8.08	2	A-3	2	
68449-071	2x7	0.533	13.54	0.115	2.92	0.318	8.08	2	A-6	2	
68449-072	2x2	0.450	11.43	0.120	3.05	0.230	5.84	1	A-2	1	
68449-073	2x25	0.533	13.54	0.115	2.92	0.318	8.08	2	A-6.10.19 B-22	2	
68449-074	2x13	0.533	13.54	0.115	2.92	0.318	8.08	2	A-9	2	
68449-075	2x8	0.548	13.92	0.130	3.30	0.318	8.08	2	A-3	2	
68449-076	2x6	0.525	13.34	0.107	2.72	0.318	8.08	2	A-1.A-6 B-1.B-6	2	
68449-077	2x10	0.425	10.80	0.095	2.41	0.230	5.84	4	A-9 B-5.B-8	4LF	
68449-078	2x6	0.450	11.43	0.120	3.05	0.230	5.84	2	A-4	2	
68449-079	2x8	0.450	11.43	0.120	3.05	0.230	5.84	1	A-5	1	
68449-080	2x5	0.450	11.43	0.120	3.05	0.230	5.84	4	A-4	4LF	
68449-081	2x5	0.450	11.43	0.120	3.05	0.230	5.84	4	A-2	4LF	

A

B

C

D

A

B

C

D



Copyright FCI.

www.fciconnect.com			surface ISO 1302 <input checked="" type="checkbox"/>	tolerance std ISO 406 ISO 1101	projection	INCH/MM
			TOLERANCES UNLESS OTHERWISE SPECIFIED			
Dr	T.BREWBAKER	12/14/94	ANGULAR	LINEAR	0.X	±0.3
Eng	T.HANNA	12/14/94			size A4	Scale 1.000
Chr	T.HANNA	12/14/94			0° ±2°	0.XXX
Appr	T.HANNA	12/14/94	Product family BERGSTIK		ECN N11-0118	
			title BERGSTIK® II HDR. D/R .100/2.54cc POLARIZED		Spec ref	
			catalog no		dwg no 68449	
			CUSTOMER		sheet 4 of 12	

1

2

3

4

PRODUCT NUMBER	TOT. PIN LGTH		TAIL LENGTH		MATING LENGTH		PIN PLATING	POLARIZED POSITION	LEAD FREE WIRE CODE	LEAD FREE OPTION	
	DIM F	DIM F	DIM G	DIM G	DIM H	DIM H					
SIZE	ENGLISH	METRIC	ENGLISH	METRIC	ENGLISH	METRIC	CODE				
68449-082	2x13	0.450	11.43	0.120	3.05	0.230	5.84	2	A-13	2	NOTE 3, 4
68449-083	2x14	0.450	11.43	0.120	3.05	0.230	5.84	4	A-14	4LF	
68449-084	2x8	0.538	13.67	0.120	3.05	0.318	8.08	4	A-1	4LF	
68449-085	2x30	0.450	11.43	0.120	3.05	0.230	5.84	2	A2.3.4.6.12.13.15.22.26.28 B2.5 THRU 16.19.22.23.24.26.27.29	2	
68449-086	2x8	0.538	13.67	0.120	3.05	0.318	8.08	2	A-3	2	
68449-087	2x15	0.425	10.80	0.095	2.41	0.230	5.84	1	A-2.6.10.14 B-2.6.10.14	1	
68449-088	2x13	0.548	13.92	0.130	3.30	0.318	8.08	2	A-13	2	
68449-089	2x10	0.425	10.80	0.095	2.41	0.230	5.84	3	A-2	3	
68449-090	2x10	0.430	10.92	0.100	2.54	0.230	5.84	2	A-3	2	
68449-091	2x8	0.625	15.88	0.095	2.41	0.430	10.92	1	A-7	1	
68449-092	2x12	0.625	15.88	0.095	2.41	0.430	10.92	1	A-11	1	
68449-093	2x20	0.425	10.80	0.095	2.41	0.230	5.84	2	A-11	2	
68449-094	2x25	0.425	10.80	0.095	2.41	0.230	5.84	2	A-8	2	
68449-095	2x25	0.425	10.80	0.095	2.41	0.230	5.84	2	A-10	2	
68449-096	2x10	0.425	10.80	0.095	2.41	0.230	5.84	2	A-3	2	
68449-097	2x15	0.425	10.80	0.095	2.41	0.230	5.84	1	A-2.3.8 B-2.3	1	
68449-098	2x20	0.425	10.80	0.095	2.41	0.230	5.84	1	A-11	1	
68449-099	2x17	0.548	13.92	0.130	3.30	0.318	8.08	2	A-6	2	
68449-100	2x10	0.480	12.19	0.095	2.41	0.285	7.24	2	A-7	2	
68449-101	2x10	0.450	11.43	0.120	3.05	0.230	5.84	2	A-3	2	
68449-102	2x10	0.450	11.43	0.120	3.05	0.230	5.84	2	A-7	2	
68449-103	2x17	0.450	11.43	0.120	3.05	0.230	5.84	2	A-3	2	
68449-104	2x17	0.450	11.43	0.120	3.05	0.230	5.84	2	A-8	2	
68449-105	2x20	0.450	11.43	0.120	3.05	0.230	5.84	2	A-11	2	
68449-106	2x25	0.450	11.43	0.120	3.05	0.230	5.84	2	A-8	2	
68449-107	2x25	0.450	11.43	0.120	3.05	0.230	5.84	2	A-10	2	
68449-108	2x25	0.450	11.43	0.120	3.05	0.230	5.84	2	A-15	2	NOTE 3, 4



Copyright FCI.

D

www.fciconnect.com		surface ISO 1302	<input checked="" type="checkbox"/>	tolerance std ISO 406 ISO 1101	projection 	INCH/MM ←→
		TOLERANCES UNLESS OTHERWISE SPECIFIED				
Dr	T.BREWBAKER	12/14/94	ANGULAR	LINEAR	0.X ±0.3	size A4 Scale 1.000
Eng	T.HANNA	12/14/94			0.XX ±0.15	
Chr	T.HANNA	12/14/94	0° ±2°		0.XXX ±0.05	ECN N11-0118
Appr	T.HANNA	12/14/94	Product family BERGSTIK		Spec ref	
	title	BERGSTIK® II HDR. D/R .100/2.54cc POLARIZED			dwg no	68449
	catalog no	CUSTOMER			Rev.	DP
					sheet 5 of 12	

REV F - 2006-04-17

1

2

PDM: Rev:DP

STATUS Released 4 Printed: Apr 20, 2011

1

2

3

4

PRODUCT NUMBER	TOT. PIN LGTH		TAIL LENGTH		MATING LENGTH		PIN PLATING	POLARIZED POSITION	LEAD FREE WIRE CODE	LEAD FREE OPTION	
	DIM F	DIM F	DIM G	DIM G	DIM H	DIM H					
SIZE	ENGLISH	METRIC	ENGLISH	METRIC	ENGLISH	METRIC	CODE				
68449-109	2x25	0.450	11.43	0.120	3.05	0.230	5.84	2	A-22 B-17	2	NOTE 3, 4
68449-110	2x12	0.425	10.80	0.095	2.41	0.230	5.84	1	A-4	1	
68449-111	2x12	0.425	10.80	0.095	2.41	0.230	5.84	1	A-9	1	
68449-112	2x15	0.450	11.43	0.120	3.05	0.230	5.84	1	A-3	1	
68449-113	2x15	0.525	13.34	0.107	2.72	0.318	8.08	1	A-5	1	
68449-114	2x20	0.450	11.43	0.120	3.05	0.230	5.84	2	A-1	2	
68449-115	2x5	0.525	13.34	0.107	2.72	0.318	8.08	1	A-5	1	
68449-116	2x10	0.450	11.43	0.120	3.05	0.230	5.84	1	A-7	1	
68449-117	2x3	0.425	10.80	0.095	2.41	0.230	5.84	1	A-2	1	
68449-118	NOT AVAILABLE										
68449-119	NOT AVAILABLE										
68449-120	2x10	0.615	15.62	0.285	7.24	0.230	5.84	2	A-3	2	NOTE 3, 4
68449-121	2x20	0.450	11.43	0.120	3.05	0.230	5.84	3	A-9 B-10	3	
68449-122	2x17	0.450	11.43	0.120	3.05	0.230	5.84	2	A-8	2	
68449-123	2x17	0.450	11.43	0.120	3.05	0.230	5.84	2	A-3	2	
68449-124	2x17	0.450	11.43	0.120	3.05	0.230	5.84	2	A-4	2	
68449-125	2x10	0.450	11.43	0.120	3.05	0.230	5.84	2	A-7	2	
68449-126	2x6	0.450	11.43	0.120	3.05	0.230	5.84	1	A-4	1	
68449-127	2x17	0.505	12.83	0.120	3.05	0.285	7.24	4	A-8.9.10.14 B-8.9.10.14	4LF	
68449-128	2x12	0.425	10.80	0.095	2.41	0.230	5.84	3	A-6	3	
68449-129	2x36	0.730	18.54	0.200	5.08	0.430	10.92	3	A-4.8.16.20.24.28.32.36 B-4.8.16.20.24.28.32.36	3	
68449-130	2x36	0.730	18.54	0.200	5.08	0.430	10.92	3	A-3.6.9.12.15.18.21.24.27.30.33.36 B-3.6.9.12.15.18.21.24.27.30.33.36	3	
68449-131	2x36	0.730	18.54	0.200	5.08	0.430	10.92	3	A-4.9 THRU 26.30 B-4.9 THRU 26.30	3	
68449-132	2x36	0.730	18.54	0.200	5.08	0.430	10.92	3	A-6.12.18.24.30.36 B-6.12.18.24.30.36	3	
68449-133	2x36	0.730	18.54	0.200	5.08	0.430	10.92	3	A-3.4.7.14.20.25.34 B-3.4.7.14.20.25.34	3	
68449-134	2x15	0.425	10.80	0.095	2.41	0.230	5.84	1	A-3.8 B-3	1	
68449-135	2x6	0.425	10.80	0.095	2.41	0.230	5.84	2	A-1	2	

A

B

C

A

B

C



Copyright FCI.

D

D

www.fciconnect.com		surface ISO 1302 <input checked="" type="checkbox"/>	tolerance std ISO 406 ISO 1101	projection	INCH/MM
		TOLERANCES UNLESS OTHERWISE SPECIFIED			
Dr	T.BREWBAKER	12/14/94	ANGULAR	0.X ±0.3	size A4
Eng	T.HANNA	12/14/94	LINEAR	0.XX ±0.15	Scale 1.000
Chr	T.HANNA	12/14/94	0° ±2°	0.XXX ±0.05	ECN N11-0118
Appr	T.HANNA	12/14/94	Product family	BERGSTIK	Spec ref
	title	BERGSTIK® II HDR. D/R .100/2.54cc POLARIZED		dwg no	68449
	catalog no			CUSTOMER	sheet 6 of 12

1

2

PRODUCT NUMBER	TOT. PIN LGTH		TAIL LENGTH		MATING LENGTH		PIN PLATING	POLARIZED POSITION	LEAD FREE OPTION	
	DIM F	DIM G	DIM F	DIM G	DIM H	DIM H				
SIZE	ENGLISH	METRIC	ENGLISH	METRIC	ENGLISH	METRIC	CODE			
68449-136	2x15	0.425	10.80	0.095	2.41	0.230	5.84	2	A-13	NOTE 3, 4
68449-137	2x4	0.825	20.96	0.225	5.72	0.500	12.70	3	A-2.4 B-1.3	
68449-138	2x18	0.825	20.96	0.225	5.72	0.500	12.70	3	A-2.4.6.8.9.10.11.12.14.15.16.18 B-1.3.5.7.9.10.11.12.13.15.16.17	
68449-139	2x12	0.825	20.96	0.225	5.72	0.500	12.70	3	A-2.4.6.8.10.12 B-1.3.5.7.9.11	
68449-140	2x8	0.825	20.96	0.225	5.72	0.500	12.70	3	A-2.4.6.8 B-1.3.5.7	
68449-141	2x10	0.825	20.96	0.225	5.72	0.500	12.70	3	A-2.4.6.8.10 B-1.3.5.7.9	
68449-142	2x24	0.825	20.96	0.225	5.72	0.500	12.70	3	A-2.4.6.8.10.12.13.14.15.16.18.20.22.24 B-1.3.5.7.9.11.13.14.15.16.17.19.21.23	
68449-143	2x14	0.825	20.96	0.225	5.72	0.500	12.70	3	A-2.4.5.6.8.10.12.14 B-1.3.5.6.7.9.11.13	
68449-144	2x14	0.825	20.96	0.225	5.72	0.500	12.70	3	A-2.4.6.8.10.12.14 B-1.3.5.7.9.11.13	
68449-145	2x36	0.825	20.96	0.225	5.72	0.500	12.70	3	A-2 THRU 36 EVEN NO'S B-1 THRU 35 ODD NO'S	
68449-146	2x16	0.825	20.96	0.225	5.72	0.500	12.70	3	A-2.4.6.8.10.12.14.16 B-1.3.5.7.9.11.13.15	
68449-147	2x36	0.825	20.96	0.225	5.72	0.500	12.70	3	A-2.4 THRU 12.14.16.18.20.22.24.26.28.30.32.34.36 B-1.3.5 THRU 13.15.17.19.21.23.25.27.29.31.33.35.36	
68449-148	2x6	0.825	20.96	0.225	5.72	0.500	12.70	3	A-2.4.6 B-1.3.5	
68449-149	2x20	0.825	20.96	0.225	5.72	0.500	12.70	3	A-2.4.6.8.9.10.11.12.14.16.18.20 B-1.3.5.7.9.10.11.12.13.15.17.19	
68449-150	2x36	0.825	20.96	0.225	5.72	0.500	12.70	3	A-2.4.6.8.9.10.12.14.16.18.20.22.24.26.27.28.30.32.34.36 B-1.3.5.7.9.10.11.13.15.17.19.21.23.25.27.28.29.31.33.35	
68449-151	2x36	0.825	20.96	0.225	5.72	0.500	12.70	3	A-2.4.6.8.10.12.14.16.18.19.20.21.22.23.24.26.28.30.31.32.34.36 B-1.3.5.7.9.11.13.15.17.19.20.21.22.23.24.25.27.29.31.32.33.35	
68449-152	2x18	0.825	20.96	0.225	5.72	0.500	12.70	3	A-2 THRU 18 EVEN NO'S B-1 THRU 17 ODD NO'S	
68449-153	2x22	0.825	20.96	0.225	5.72	0.500	12.70	3	A-2 THRU 22 EVEN NO'S B-1 THRU 21 ODD NO'S	
68449-154	2x20	0.825	20.96	0.225	5.72	0.500	12.70	3	A-2 THRU 20 EVEN NO'S B-1 THRU 19 ODD NO'S	
68449-155	2x36	0.825	20.96	0.225	5.72	0.500	12.70	3	A-2.4.6.8.10.12.14.16.18.19.20.21.22.23.24.25.26.28.30.32.34.36 B-1.3.5.7.9.11.13.15.17.19.20.21.22.23.24.25.26.27.29.31.33.35	
68449-156	2x16	0.825	20.96	0.225	5.72	0.500	12.70	3	A-2.4.5.6.8.10.11.12.14.16 B-1.3.5.6.7.9.11.12.13.15	
68449-157	2x28	0.825	20.96	0.225	5.72	0.500	12.70	3	A-2 THRU 28 EVEN NO'S B-1 THRU 27 ODD NO'S	
68449-158	2x5	0.450	11.43	0.120	3.05	0.230	5.84	2	A-1	
68449-159	2x13	0.450	11.43	0.120	3.05	0.230	5.84	2	A-1	
68449-160	2x17	0.450	11.43	0.120	3.05	0.230	5.84	2	A-3	
68449-161	2x9	0.548	13.92	0.120	3.05	0.328	8.33	1	A-7	
68449-162	2x7	0.450	11.43	0.120	3.05	0.230	5.84	2	A-1	



Copyright FCI.

www.fciconnect.com		surface ISO 1302 <input checked="" type="checkbox"/>	tolerance std ISO 406 ISO 1101	projection	INCH/MM
		TOLERANCES UNLESS OTHERWISE SPECIFIED			← INCH/MM →
Dr	T.BREWBAKER	12/14/94	ANGULAR	0.X ±0.3	size A4
Eng	T.HANNA	12/14/94	LINEAR	0.XX ±0.15	Scale 1.000
Chr	T.HANNA	12/14/94	0° ±2°	0.XXX ±0.05	ECN N11-0118
Appr	T.HANNA	12/14/94	Product family	BERGSTIK	Spec ref
	title	BERGSTIK® II HDR. D/R .100/2.54cc POLARIZED		dwg no	68449
	catalog no			CUSTOMER	sheet 7 of 12

1

2

3

4

PRODUCT NUMBER	TOT. PIN LGTH		TAIL LENGTH		MATING LENGTH		PIN PLATING	POLARIZED POSITION	LEAD FREE WIRE CODE	LEAD FREE OPTION	
	DIM F	DIM F	DIM G	DIM G	DIM H	DIM H					
SIZE	ENGLISH	METRIC	ENGLISH	METRIC	ENGLISH	METRIC	CODE				
68449-163	2x7	0.638	16.21	0.220	5.59	0.318	8.08	2	A-2	2	NOTE 3, 4
68449-164	2x13	0.638	16.21	0.220	5.59	0.318	8.08	2	A-2	2	
68449-165	2x17	0.638	16.21	0.220	5.59	0.318	8.08	2	A-2	2	
68449-166	2x8	0.540	13.72	0.120	3.05	0.320	8.13	2	B-2	2	
68449-167	2x13	0.450	11.43	0.120	3.05	0.230	5.84	2	A-5	2	
68449-168	2x13	0.538	13.67	0.120	3.05	0.318	8.08	2	B-2	2	
68449-169	2x4	0.425	10.80	0.095	2.41	0.230	5.84	4	A-2.B-2	4LF	
68449-170	2x17	0.425	10.80	0.095	2.41	0.230	5.84	4	A-5.A-10	4LF	
68449-171	2x6	0.638	16.21	0.220	5.59	0.318	8.08	1	B-1.B-3.B-5	1	
68449-172	2x4	0.588	14.94	0.170	4.32	0.318	8.08	1	B-1.B-3	1	
68449-173	2x2	0.588	14.94	0.170	4.32	0.318	8.08	1	B-1	1	
68449-174	2x3	0.450	11.43	0.120	3.05	0.230	5.84	2	B-1	2	
68449-175	2x6	0.588	14.94	0.170	4.32	0.318	8.08	1	B-1.B-5	1	
68449-176	2x13	0.450	11.43	0.120	3.05	0.230	5.84	1	A-4.B-7	1	
68449-177	2x30	0.450	11.43	0.120	3.05	0.230	5.84	1	A-5	1	
68449-178	2x9	0.450	11.43	0.120	3.05	0.230	5.84	1	A-3.B-4	1	
68449-179	2x25	0.425	10.80	0.095	2.41	0.230	5.84	2	A-13	2	
68449-180	2x13	0.450	11.43	0.120	3.05	0.230	5.84	2	A-2	2	
68449-181	2x10	0.538	13.67	0.120	3.05	0.318	8.08	1	B-2	1	
68449-182	2x20	0.538	13.67	0.120	3.05	0.318	8.08	1	B-2	1	
68449-183	2x20	0.620	15.75	0.120	3.05	0.400	10.16	2	B-3	2	
68449-184	2x3	0.538	13.67	0.120	3.05	0.318	8.08	2	A-1	2	
68449-185	2x17	0.538	13.67	0.120	3.05	0.318	8.08	2	A-2.5.6.8 B-4.11.12.17	2	
68449-186	2x5	0.538	13.67	0.120	3.05	0.318	8.08	4	A-1	4LF	
68449-187	2x15	0.425	10.80	0.095	2.41	0.230	5.84	2	A-13.B-14	2	
68449-188	2x15	0.425	10.80	0.095	2.41	0.230	5.84	2	A-13.B-15	2	
68449-189	2x13	0.425	10.80	0.095	2.41	0.230	5.84	2	A-3	2	NOTE 3, 4



Copyright FCI.

D

www.fciconnect.com		surface ISO 1302 <input checked="" type="checkbox"/>	tolerance std ISO 406 ISO 1101	projection	INCH/MM
		TOLERANCES UNLESS OTHERWISE SPECIFIED			
Dr	T.BREWBAKER	12/14/94	ANGULAR	0.X ±0.3	size A4
Eng	T.HANNA	12/14/94	LINEAR	0.XX ±0.15	Scale 1.000
Chr	T.HANNA	12/14/94	0° ±2°	0.XXX ±0.05	ECN N11-0118
Appr	T.HANNA	12/14/94	Product family	BERGSTIK	Spec ref
	title	BERGSTIK® II HDR. D/R .100/2.54cc POLARIZED		dwg no	68449
	catalog no			CUSTOMER	sheet 8 of 12

REV F - 2006-04-17

1

2

PDM: Rev:DP

STATUS Released 4 Printed: Apr 20, 2011

1

2

3

4

PRODUCT NUMBER	TOT. PIN LGTH		TAIL LENGTH		MATING LENGTH		PIN PLATING	POLARIZED POSITION	LEAD FREE WIRE CODE	LEAD FREE OPTION	
	DIM F	DIM F	DIM G	DIM G	DIM H	DIM H					
SIZE	ENGLISH	METRIC	ENGLISH	METRIC	ENGLISH	METRIC	CODE				
68449-190	2x20	0.425	10.80	0.095	2.41	0.230	5.84	2	B-20	2	NOTE 3, 4
68449-191	2x8	0.450	11.43	0.120	3.05	0.230	5.84	2	A-4.A-5.B-5	2	
68449-192	2x14	0.530	13.46	0.110	2.79	0.320	8.13	4	A-8	4LF	
68449-193	2x10	0.450	11.43	0.120	3.05	0.230	5.84	2	A-1.B-2	2	
68449-194	2x8	0.450	11.43	0.120	3.05	0.230	5.84	4	A-1.A-3	4LF	
68449-195	2x10	0.450	11.43	0.120	3.05	0.230	5.84	4	B-1	4LF	
68449-196	2x19	0.450	11.43	0.120	3.05	0.230	5.84	4	A-2.B-1.B-2	4LF	
68449-197	2x10	0.450	11.43	0.120	3.05	0.230	5.84	4	A-1	4LF	
68449-198	2x10	0.450	11.43	0.120	3.05	0.230	5.84	2	A-4.B-4	2	
68449-199	2x10	0.450	11.43	0.120	3.05	0.230	5.84	2	A-5.B-5	2	
68449-200	2x10	0.538	13.67	0.120	3.05	0.230	5.84	4	A-4	4LF	
68449-201	2x8	0.450	11.43	0.120	3.05	0.230	5.84	1	B-1	1	
68449-202	2x20	0.450	11.43	0.120	3.05	0.230	5.84	1	B-3	1	
68449-203	2x10	0.475	12.07	0.120	3.05	0.255	6.48	4	B-7	4LF	
68449-204	2x4	0.475	12.07	0.120	3.05	0.255	6.48	4	A-1	4LF	
68449-205	2x13	0.450	11.43	0.120	3.05	0.230	5.84	2	A-6	2	
68449-206	2x13	0.450	11.43	0.120	3.05	0.230	5.84	2	B-1	2	
68449-207	2x17	0.425	10.80	0.095	2.41	0.230	5.84	2	B-16	2	
68449-208	2x5	0.450	11.43	0.120	3.05	0.230	5.84	4	B-5	4LF	
68449-209	2x13	0.450	11.43	0.120	3.05	0.230	5.84	4	B-13	4LF	
68449-210	2x17	0.450	11.43	0.120	3.05	0.230	5.84	4	A-3	4LF	
68449-211	2x20	0.450	11.43	0.120	3.05	0.230	5.84	4	B-10	4LF	
68449-212	2x20	0.450	11.43	0.120	3.05	0.230	5.84	2	A-11	2	
68449-213	2x17	0.450	11.43	0.120	3.05	0.230	5.84	2	A-16	2	
68449-214	2x17	0.538	13.67	0.120	3.05	0.318	8.08	4	B-11	4LF	
68449-215	2x17	0.538	13.67	0.120	3.05	0.318	8.08	4	A-17	4LF	
68449-216H	2x13	0.425	10.80	0.095	2.41	0.230	5.84	2	A-13	2	NOTE 3, 4

A

B

C

A

B

C



Copyright FCI.

D

D

www.fciconnect.com		surface ISO 1302 <input checked="" type="checkbox"/>	tolerance std ISO 406 ISO 1101	projection	INCH/MM
		TOLERANCES UNLESS OTHERWISE SPECIFIED			
Dr	T.BREWBAKER	12/14/94	ANGULAR	0.X ±0.3	size A4
Eng	T.HANNA	12/14/94	LINEAR	0.XX ±0.15	Scale 1.000
Chr	T.HANNA	12/14/94	0° ±2°	0.XXX ±0.05	ECN N11-0118
Appr	T.HANNA	12/14/94	Product family	BERGSTIK	Spec ref
	title	BERGSTIK® II HDR. D/R .100/2.54cc POLARIZED		dwg no	68449
	catalog no			CUSTOMER	sheet 9 of 12

REV F - 2006-04-17

1

2

PDM: Rev:DP

STATUS Released 4 Printed: Apr 20, 2011

1

2

3

4

PRODUCT NUMBER	TOT. PIN LGTH		TAIL LENGTH		MATING LENGTH		PIN PLATING	POLARIZED POSITION	LEAD FREE WIRE CODE	LEAD FREE OPTION	
	DIM F	DIM F	DIM G	DIM G	DIM H	DIM H					
SIZE	ENGLISH	METRIC	ENGLISH	METRIC	ENGLISH	METRIC	CODE				
68449-217H	2x5	0.450	11.43	0.120	3.05	0.230	5.84	4	B-1. B-2	4LF	NOTE 3, 4
68449-218H	2x7	0.450	11.43	0.120	3.05	0.230	5.84	1	A-4	1	
68449-219H	2x27	0.543	13.79	0.125	3.18	0.318	8.08	2	A-1. A-27. B-1. B-27	2	
68449-220H	2x10	0.450	11.43	0.120	3.05	0.230	5.84	2	B-2	2	
68449-221H	2x9	0.455	11.56	0.125	3.18	0.230	5.84	1	A-6. B-7	1	
68449-222H	2x5	0.455	11.56	0.125	3.18	0.230	5.84	1	B-4	1	
68449-223H	2x13	0.538	13.67	0.120	3.05	0.318	8.08	4	A-13	4LF	
68449-224H	2x4	0.538	13.67	0.120	3.05	0.318	8.08	4	A-1	4LF	
68449-225H	2x4	0.538	13.67	0.120	3.05	0.318	8.08	4	B-1 B-2	4LF	
68449-226H	2x12	0.525	13.34	0.107	2.72	0.318	8.08	4	A-12	4LF	
68449-227H	2x12	0.525	13.34	0.107	2.72	0.318	8.08	4	B-11	4LF	
68449-228H	2x12	0.525	13.34	0.107	2.72	0.318	8.08	4	B-8	4LF	
68449-229H	2x12	0.525	13.34	0.107	2.72	0.318	8.08	4	B-5	4LF	
68449-230H	2x20	0.450	11.43	0.120	3.05	0.230	5.84	2	B-20	2	
68449-231H	2x4	0.425	10.80	0.095	2.41	0.230	5.84	1	B-4	1	
68449-232H	2x13	0.450	11.43	0.120	3.05	0.230	5.84	2	A-7	2	
68449-233H	2x15	0.450	11.43	0.120	3.05	0.230	5.84	2	A-14	2	
68449-234H	2x11	0.620	15.75	0.120	3.05	0.400	10.16	2	A-2.4.6.8.10 B-2.4.6.8.10	2	
68449-235H	2x4	0.465	11.81	0.135	3.43	0.230	5.84	1	B-4	1	
68449-236H	2x7	0.730	18.54	0.200	5.08	0.430	10.92	3	A-2 B-2	3	
68449-237H	2x17	0.513	13.03	0.095	2.41	0.318	8.08	2	A-16	2	
68449-238HT	2x13	0.450	11.43	0.120	3.05	0.230	5.84	2	A-13	2	
68449-239H	2X20	0.425	10.80	0.095	2.41	0.230	5.84	2	A-13 A-14 B-14	2	
68449-240H	2X8	0.538	13.67	0.120	3.05	0.318	8.08	2	A-8	2	
68449-241H	2X11	0.830	21.08	0.365	9.27	0.365	9.27	2	B-6	2	
68449-242H	2X8	0.450	11.43	0.120	3.05	0.230	5.84	1	B-7	1	
68449-243H	2X20	0.755	19.18	0.095	2.41	0.560	14.22	1	A-4.5.6.15.16.17 B-4.5.6.15.16.17	1	NOTE 3, 4



Copyright FCI.

D

www.fciconnect.com		surface ISO 1302 <input checked="" type="checkbox"/>	tolerance std ISO 406 ISO 1101	projection	INCH/MM
		TOLERANCES UNLESS OTHERWISE SPECIFIED			
Dr	T.BREWBAKER	12/14/94	ANGULAR	0.X	±0.3
Eng	T.HANNA	12/14/94	LINEAR	0.XX	±0.15
Chr	T.HANNA	12/14/94	0° ±2°	0.XXX	±0.05
Appr	T.HANNA	12/14/94	Product family	BERGSTIK	Spec ref
		title		68449	
		BERGSTIK® II HDR. D/R		Rev. DP	
		.100/2.54cc POLARIZED			
catalog no		CUSTOMER		sheet 10 of 12	

REV F - 2006-04-17

1

2

PDM: Rev:DP

STATUS Released 4 Printed: Apr 20, 2011

1

2

3

4

PRODUCT NUMBER	TOT. PIN LGTH		TAIL LENGTH		MATING LENGTH		PIN PLATING	POLARIZED POSITION	LEAD FREE WIRE CODE	LEAD FREE OPTION	
	DIM F	DIM F	DIM G	DIM G	DIM H	DIM H					
SIZE	ENGLISH	METRIC	ENGLISH	METRIC	ENGLISH	METRIC	CODE				
68449-244H	2x7	0.450	11.43	0.120	3.05	0.230	5.84	2	A-3 . B-3 . B-4	2	NOTE 3, 4
68449-245H	2x9	0.450	11.43	0.120	3.05	0.230	5.84	2	A-4 . B-4	2	
68449-246H	2x11	0.830	21.08	0.365	9.27	0.365	9.27	1	B-6	1	
68449-247H	2x4	0.450	11.43	0.120	3.05	0.230	5.84	2	A-3 & B-4	2	
68449-248H	2x5	0.450	11.43	0.120	3.05	0.230	5.84	2	A-1	2	
68449-249H	2x5	0.450	11.43	0.120	3.05	0.230	5.84	1	A-1	1	
68449-250H	2x13	0.630	16.00	0.200	5.08	0.330	8.38	2	A-13	2	
68449-251H	2x4	0.450	11.43	0.120	3.05	0.230	5.84	4	B-1	4LF	
68449-252H	2x13	0.450	11.43	0.120	3.05	0.230	5.84	4	A-3	4LF	
68449-253H	2x13	0.538	13.67	0.120	3.05	0.318	8.08	1	A-13	1	
68449-254H	2x7	0.480	12.19	0.095	2.41	0.285	7.24	1	A-4	1	
68449-255H	2x13	0.425	10.80	0.095	2.41	0.230	5.84	2	A-3 . A-11 . B-3 . B-9 . B-11	2	
68449-256H	2x5	0.450	11.43	0.120	3.05	0.230	5.84	2	A-4 . B-4	2	
68449-257H	2x14	0.450	11.43	0.120	3.05	0.230	5.84	2	A-3.4.6.7.10 B-3.10	2	
68449-258H	2x13	0.425	10.80	0.095	2.41	0.230	5.84	2	A-3 . A-6 . A-11 . B-3 . B-9 . B-11	2	
68449-259H	2x4	0.425	10.80	0.095	2.41	0.230	5.84	4	A-3	4LF	
68449-260H	2x8	0.450	11.43	0.120	3.05	0.230	5.84	1	B-7	1	
68449-261H	2x15	0.525	13.34	0.107	2.72	0.318	8.08	2	A-11	2	
68449-262H	2x8	0.450	11.43	0.120	3.05	0.230	5.84	2	B-1	2	
68449-263H	2x14	0.440	11.18	0.110	2.79	0.230	5.84	2	A-7 & B-5	2	
68449-264H	2x4	0.450	11.43	0.120	3.05	0.230	5.84	4	A-1	4LF	
68449-265H	2x7	0.450	11.43	0.120	3.05	0.230	5.84	2	B-6	2	
68449-266H	2x8	0.450	11.43	0.120	3.05	0.230	5.84	2	A-1	2	
68449-267H	2x7	0.620	15.75	0.120	3.05	0.400	10.16	2	A-4 & B-4	2	
68449-268H	2x36	0.530	13.46	0.200	5.08	0.230	5.84	2	A & B 1,5,6,10,11,15,16,20,21,25,26,30,31,35,36	2	
68449-269H	2x7	0.676	17.17	0.125	3.18	0.451	11.46	2	A & B 2,3,5,6	2	NOTE 3, 4



Copyright FCI.

D

www.fciconnect.com			surface ISO 1302 <input checked="" type="checkbox"/>	tolerance std ISO 406 ISO 1101	projection 	INCH/MM ← →	
			TOLERANCES UNLESS OTHERWISE SPECIFIED				
Dr	T.BREWBAKER	12/14/94	ANGULAR	LINEAR	0.X	±0.3	size A4
Eng	T.HANNA	12/14/94			0.XX	±0.15	
Chr	T.HANNA	12/14/94	0°	±2°	0.XXX	±0.05	ECN N11-0118
Appr	T.HANNA	12/14/94	Product family		BERGSTIK	Spec ref	
			title		BERGSTIK® II HDR. D/R .100/2.54cc POLARIZED		dwg no 68449
			catalog no		CUSTOMER		Rev. DP
					sheet 11 of 12		

REV F - 2006-04-17

1

2

PDM: Rev:DP

STATUS Released 4 Printed: Apr 20, 2011

1

2

3

4

PRODUCT NUMBER	TOT. PIN LGTH		TAIL LENGTH		MATING LENGTH		PIN PLATING	POLARIZED POSITION	LEAD FREE OPTION	
	DIM F	DIM F	DIM G	DIM G	DIM H	DIM H				
SIZE	ENGLISH	METRIC	ENGLISH	METRIC	ENGLISH	METRIC	CODE			
68449-270H	2x5	0.425	10.80	0.095	2.41	0.230	5.84	2	B-1	NOTE 3, 4 ↑ ↓ NOTE 3, 4
68449-271H	2x5	0.425	10.80	0.095	2.41	0.230	5.84	2	B-4	
68449-272H	2x13	0.425	10.80	0.095	2.41	0.230	5.84	2	B-13	
68449-273H	2x7	0.425	10.80	0.095	2.41	0.230	5.84	1	A-2,4,6 B-2,4,6	
68449-274H	2x8	0.430	10.92	0.100	2.54	0.230	5.84	2	A-1	
68449-275	2x8	0.425	10.80	0.095	2.41	0.230	5.84	1	B-7	
68449-275H	2x8	0.425	10.80	0.095	2.41	0.230	5.84	1	B-7	
68449-276H	2x7	0.425	10.80	0.095	2.41	0.230	5.84	1	B-3	
68449-277H	2x15	0.425	10.80	0.095	2.41	0.230	5.84	1	B-6	
68449-278H	2x5	0.410	10.41	0.110	2.79	0.200	5.08	2	A-5	
68449-279H	2x7	0.450	11.43	0.120	3.05	0.230	5.84	1	A-4	
68449-280H	2x5	0.450	11.43	0.120	3.05	0.230	5.84	2	A-1	
68449-281H	2x8	0.450	11.43	0.120	3.05	0.230	5.84	2	A-1	
68449-282H	2x11	0.615	15.62	0.285	7.24	0.230	5.84	1	A-2,4,6,8 B-2,4,6,8,11	
68449-283H	2x5	0.450	11.43	0.120	3.05	0.230	5.84	2	A-5	

PIN PLATING CODES

1	30u"/0.76u MIN (SEE NOTE 6) OVER 50u" /1.27u MIN Ni
2	15u"/0.38u MIN (SEE NOTE 6) OVER 50u" /1.27u MIN Ni
3	50u"/1.27u MIN (SEE NOTE 6) OVER 50u" /1.27u MIN Ni
4	LEAD FREE OPTION 100u"/2.54u MIN Sn OVER 50u"/1.27u MIN Ni (SEE NOTE 7)
4HLF	

www.fciconnect.com			surface ISO 1302	tolerance std ISO 406 ISO 1101	projection INCH/MM
			TOLERANCES UNLESS OTHERWISE SPECIFIED		← INCH/MM →
Dr	T.BREWBAKER	12/14/94	ANGULAR	0.X ±0.3	size A4
Eng	T.HANNA	12/14/94	LINEAR	0.XX ±0.15	Scale 1.000
Chr	T.HANNA	12/14/94	0° ±2°	0.XXX ±0.05	ECN N11-0118
Appr	T.HANNA	12/14/94	Product family	BERGSTIK	Spec ref
FCI		title		BERGSTIK® II HDR. D/R	
				.100/2.54cc POLARIZED	
		catalog no		CUSTOMER	
				sheet 12 of 12	
				68449	
				Rev. DP	

1

2