


3M™ Pin Strip Header

2 mm × 2 mm Solder Tail Straight & Right Angle, Surface Mount Straight

1512 Series



- Industry standard compatible
- High temperature dielectric
- "No lead" wave and reflow solder compatible
- Unique lengths available
- Maximizes use of PC board space
- Mates with boardmount and wiremount products
- End stackable feature
- Side stackable feature
- Pin Strip Headers are available in tape and reel with vacuum cap for automatic placement

RoHS Compliant. See the Regulatory Information Appendix (RIA) in the "RoHS compliance" section of www.3M.com/Interconnects for compliance information (RIA E1 & C1 apply)

Date Modified: September 29, 2009

TS-0808-F
Sheet 1 of 4

Physical

Insulation:

Material: High Temperature Thermoplastic (PCT or LCP)
Flammability: UL 94V-0
Color: Black

Contact:

Material: Copper Alloy

Plating:

Underplating: 100 μ" [2.54 μm] Nickel
Wiping Area: 30 μ" [0.76 μm] Gold
Solder Tails: 300 μ" [7.6 μm] Matte Tin or 200 μ" Tin-Lead

Marking: None

Electrical

Current Rating: 1.5 A

Insulation Resistance: $> 1 \times 10^9 \Omega$ at 250 V_{DC}

Withstanding Voltage: 500 V_{RMS} at Sea Level

Environmental

Temperature Rating: -55°C to +105°C

Process Rating: Maximum 260°C (per J-STD-020C)

Moisture Sensitivity Level: 1 (per J-STD-020C)

UL File No.: E68080

3M

Electronic Solutions Division
Interconnect Solutions
<http://www.3M.com/interconnects/>

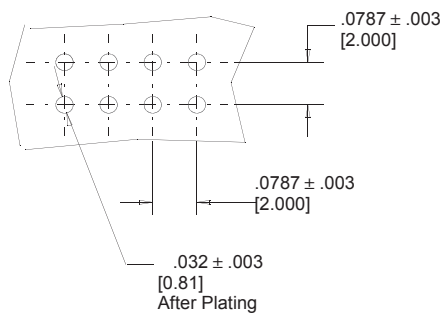
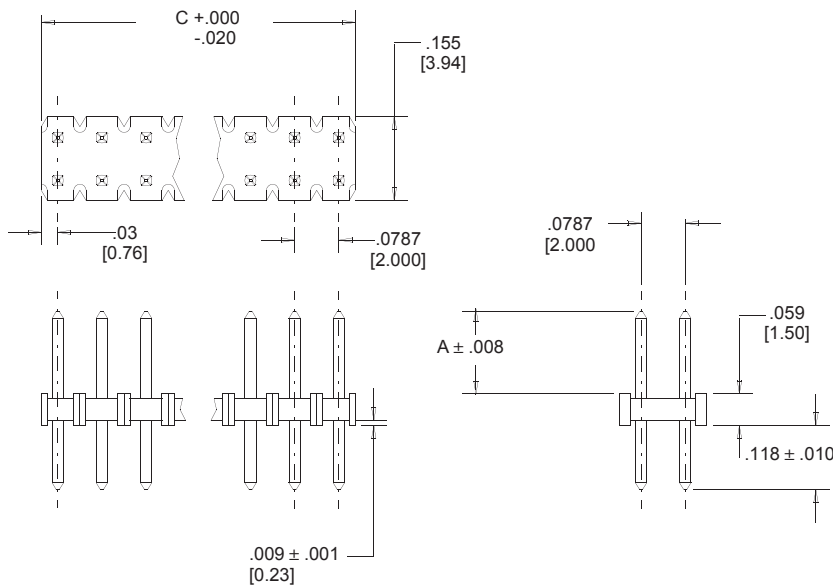
3M is a trademark of 3M Company.
For technical, sales or ordering information call
800-225-5373

3M™ Pin Strip Header

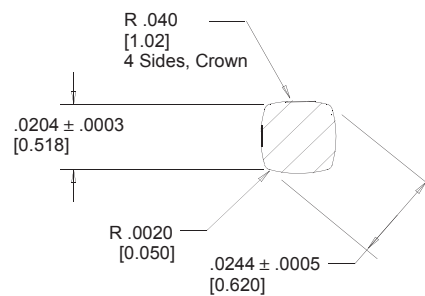
2 mm × 2 mm Solder Tail Straight & Right Angle, Surface Mount Straight

1512 Series

Straight



Recommended Mounting Hole Pattern



Pin Cross Section

Contact Quantity	Dimension C
04	.157
06	.238
08	.315
10	.394
12	.472
14	.551
16	.630
18	.709
20	.787
22	.866
24	.945
26	1.024
28	1.102
30	1.181
32	1.280
34	1.339
36	1.417
38	1.496
40	1.575
42	1.654
44	1.732
46	1.811
48	1.890
50	1.969
52	2.047
54	2.126
56	2.205
58	2.283
60	2.382

mm
[Inch]

Tolerance Unless Noted			
	.0	.00	.000
mm	±.1	±.01	±.005

[] Dimensions for Reference Only



Ordering Information

1512XX-8X22-XX

Contact Quantity
(See Table 1)

Pin Length
Dim 'A'
3 = .130"
4 = .152"

Plating suffix:

RB = 30 μ" [.76 μm] Gold w/Matte Tin solder tails (App. E1 & C1 Apply)
TB = 30 μ" [.76 μm] Gold w/Tin-lead solder tails (App. E3 & C2 Apply)

TS-0808-F
Sheet 2 of 4



Electronic Solutions Division
Interconnect Solutions
<http://www.3M.com/interconnects/>

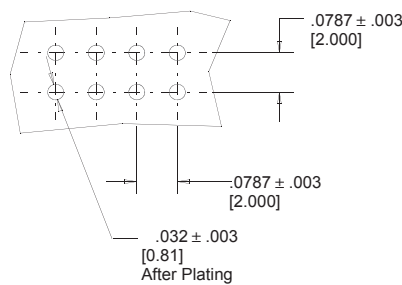
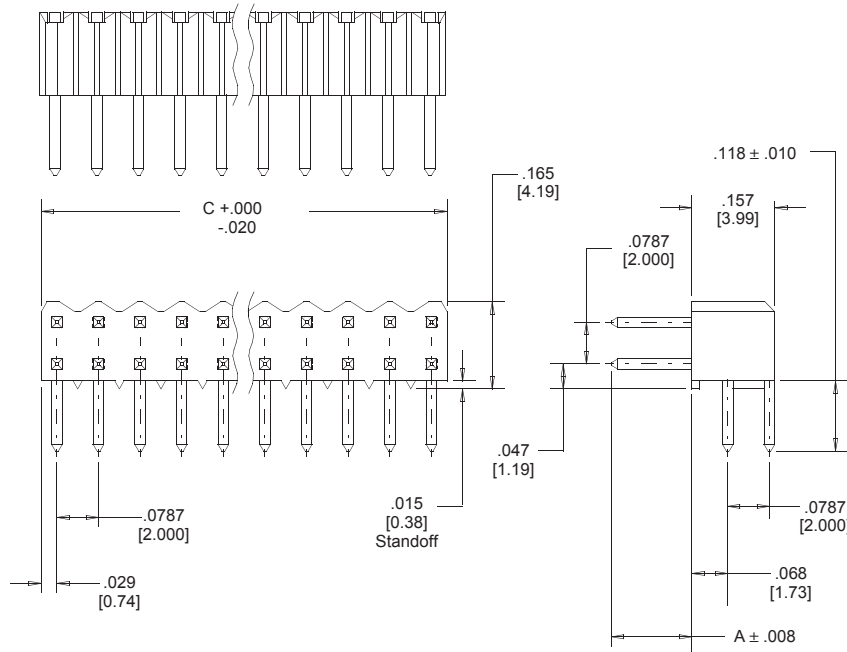
3M is a trademark of 3M Company.
For technical, sales or ordering information call
800-225-5373

3M™ Pin Strip Header

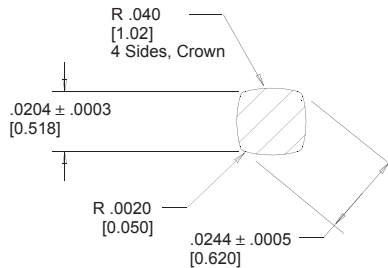
2 mm × 2 mm Solder Tail Straight & Right Angle, Surface Mount Straight

1512 Series

Right Angle



Recommended Mounting Hole Pattern



Pin Cross Section

Contact Quantity	Dimension C
04	.157
06	.238
08	.315
10	.394
12	.472
14	.551
16	.630
18	.709
20	.787
22	.866
24	.945
26	1.024
28	1.102
30	1.181
32	1.280
34	1.339
36	1.417
38	1.496
40	1.575
42	1.654
44	1.732
46	1.811
48	1.890
50	1.969
52	2.047
54	2.126
56	2.205
58	2.283
60	2.382

mm
[Inch]

Tolerance Unless Noted			
	.0	.00	.000
mm	±.1	±.01	±.005

[] Dimensions for Reference Only



Ordering Information

1512XX-7X22-XX

Contact Quantity
(See Table 1)

Pin Length
Dim 'A'
3 = .130"
4 = .152"

Plating suffix:

RB = 30 μ [.76 μm] Gold w/Matte Tin solder tails (App. E1 & C1 Apply)
TB = 30 μ [.76 μm] Gold w/Tin-lead solder tails (App. E3 & C2 Apply)

TS-0808-F
Sheet 3 of 4

3M

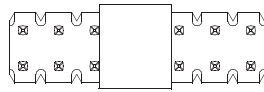
Electronic Solutions Division
Interconnect Solutions
<http://www.3M.com/interconnects/>

3M is a trademark of 3M Company.
For technical, sales or ordering information call
800-225-5373

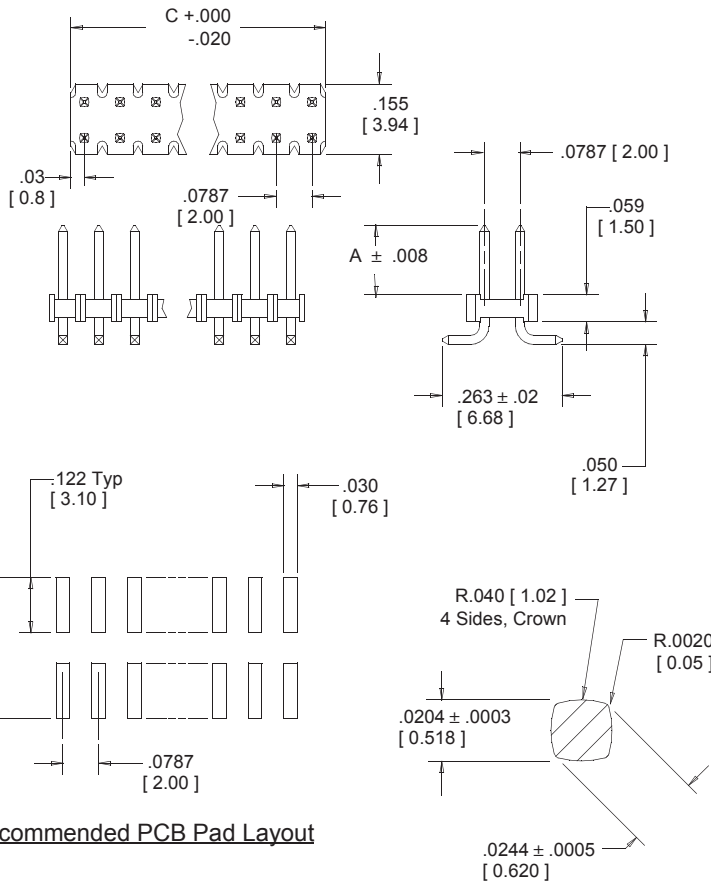
3M™ Pin Strip Header

2 mm × 2 mm Solder Tail Straight & Right Angle, Surface Mount Straight

1512 Series



Example of vacuum cap on part



Recommended PCB Pad Layout

Pin Cross Section

Contact Quantity	Dimension C	Tape Width	Order Code
4	.139 [3.5]	n/a	n/a
6	.217 [5.5]	n/a	n/a
8	.295 [7.5]	24 mm	WB
10	.374 [9.5]	24 mm	WC
12	.453 [11.5]	24 mm	WC
14	.531 [13.5]	24 mm	WC
16	.611 [15.5]	24 mm	WC
18	.689 [17.5]	32 mm	WC
20	.768 [19.5]	32 mm	WC
22	.847 [21.5]	44 mm	WD
24	.925 [23.5]	44 mm	WD
26	1.005 [25.5]	44 mm	WD
28	1.083 [27.5]	44 mm	WD
30	1.162 [29.5]	44 mm	WD
32	1.240 [31.5]	56 mm	WE
34	1.320 [33.5]	56 mm	WE
36	1.398 [35.5]	56 mm	WE
38	1.477 [37.5]	56 mm	WE
40	1.556 [39.5]	56 mm	WE
42	1.634 [41.5]	56 mm	WE
44	1.714 [43.5]	72 mm	WF
46	1.792 [45.5]	72 mm	WF
48	1.870 [47.5]	72 mm	WF
50	1.970 [49.5]	72 mm	WF
52	1.970 [49.5]	72 mm	WF
54	2.107 [53.5]	72 mm	WF
56	2.185 [55.5]	72 mm	WF
58	2.264 [57.5]	88 mm	WG
60	2.344 [59.5]	88 mm	WG

Notes: 1. Tape & reel include vacuum pick-up cap for pick n place handling equipment.
2. Parts in tray packaging are supplied without vacuum cap.

Tolerance Unless Noted			
	mm [Inch]		
	.0	.00	.000
mm	±.1	±.01	±.005

[] Dimensions for Reference Only



Note: Tape and Reel not available on all sizes, please call.

Ordering Information

1512XX-2X20-XX-XX

Contact Quantity
(See Table 1)

Pin Length
Dim 'A'
3 = .130"
4 = .152"

Plating suffix:
RB = 30 μ" [.76 μm] Gold w/Matte Tin solder tails (App. E1 & C1 Apply)
TB = 30 μ" [.76 μm] Gold w/Tin-lead solder tails (App. E3 & C2 Apply)

Packaging suffix:
Blank = Tray Packaging
WX = Tape & Reel Packaging
(see table 1)

TS-0808-F
Sheet 4 of 4

Important Notice

All statements, technical information, and recommendations related to 3M's products are based on information believed to be reliable, but the accuracy or completeness is not guaranteed. Before using this product, you must evaluate it and determine if it is suitable for your intended application. You assume all risks and liability associated with such use. Any statements related to the product which are not contained in 3M's current publications, or any contrary statements contained on your purchase order shall have no force or effect unless expressly agreed upon, in writing, by an authorized officer of 3M.

Warranty; Limited Remedy; Limited Liability.

This product will be free from defects in material and manufacture for a period of one (1) year from the time of purchase. **3M MAKES NO OTHER WARRANTIES INCLUDING, BUT NOT LIMITED TO, ANY IMPLIED WARRANTY OF MERCHANTABILITY OR FITNESS FOR A PARTICULAR PURPOSE.** If this product is defective within the warranty period stated above, your exclusive remedy shall be, at 3M's option, to replace or repair the 3M product or refund the purchase price of the 3M product. **Except where prohibited by law, 3M will not be liable for any indirect, special, incidental or consequential loss or damage arising from this 3M product, regardless of the legal theory asserted.**

**3M Electronics Solutions Division**

6801 River Place Blvd.
Austin, TX 78726-9000
U.S.A.
1-800-225-5373
www.3m.com/interconnects

Please recycle. Printed in USA.
© 3M 2008. All rights reserved.
RIA-2217B-E

3M is a trademark of 3M Company.