




(1,27mm) .050"

MTMS, HMTMS SERIES



MODIFIED MICRO HEADER

SPECIFICATIONS

For complete specifications see www.samtec.com?MTMS or www.samtec.com?HMTMS

Insulator Material:
Black Liquid Crystal Polymer



Terminal Material:
Phosphor Bronze

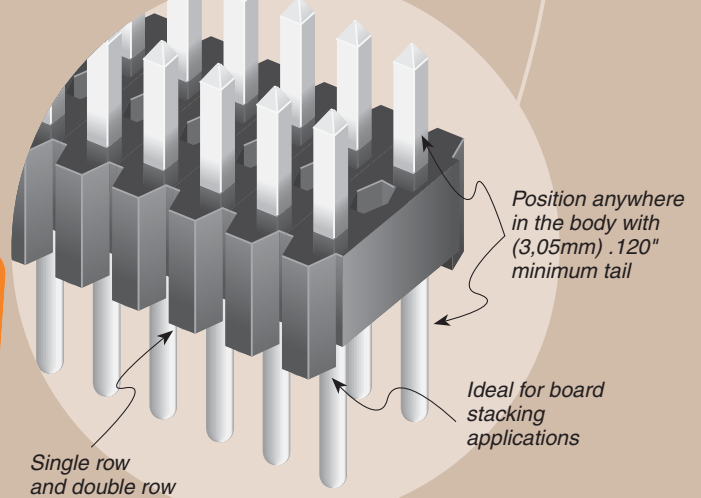
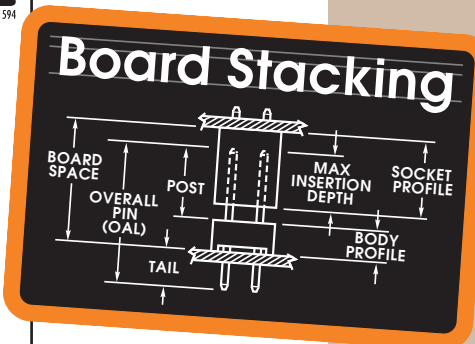
Plating:
Au or Sn over 50µ" (1,27µm) Ni

Current Rating:
1A

Operating Temp Range:
-55°C to + 105°C with Tin
-55°C to + 125°C with Gold

RoHS Compliant:
Yes

Mates with:
SMS, SLM, RSM



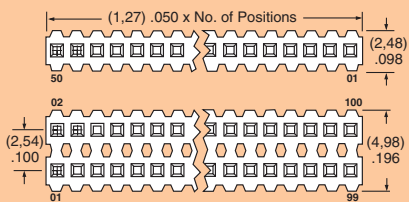
Note: This Series is non-standard, non-returnable.

Processing:
Lead-Free Solderable:
Yes

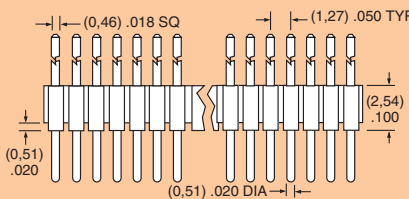
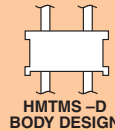


www.samtec.com

TYPE STRIP	NO. PINS PER ROW	LEAD STYLE	PLATING OPTION	ROW OPTION	POST HEIGHT	OPTION
1	01 thru 50	Specify LEAD STYLE from chart	-L = 10µ" (0,25µm) Gold on post, Matte Tin on tail -G = 10µ" (0,25µm) Gold on post, Gold flash on tail	-S = Single Row -D = Double Row	-“XXX” = “B” Dimension (Specify Post Height in inches (0,13mm) .005" increments)	-“XXX” = Polarized Position (Specify position of omitted pin)



Note: Other Gold plating options available. Contact Samtec.



Tail DIA is .020" (0,51mm) for min .120" (3,05mm). Balance of tail is .018" (0,46mm) SQ.

LEAD STYLE	OAL	B (Maximum when C = .120 (3,05))
-01	(11,43) .450	(5,84) .230
-02	(8,13) .320	(2,54) .100
-25*	(8,38) .330	(3,18) .125
-51	(10,41) .410	(4,83) .190
-52	(10,80) .425	(5,21) .205
-53	(12,83) .505	(7,24) .285
-54	(14,10) .555	(8,51) .335
-55	(15,49) .610	(9,91) .390
-56	(15,88) .625	(10,29) .405
-57	(16,51) .650	(10,92) .430
-58	(17,91) .705	(12,32) .485
-59	(19,18) .755	(13,59) .535
-60	(20,96) .825	(15,37) .605

*Style -25 tail C=.105 (2,67) min is available.

Due to technical progress, all designs, specifications and components are subject to change without notice.

WWW.SAMTEC.COM