

# .438" Phenolic Barrier Terminal Strip

## Description

The series 13 phenolic barrier terminal strip is made for years of rugged use. The product features a high quality, precision screw machined terminal and the phenolic insulator is rated for high temperature, 150° C applications. The top and bottom insulated screws option is ideal for feed-thru, bulkhead applications.

Made in the USA, all Beau terminal blocks embody the highest quality standards in the industry-using the finest materials and world class manufacturing processes. They meet or exceed all applicable industry standards.

## Features

- **High quality**, precision screw machined brass terminal contacts are made to last. Screw machined terminals offer increased durability over formed terminals.
- **Two sided screws**, style 0 option, is uniquely suited for feed-thru applications. The option provides the user with an insulated screw terminal on each side of the bulkhead.
- **High temperature phenolic** insulator out performs many thermoplastic compounds.
- **Wide variety of options.** Our broad range of screw, terminal, hardware and mounting options allows us to save you assembly costs and improve interconnect performance.



## PRODUCT RATINGS

### #6-32 SCREW

UL	Class B	15 Amps @ 300 V	14 AWG
	Class C	15 Amps @ 150 V	14 AWG
CSA	Class B	20 Amps @ 300 V	14 AWG
	Class C	20 Amps @ 300 V	14 AWG

## SAFETY AGENCIES

UL	File No. E48521
	Guide No. XCFR2
CSA	File No. 025562

## TECHNICAL SPECIFICATIONS

### ELECTRICAL

DWV	10500 VDC
IR	>5000 Megohms

### MECHANICAL

Tightening torque	12 in.-lbs.
Maximum torque	13 in.-lbs.
Wire strip length	5/16"
Wire range	14 to 22 AWG

### ENVIRONMENTAL

Continuous Use Temp	
RTI electrical	150°C
RTI mechanical w/o impact	150°C

## OPTIONS

-45	Slotted screw
-45-56	Stainless steel screw, slotted
-49	Brass, phillips/slotted screw
-58	No screws, barrier only
-59	Screws supplied unassembled
-C	No mounting ends

## MATERIALS

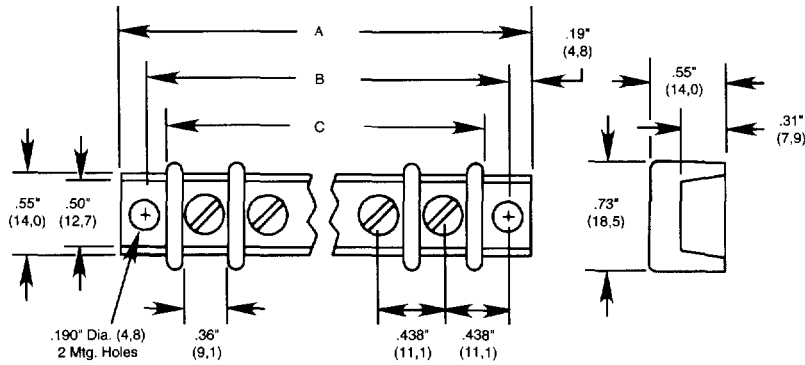
Insulator	Glass filled phenolic, UL94V-0, green
Terminal	Brass, tin plate
Screws	#6-32, phillips/slotted, steel, zinc chromate plate

## HOW TO ORDER

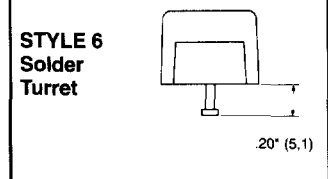
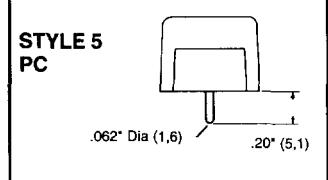
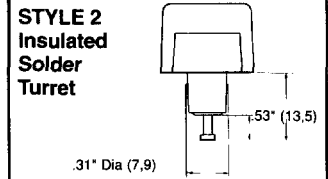
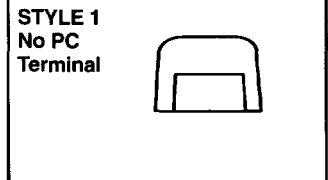
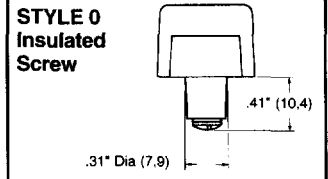
1	3	X	X	X	X
SERIES	TERMINAL STYLE	NO. OF POLES	OPTIONS		
	0 1 2	2 to 26	(Dash #s above and opposite page)		
	5 6				

\*Consult factory for combinations of screw options.

Molex Industrial Division  
 New England Operations  
 Gilford, NH 03246-6600  
 Phone (603) 524-5101  
 Fax (603) 524-1627  
 Internet www.beauint.com



TERMINAL STYLES



No. of Circuits	A		B		C	
	in.	mm	in.	mm	in.	mm
2	1.69	42,9	1.31	33,3	.98	24,9
3	2.13	54,1	1.75	44,5	1.41	35,8
4	2.56	65,0	2.19	55,6	1.85	47,0
5	3.00	76,2	2.63	66,8	2.29	58,2
6	3.44	87,4	3.06	77,7	2.73	69,3
7	3.88	98,6	3.50	88,9	3.16	80,3
8	4.31	109	3.94	100	3.60	91,4
9	4.75	121	4.38	111	4.04	103
10	5.19	132	4.81	122	4.48	114
11	5.63	143	5.25	133	4.91	125
12	6.06	154	5.69	145	5.35	136
13	6.50	165	6.13	156	5.79	147
14	6.94	176	6.56	167	6.23	158
15	7.38	187	7.00	178	6.66	169
16	7.81	198	7.44	189	7.10	180
17	8.25	210	7.88	200	7.54	192
18	8.69	221	8.31	211	7.98	203
19	9.13	232	8.75	222	8.41	214
20	9.56	243	9.19	233	8.85	225
21	10.00	254	9.63	245	9.29	236
22	10.44	265	10.06	256	9.73	247
23	10.88	276	10.50	267	10.16	258
24	11.31	287	10.94	278	10.60	269
25	11.75	298	11.38	289	11.04	280
26	12.19	310	11.81	300	11.48	292