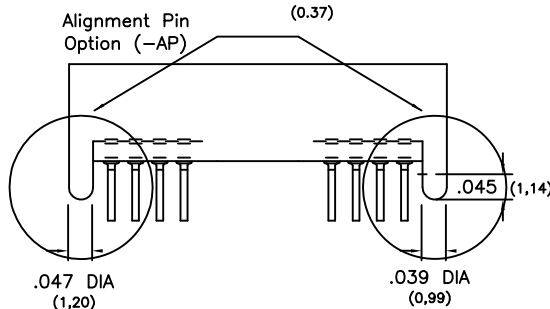
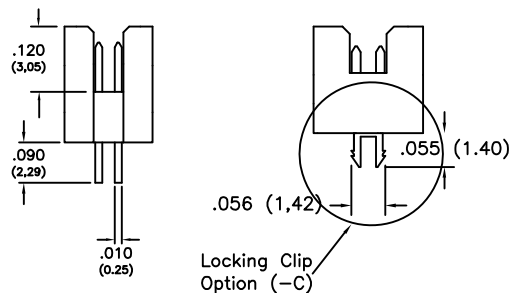
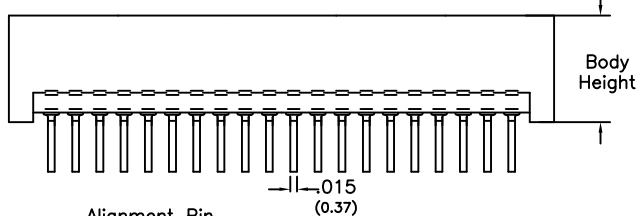
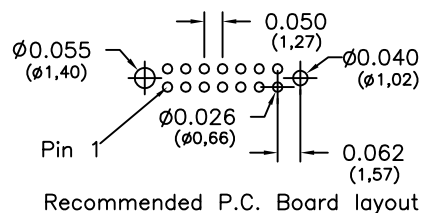
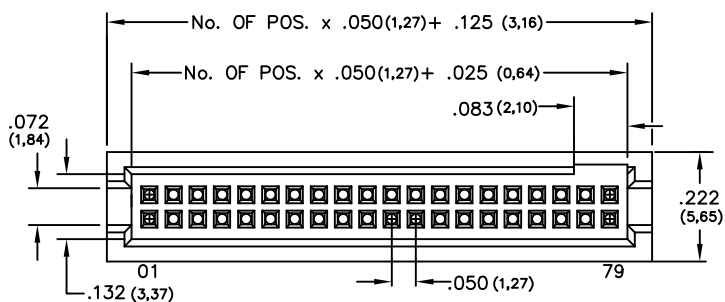


Major League Electronics .050x.050 cl Polarized Terminal Strip - Thru Hole



Tails may be clipped to achieve desired pin length

Ordering Information

PTSHS-5 - D - - - - - LF

Pins Per Row
05 - 40

Row Specification
D = Dual Row

Lead Free

Locking Clip "C" Option
Leave blank if not needed
C = With

Alignment Pin "AP" Option
Leave blank if not needed
AP = With

Pin Options		
Body Height		
.224	5.70mm	02
.287	7.30mm	06
.354	9.00mm	10
.429	10.90mm	14

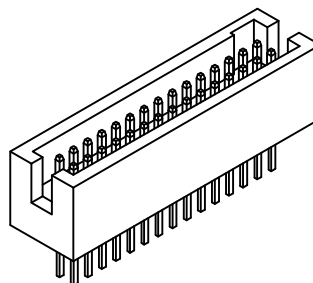
Plating Options	
G	10µ Gold on Contact Area / Flash on Tail
T	Matte Tin All Over
GT	10µ Gold on Contact Area / Matte Tin on Tail
H	30µ Gold on Contact Area / Matte Tin on Tail
F	Gold Flash over Entire Pin

Specifications

Current Rating: 1.0 Ampere
 Insulation Resistance: 1000MΩ Min.
 Dielectric Withstanding: 300V AC
 Contact Resistance: 20 mΩ Max.
 Operating Temperature: -40°C to + 105°C
 Max. Process Temperature:
 Peak: 260°C up to 10 secs.
 Process: 230°C up to 60 secs.
 Wave: 260°C up to 6 secs.
 Manual Solder: 350°C up to 5 secs.

Materials

Contact Material: Phosphor Bronze
 Insulator Material: Nylon 6T
 Plating: Au or Sn over 50µ" (1.27) Ni



Mates with:
PSSH, PSSHSM

Products cut to specific sizes are uncancellable/nonreturnable

Parts are subject to change without notice

PTSHS-5-D SERIES

.050x.050 cl Dual Row - Thru Hole
Polarized Terminal Strip

12 FEB 07

Scale
NTS

UNLESS OTHERWISE SPECIFIED
DIMENSIONS IN INCHES (MM)
TOLERANCES ARE:

ONE PLACE DECIMALS ±.100
TWO PLACE DECIMALS ±.010
THREE PLACE DECIMALS ±.005
FOUR PLACE DECIMALS ±.0020
ANGLES
±.5°



4235 Earnings Way, New Albany, Indiana, 47150, USA
 1-800-782-3486 (USA/Canada/Mexico)
 Tel: 812-944-7244
 Fax: 812-944-7268
 E-mail: mle@mlelectronics.com
 Web: www.mlelectronics.com

Revision
B

Sheet
1/2

