

# NX7363JB-BC

LASER DIODE

R08DS0009EJ0200

Rev.2.00

InGaAsP MQW DC-PBH PULSED LASER DIODE MODULE 1 310 nm OTDR APPLICATION

Sep 19, 2010

## DESCRIPTION

The NX7363JB-BC is a 1 310 nm Multiple Quantum Well (MQW) structure pulsed laser diode DIP module with single mode fiber and internal thermoelectric cooler. It is designed for light sources of optical measurement equipment (OTDR).

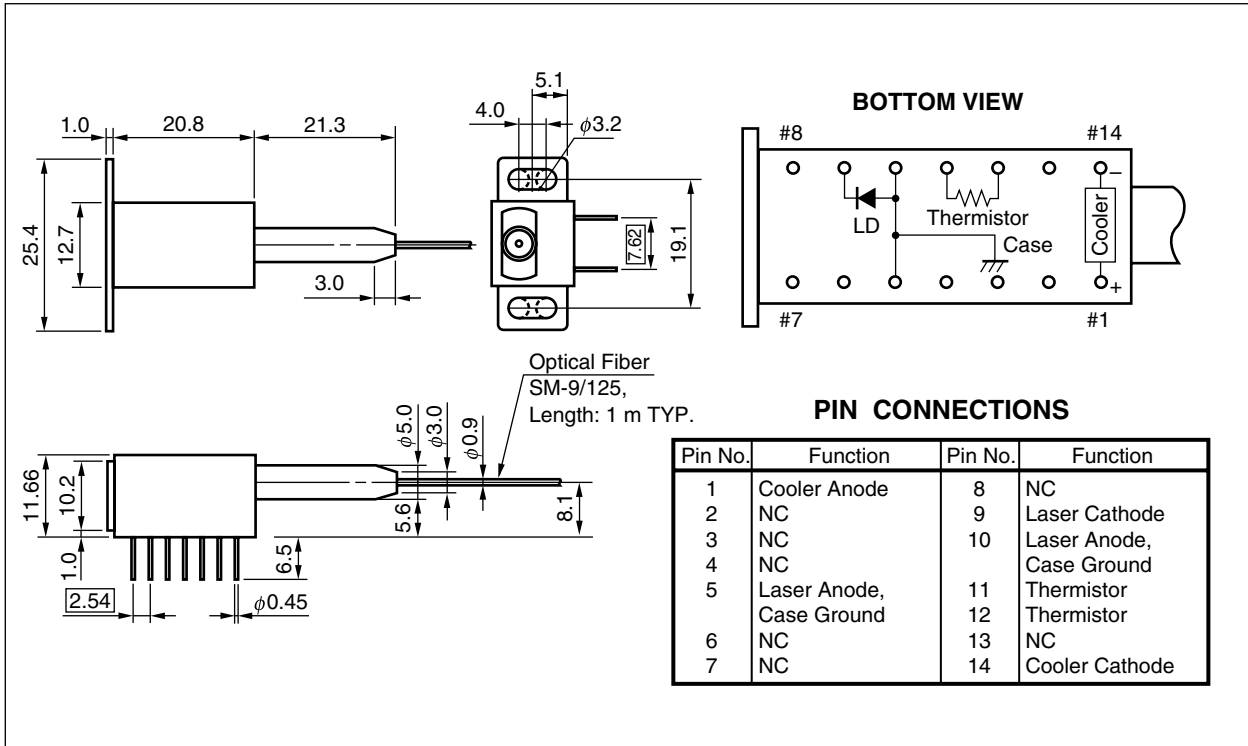
## FEATURES

- High output power  $P_r = 150 \text{ mW MIN. @ } I_{FP} = 1\,000 \text{ mA, } PW = 10 \mu\text{s, Duty} = 1\%$
- Long wavelength  $\lambda_c = 1\,310 \text{ nm}$
- Internal thermoelectric cooler, thermistor
- Hermetically sealed 14-pin Dual-In-Line Package
- Single mode fiber pigtail

The mark <R> shows major revised points.

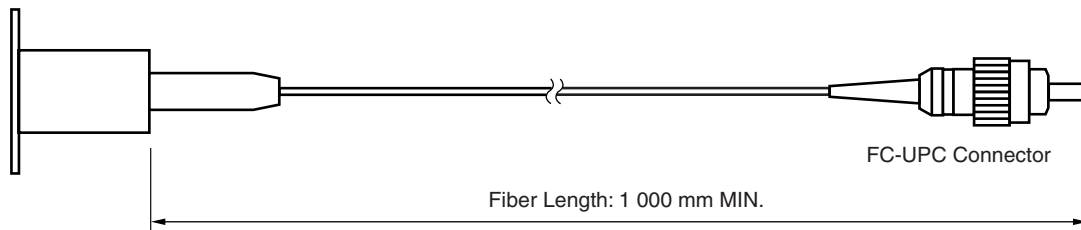
The revised points can be easily searched by copying an "<R>" in the PDF file and specifying it in the "Find what:" field.

**PACKAGE DIMENSIONS (UNIT: mm)**



**OPTICAL FIBER CHARACTERISTICS**

| Parameter                           | Specification  | Unit |
|-------------------------------------|----------------|------|
| Mode Field Diameter                 | 9.5±1          | μm   |
| Cladding Diameter                   | 125±2          | μm   |
| Maximum Cladding Noncircularity     | 2              | %    |
| Maximum Core/Cladding Concentricity | 1.6            | %    |
| Outer Diameter                      | 0.9±0.1        | mm   |
| Cut-off Wavelength                  | 1 100 to 1 270 | nm   |
| Minimum Fiber Bending Radius        | 30             | mm   |
| Fiber Length                        | 1 000 MIN.     | mm   |
| Flammability                        | UL1581 VW-1    |      |



**ORDERING INFORMATION**

|             |                       |
|-------------|-----------------------|
| Part Number | Available Connector   |
| NX7363JB-BC | With FC-UPC Connector |

**ABSOLUTE MAXIMUM RATINGS**

| Parameter                            | Symbol            | Ratings       | Unit |
|--------------------------------------|-------------------|---------------|------|
| Pulsed Forward Current <sup>*1</sup> | I <sub>FP</sub>   | 1.2           | A    |
| Reverse Voltage                      | V <sub>R</sub>    | 2.0           | V    |
| Cooler Current                       | I <sub>C</sub>    | 1.0           | A    |
| Cooler Voltage                       | V <sub>C</sub>    | 2.0           | V    |
| Thermistor Current                   | I <sub>t</sub>    | 0.5           | mA   |
| Thermistor Voltage                   | V <sub>t</sub>    | 12.0          | V    |
| Operating Case Temperature           | T <sub>C</sub>    | -20 to +65    | °C   |
| Storage Temperature                  | T <sub>stg</sub>  | -40 to +85    | °C   |
| Lead Soldering Temperature           | T <sub>slid</sub> | 260 (10 sec.) | °C   |

<R>

\*1 Pulse conditions: Pulse width (PW) = 10 μs, Duty = 1%

**ELECTRO-OPTICAL CHARACTERISTICS (T<sub>C</sub> = 25°C)**

| Parameter                       | Symbol          | Conditions                                    | MIN.  | TYP.  | MAX.  | Unit |
|---------------------------------|-----------------|---|-------|-------|-------|------|
| Forward Voltage                 | V <sub>FP</sub> | CW, I <sub>F</sub> = 30 mA                    |       | 2.5   | 4.0   | V    |
| Threshold Current               | I <sub>th</sub> | CW  |       | 35    | 65    | mA   |
| Optical Output Power from Fiber | P <sub>f</sub>  | I <sub>FP</sub> = 1 000 mA, *1                | 150   |       |       | mW   |
|                                 |                 | I <sub>FP</sub> = 600 mA, *1                  | 90    |       |       |      |
|                                 |                 | I <sub>FP</sub> = 400 mA, *1                  | 40    |       |       |      |
| Center Wavelength               | λ <sub>C</sub>  | RMS, I <sub>FP</sub> = 400, 600, 1 000 mA, *1 | 1 290 | 1 310 | 1 330 | nm   |
| Spectral Width                  | σ               | RMS, I <sub>FP</sub> = 400, 600, 1 000 mA, *1 |       | 3.0   | 7.0   | nm   |
| Rise Time                       | t <sub>r</sub>  | 10-90%  |       | 1.0   | 2.0   | ns   |
| Fall Time                       | t <sub>f</sub>  | 90-10%  |       | 1.4   | 2.0   | ns   |

\*1 PW = 10 μs, Duty = 1%

**ELECTRO-OPTICAL CHARACTERISTICS**

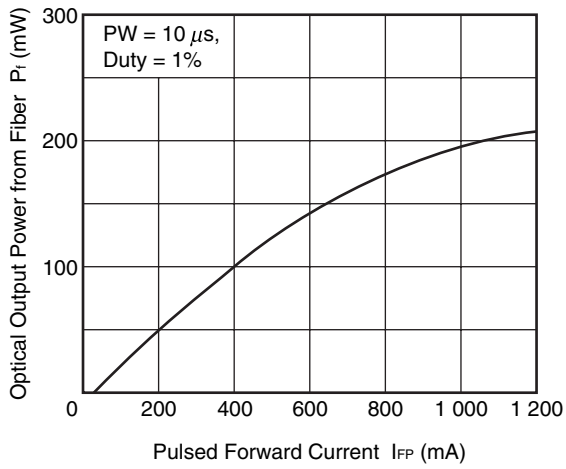
**(Applicable to Thermistor and TEC: T<sub>LD</sub> = 25°C, T<sub>C</sub> = -20 to +65°C, unless otherwise specified)**

| Parameter             | Symbol           | Conditions             | MIN.  | TYP.  | MAX.  | Unit |
|-----------------------|------------------|------------------------|-------|-------|-------|------|
| Thermistor Resistance | R                | T <sub>LD</sub> = 25°C | 9.5   | 10.0  | 10.5  | kΩ   |
| B Constant            | B                |                        | 3 350 | 3 450 | 3 550 | K    |
| Cooler Current        | I <sub>C</sub>   | ΔT = 40°C              |       | 0.6   | 0.8   | A    |
| Cooler Voltage        | V <sub>C</sub>   | ΔT = 40°C              |       | 1.1   | 1.5   | V    |
| Cooling Capacity      | ΔT <sup>-1</sup> | I <sub>C</sub> = 0.8 A | 40    |       |       | °C   |

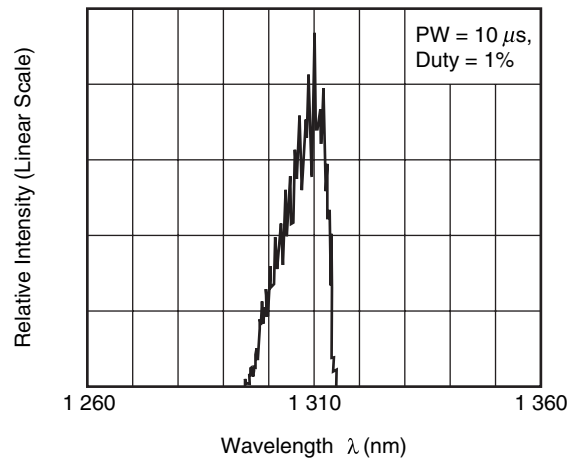
\*1 ΔT = |T<sub>C</sub> - T<sub>LD</sub>|

**TYPICAL CHARACTERISTICS (T<sub>c</sub> = 25°C, unless otherwise specified)**

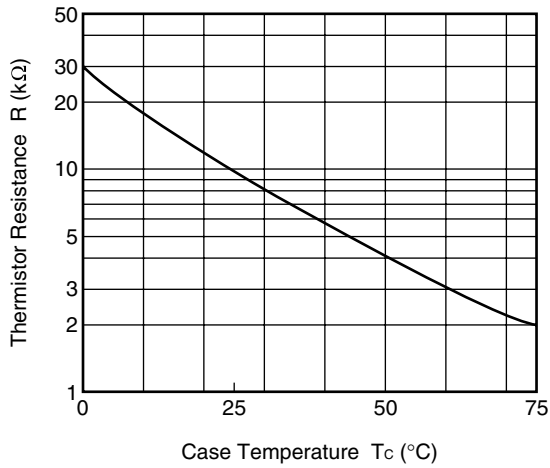
**OPTICAL OUTPUT POWER FROM FIBER vs. PULSED FORWARD CURRENT**



**SPECTRUM**



**THERMISTOR RESISTANCE vs. CASE TEMPERATURE**



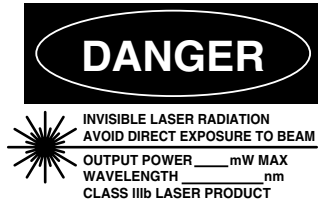
**Remark** The graphs indicate nominal characteristics.

**REFERENCE**

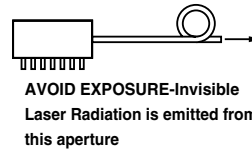
| Document Name                                   | Document No. |
|---|--------------|
| Opto-Electronics Devices Pamphlet <sup>*1</sup> | PX10160E     |

\*1 Published by the former NEC Electronics Corporation.

**SAFETY INFORMATION ON THIS PRODUCT**



**SEMICONDUCTOR LASER**



|                                     |   |
|-------------------------------------|---|
| <p><b>Warning</b> Laser Beam</p>    | <p>A laser beam is emitted from this diode during operation. The laser beam, visible or invisible, directly or indirectly, may cause injury to the eye or loss of eyesight.</p> <ul style="list-style-type: none"> <li>• Do not look directly into the laser beam.</li> <li>• Avoid exposure to the laser beam, any reflected or collimated beam.</li> </ul>  |
| <p><b>Caution</b> GaAs Products</p> | <p>This product uses gallium arsenide (GaAs). GaAs vapor and powder are hazardous to human health if inhaled or ingested, so please observe the following points.</p> <ul style="list-style-type: none"> <li>• Follow related laws and ordinances when disposing of the product. If there are no applicable laws and/or ordinances, dispose of the product as recommended below.             <ol style="list-style-type: none"> <li>1. Commission a disposal company able to (with a license to) collect, transport and dispose of materials that contain arsenic and other such industrial waste materials.</li> <li>2. Exclude the product from general industrial waste and household garbage, and ensure that the product is controlled (as industrial waste subject to special control) up until final disposal.</li> </ol> </li> <li>• Do not burn, destroy, cut, crush, or chemically dissolve the product.</li> <li>• Do not lick the product or in any way allow it to enter the mouth.</li> </ul> |
| <p><b>Caution</b> Optical Fiber</p> | <p>A glass-fiber is attached on the product. Handle with care.</p> <ul style="list-style-type: none"> <li>• When the fiber is broken or damaged, handle carefully to avoid injury from the damaged part or fragments.</li> </ul>  |

|                         |                               |
|-------------------------|-------------------------------|
| <b>Revision History</b> | <b>NX7363JB-BC Data Sheet</b> |
|-------------------------|-------------------------------|

| Rev. | Date         | Description |   |
|------|--------------|-------------|---|
|      |              | Page        | Summary   |
| -    | May 2007     | -           | Previous No. : PL10661EJ01V0DS  |
| 2.00 | Sep 19, 2010 | p.3         | <b>ABSOLUTE MAXIMUM RATINGS</b><br>Storage Temperature : -40 to +70 -> -40 to +85 |

|   |
|---|
| All trademarks and registered trademarks are the property of their respective owners. |
|---|

## Notice

- All information included in this document is current as of the date this document is issued. Such information, however, is subject to change without any prior notice. Before purchasing or using any Renesas Electronics products listed herein, please confirm the latest product information with a Renesas Electronics sales office. Also, please pay regular and careful attention to additional and different information to be disclosed by Renesas Electronics such as that disclosed through our website.
- Renesas Electronics does not assume any liability for infringement of patents, copyrights, or other intellectual property rights of third parties by or arising from the use of Renesas Electronics products or technical information described in this document. No license, express, implied or otherwise, is granted hereby under any patents, copyrights or other intellectual property rights of Renesas Electronics or others.
- You should not alter, modify, copy, or otherwise misappropriate any Renesas Electronics product, whether in whole or in part.
- Descriptions of circuits, software and other related information in this document are provided only to illustrate the operation of semiconductor products and application examples. You are fully responsible for the incorporation of these circuits, software, and information in the design of your equipment. Renesas Electronics assumes no responsibility for any losses incurred by you or third parties arising from the use of these circuits, software, or information.
- When exporting the products or technology described in this document, you should comply with the applicable export control laws and regulations and follow the procedures required by such laws and regulations. You should not use Renesas Electronics products or the technology described in this document for any purpose relating to military applications or use by the military, including but not limited to the development of weapons of mass destruction. Renesas Electronics products and technology may not be used for or incorporated into any products or systems whose manufacture, use, or sale is prohibited under any applicable domestic or foreign laws or regulations.
- Renesas Electronics has used reasonable care in preparing the information included in this document, but Renesas Electronics does not warrant that such information is error free. Renesas Electronics assumes no liability whatsoever for any damages incurred by you resulting from errors in or omissions from the information included herein.
- Renesas Electronics products are classified according to the following three quality grades: "Standard", "High Quality", and "Specific". The recommended applications for each Renesas Electronics product depends on the product's quality grade, as indicated below. You must check the quality grade of each Renesas Electronics product before using it in a particular application. You may not use any Renesas Electronics product for any application categorized as "Specific" without the prior written consent of Renesas Electronics. Further, you may not use any Renesas Electronics product for any application for which it is not intended without the prior written consent of Renesas Electronics. Renesas Electronics shall not be in any way liable for any damages or losses incurred by you or third parties arising from the use of any Renesas Electronics product for an application categorized as "Specific" or for which the product is not intended where you have failed to obtain the prior written consent of Renesas Electronics. The quality grade of each Renesas Electronics product is "Standard" unless otherwise expressly specified in a Renesas Electronics data sheets or data books, etc.  
"Standard": Computers; office equipment; communications equipment; test and measurement equipment; audio and visual equipment; home electronic appliances; machine tools; personal electronic equipment; and industrial robots.  
"High Quality": Transportation equipment (automobiles, trains, ships, etc.); traffic control systems; anti-disaster systems; anti-crime systems; safety equipment; and medical equipment not specifically designed for life support.  
"Specific": Aircraft; aerospace equipment; submersible repeaters; nuclear reactor control systems; medical equipment or systems for life support (e.g. artificial life support devices or systems), surgical implantations, or healthcare intervention (e.g. excision, etc.), and any other applications or purposes that pose a direct threat to human life.
- You should use the Renesas Electronics products described in this document within the range specified by Renesas Electronics, especially with respect to the maximum rating, operating supply voltage range, movement power voltage range, heat radiation characteristics, installation and other product characteristics. Renesas Electronics shall have no liability for malfunctions or damages arising out of the use of Renesas Electronics products beyond such specified ranges.
- Although Renesas Electronics endeavors to improve the quality and reliability of its products, semiconductor products have specific characteristics such as the occurrence of failure at a certain rate and malfunctions under certain use conditions. Further, Renesas Electronics products are not subject to radiation resistance design. Please be sure to implement safety measures to guard them against the possibility of physical injury, and injury or damage caused by fire in the event of the failure of a Renesas Electronics product, such as safety design for hardware and software including but not limited to redundancy, fire control and malfunction prevention, appropriate treatment for aging degradation or any other appropriate measures. Because the evaluation of microcomputer software alone is very difficult, please evaluate the safety of the final products or system manufactured by you.
- Please contact a Renesas Electronics sales office for details as to environmental matters such as the environmental compatibility of each Renesas Electronics product. Please use Renesas Electronics products in compliance with all applicable laws and regulations that regulate the inclusion or use of controlled substances, including without limitation, the EU RoHS Directive. Renesas Electronics assumes no liability for damages or losses occurring as a result of your noncompliance with applicable laws and regulations.
- This document may not be reproduced or duplicated, in any form, in whole or in part, without prior written consent of Renesas Electronics.
- Please contact a Renesas Electronics sales office if you have any questions regarding the information contained in this document or Renesas Electronics products, or if you have any other inquiries.  
(Note 1) "Renesas Electronics" as used in this document means Renesas Electronics Corporation and also includes its majority-owned subsidiaries.  
(Note 2) "Renesas Electronics product(s)" means any product developed or manufactured by or for Renesas Electronics.



### SALES OFFICES

Renesas Electronics Corporation

<http://www.renesas.com>

Refer to "<http://www.renesas.com/>" for the latest and detailed information.

**Renesas Electronics America Inc.**  
2880 Scott Boulevard Santa Clara, CA 95050-2554, U.S.A.  
Tel: +1-408-588-6000, Fax: +1-408-588-6130

**Renesas Electronics Canada Limited**  
1101 Nicholson Road, Newmarket, Ontario L3Y 9C3, Canada  
Tel: +1-905-898-5441, Fax: +1-905-898-3220

**Renesas Electronics Europe Limited**  
Dukes Meadow, Millboard Road, Bourne End, Buckinghamshire, SL8 5FH, U.K  
Tel: +44-1628-585-100, Fax: +44-1628-585-900

**Renesas Electronics Europe GmbH**  
Arcadiastrasse 10, 40472 Düsseldorf, Germany  
Tel: +49-211-6503-0, Fax: +49-211-6503-1327

**Renesas Electronics (China) Co., Ltd.**  
7th Floor, Quantum Plaza, No.27 ZhichunLu Haidian District, Beijing 100083, P.R.China  
Tel: +86-10-8235-1155, Fax: +86-10-8235-7679

**Renesas Electronics (Shanghai) Co., Ltd.**  
Unit 204, 205, AZIA Center, No.1233 Lujiazui Ring Rd., Pudong District, Shanghai 200120, China  
Tel: +86-21-5877-1818, Fax: +86-21-6887-7858 / -7898

**Renesas Electronics Hong Kong Limited**  
Unit 1601-1613, 16/F., Tower 2, Grand Century Place, 193 Prince Edward Road West, Mongkok, Kowloon, Hong Kong  
Tel: +852-2886-9318, Fax: +852-2886-9022/9044

**Renesas Electronics Taiwan Co., Ltd.**  
7F, No. 363 Fu Shing North Road Taipei, Taiwan, R.O.C.  
Tel: +886-2-8175-9600, Fax: +886-2-8175-9670

**Renesas Electronics Singapore Pte. Ltd.**  
1 HarbourFront Avenue, #06-10, Keppel Bay Tower, Singapore 098632  
Tel: +65-6213-0200, Fax: +65-6278-8001

**Renesas Electronics Malaysia Sdn.Bhd.**  
Unit 906, Block B, Menara Amcorp, Amcorp Trade Centre, No. 18, Jln Persiaran Barat, 46050 Petaling Jaya, Selangor Darul Ehsan, Malaysia  
Tel: +60-3-7955-9390, Fax: +60-3-7955-9510

**Renesas Electronics Korea Co., Ltd.**  
11F., Samik Laviel' or Bldg., 720-2 Yeoksam-Dong, Kangnam-Ku, Seoul 135-080, Korea  
Tel: +82-2-558-3737, Fax: +82-2-558-5141