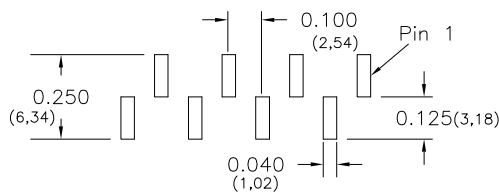
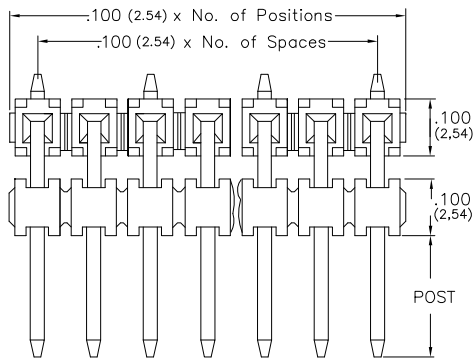
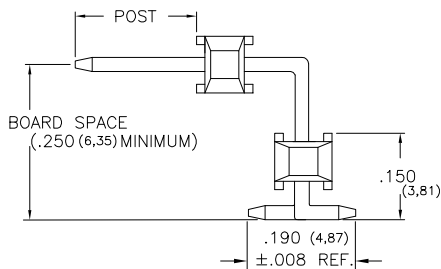
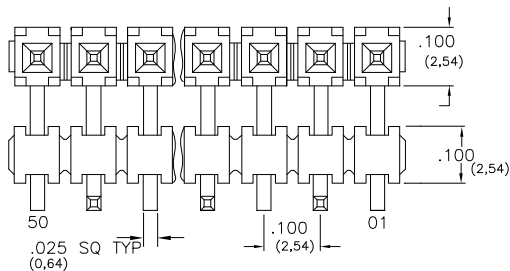


Major League Electronics .100 cl Board Stacker Terminal Strips - Surface Mount - Right Angle Custom



Recommended P.C. Board Layout



Length (L) – Board Space (B) – .195 (4.95) = Post Height (P) Tails may be clipped to achieve desired pin length

Ordering Information

BSTCRSM-1 [XX] - S - [XX] - [XX] - [XX] - [XX] - M - [XX] - [X] - LF

Pins Per Row
01 - 50
Row Specification
S = Single Row

Lead Free

Packing Information
TR-P = Tape and Reel with Plastic Pick and Place pad
TB-P = Tube with Plastic Pick and Place pad
TB-0 = Tube without Pick and Place pad
If left blank, packaging at MLE's discretion
Pad may be metal, mylar or plastic

Footprint
M = Pin 1 right

Polarized Position
Leave blank if not needed
If required, specify empty pin position, e.g. 012 for Pin 12

Desired Board Space
Please specify
e.g. .200 (5.08) = 200
.250 (6.35) Minimum

Pin Options		
Post Length		
.630	16.00mm	16
.730	18.54mm	20
.830	21.08mm	22
.930	23.62mm	24
1.030	26.16mm	26
1.130	28.70mm	28
1.230	31.24mm	30
1.330	33.78mm	32
1.430	36.32mm	34
1.530	38.86mm	36

Plating Options	
T	- Matte Tin All Over
G	- 10µ Gold on Contact area / Flash on tail
GT	- 10µ Gold on Contact Area / Matte Tin on Tail
H	- 30µ Gold on Contact Area / Matte Tin on Tail
F	- Gold Flash over Entire Pin

Specifications

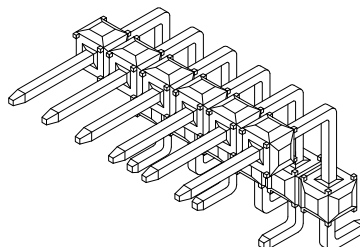
Current Rating: 3.0 Ampere
Insulation Resistance: 1000MΩ Min.
Dielectric Withstanding: 600V AC
Contact Resistance: 20 mΩ Max.
Operating Temperature: -40°C to + 105°C
Max. Process Temperature:
Peak: 260°C up to 20 secs.
Process: 230°C up to 60 secs.
Wave: 260°C up to 6 secs.
Reflow: 260°C up to 10 secs.
Manual Solder: 350°C up to 5 secs.

Materials

Contact Material: Phosphor Bronze
Insulator Material: Nylon 6T
Plating: Au or Sn over 50µ" (1.27) Ni

Mates with:

BCSS,
BSSH,
BSSHC,
BSSQ,
BSSQM,
LBCSS,
LSMBC,
LSWSS,
SMBC,
SSHQ,
SSHQR,
SSHR,
SSHS,
SSHSM



Products cut to specific sizes are uncancellable/nonreturnable

Parts are subject to change without notice

BSTCRSM-1-SM SERIES

.100 cl Single Row - Right Angle Custom
Board Stacker Terminal Strip - Surface Mount

29 JAN 07

Scale
NTS

UNLESS OTHERWISE SPECIFIED
DIMENSIONS IN INCHES (MM)
TOLERANCES ARE:

ONE PLACE DECIMALS ±.100
TWO PLACE DECIMALS ±.010
THREE PLACE DECIMALS ±.005
FOUR PLACE DECIMALS ±.0020
ANGLES
±.5°



4235 Earnings Way, New Albany, Indiana, 47150, USA
1-800-782-3486 (USA/Canada/Mexico)
Tel: 812-944-7244
Fax: 812-944-7268
E-mail: mle@mlelectronics.com
Web: www.mlelectronics.com

Edition
1

Sheet
1/1