

THE INFORMATION CONTAINED HEREIN IS CONSIDERED
 'PROPRIETARY' TO BEL FUSE INC. AND SHALL NOT BE
 COPIED, REPRODUCED OR DISCLOSED WITHOUT THE
 WRITTEN APPROVAL OF BEL FUSE INC.

ELECTRICAL CHARACTERISTICS (@25°C)

NOMINAL TURNS RATIO:
 (8-6) : (1-4) 1 : 1.22
 CONNECT TERMINALS 2 TO 3 & 5 TO 7

DC RESISTANCE:
 (8-5) 0.55 Ω MAX
 (7-6) 0.55 Ω MAX
 (2-4) 0.52 Ω MAX
 (1-3) 0.52 Ω MAX

INDUCTANCE @ 100 kHz, 0.1 Vrms:
 (1-4) 100 μH ±5%
 CONNECT TERMINALS 2 TO 3

LEAKAGE INDUCTANCE:
 (1-4) 6 μH MAX
 CONNECT TERMINALS 2 TO 3 & 5 TO 7
 SHORT TERMINALS 5, 6, 7, & 8

DIRECT CAPACITANCE:
 BETWEEN (1-4) & (8-6) 20 pF MAX
 CONNECT TERMINALS 2 TO 3 & 5 TO 7

DISTRIBUTED CAPACITANCE
 (8-6) 20 pF MAX
 CONNECT 5 TO 7

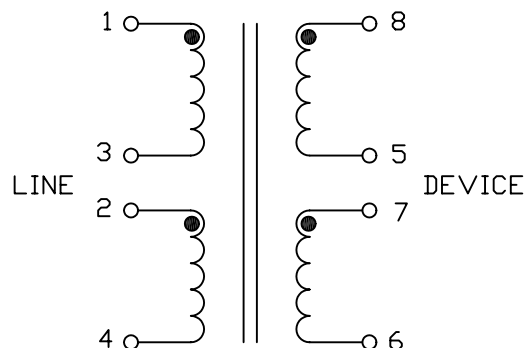
TOTAL HARMONIC DISTORTION
 4 Vrms, 100kHz, 100 Ω LINE -80 dB MAX

MINIMUM DIELECTRIC RATING:
 BETWEEN (1-4) & (8-6) 1500 Vrms
 CONNECT TERMINALS 2 TO 3 & 5 TO 7

COMPLIES WITH UL1950

OPERATING TEMPERATURE RANGE: -40°C TO +85°C

SCHEMATIC



| | | |
|--------------|----------|---------------------------|
| DRWN | DATE | TITLE |
| R. HARRIS\IN | 07-04-02 | ELECTRICAL SPECIFICATIONS |
| CHKD | DATE | |
| J. BERRY\KEN | 07-04-02 | |

| | |
|------------------------|-----------------|
| PART NO. / DRAWING NO. | FILE NAME |
| S560-6600-GM | S5606600GMB.DWG |

| | |
|---------------|------------------------------|
| STANDARD DIM. | [] METRIC DIM. AS REFERENCE |
| TOL. IN INCH | UNIT : INCH [mm] |
| .X | SCALE : N/A |
| .XX | REV. : B |
| .XXX | SIZE : A4 |
| | PAGE : 2 |

| | |
|---------------|------------------------------|
| STANDARD DIM. | [] METRIC DIM. AS REFERENCE |
| TOL. IN INCH | UNIT : INCH [mm] |
| .X | SCALE : N/A |
| .XX | REV. : B |
| .XXX | SIZE : A4 |
| | PAGE : 2 |

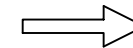
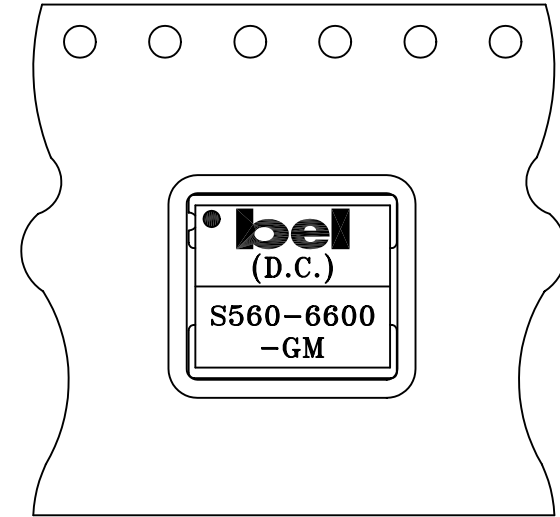
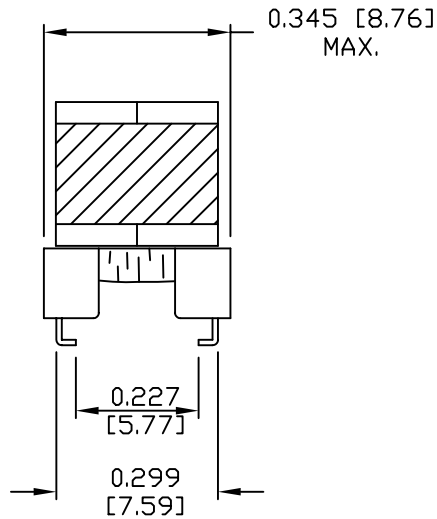
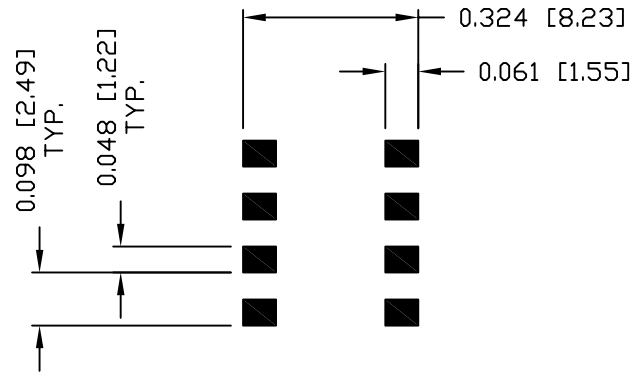
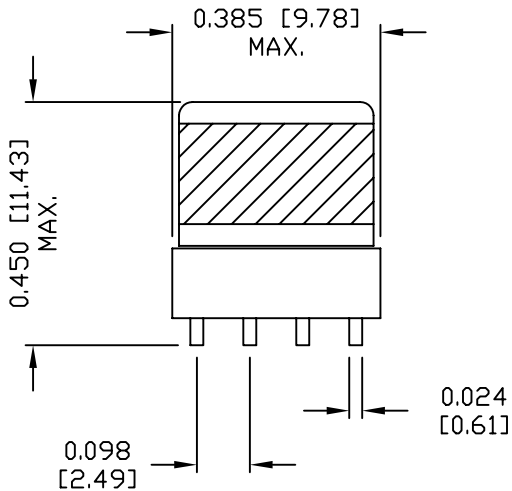
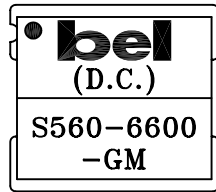
| | |
|---------------|------------------------------|
| STANDARD DIM. | [] METRIC DIM. AS REFERENCE |
| TOL. IN INCH | UNIT : INCH [mm] |
| .X | SCALE : N/A |
| .XX | REV. : B |
| .XXX | SIZE : A4 |
| | PAGE : 2 |

| | |
|---------------|------------------------------|
| STANDARD DIM. | [] METRIC DIM. AS REFERENCE |
| TOL. IN INCH | UNIT : INCH [mm] |
| .X | SCALE : N/A |
| .XX | REV. : B |
| .XXX | SIZE : A4 |
| | PAGE : 2 |



THE INFORMATION CONTAINED HEREIN IS CONSIDERED "PROPRIETARY" TO BEL FUSE INC. AND SHALL NOT BE COPIED, REPRODUCED OR DISCLOSED WITHOUT THE WRITTEN APPROVAL OF BEL FUSE INC.

SUGGESTED PAD LAYOUT



USER FEED DIRECTION

ORIENTATION OF COMPONENT INSIDE POCKET

NOTES:

- STANDARD MARKING REFER TO DOC. HAND-WORK-04.
- PACKAGE CODE: "WPS001".

| | |
|---------------------------------|-----------|
| TAPE WIDTH | 24MM |
| POCKET PITCH | 16MM |
| QUANTITY OF COMPONENTS PER REEL | 300 |
| PLASTIC REEL OUTER DIAMETER | 13 INCHES |
| PLASTIC REEL HUB DIAMETER | 4 INCHES |
| COMPLY WITH EIA 481-2-A | |

| | | |
|---------------|----------|---------------------------|
| DRWN | DATE | TITLE |
| R. HARRIS\IN | 07-04-02 | MECHANICAL SPECIFICATIONS |
| CHKD | DATE | |
| J. BERRY\MANC | 07-04-02 | |

| | |
|------------------------|-----------------|
| PART NO. / DRAWING NO. | FILE NAME |
| S560-6600-GM | S5606600GMB.DWG |

| STANDARD DIM. TOL. IN INCH | | [] METRIC DIM. AS REFERENCE | |
|----------------------------|---|------------------------------|-----------|
| .X | / | UNIT : INCH [mm] | REV. : B |
| .XX | | SCALE : N/A | SIZE : A4 |
| .XXX | | ±0.005 | PAGE : 3 |

