

### Features

- Frequency Range: 10~200MHz
- Active Bias Design Supply Temperature Compensation
- Standard Hermetic Package
- Operating Temperature Range: -55°C ~ +85°C

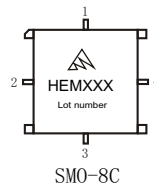
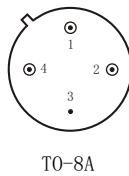
### Specifications (50 Ω, V<sub>CC</sub> = +15V, T<sub>A</sub> = -55°C ~ +85°C)

Parameter	Symbol	Unit	Guaranteed	Typical
Frequency Range	f <sub>L</sub> ~f <sub>H</sub>	MHz	10~200	10~300
Gain	G <sub>p</sub>	dB	≥32.0	33.5
Gain Flatness	ΔG <sub>p</sub>	dB	≤±0.5	--
Noise Figure	F <sub>n</sub>	dB	≤1.5Δ	1.4
Input VSWR	VSWR <sub>i</sub>	--	≤1.5:1Δ	1.3:1
Output VSWR	VSWR <sub>o</sub>	--	≤1.5:1Δ	1.3:1
Output Power @ 1dB Compression	P <sub>-1</sub>	dBm	≥6.0 * Δ	8.0
DC Current	I <sub>cc</sub>	mA	--	38

- 1) \*f = 100MHz; "Δ" T<sub>A</sub> = 24 ± 1°C;
- 2) The G<sub>p</sub> and P<sub>-1</sub> will be reduced 1dB and 3dB respectively under operating at 12VDC (I<sub>cc</sub> = 32mA Typ).

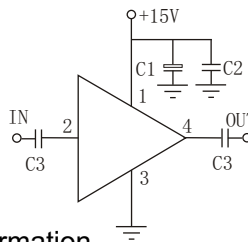
### Maximum Rating

DC Voltage : +17VDC  
 RF Input: +10dBm  
 Storage Temp: +125°C



### Application Notes

1. Typical application shown as right, C<sub>1</sub> = 3.3~22 μF; C<sub>2</sub> = 3300~6800pF; C<sub>3</sub> = 1000pF;
2. Interchanged directly with UTO-250 from HP Company;
3. See assembly section for mounting information
4. Connectorized package(SMA-1) available



### Typical Curves

