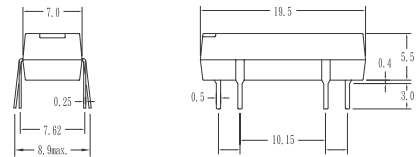
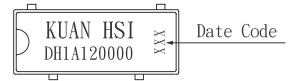


Features

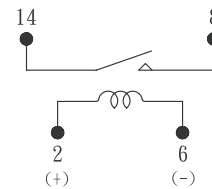
1. Molded epoxy body.
2. Dip type construction with the same terminal pitch as ICs or TTLs simplifies PC board designing. In addition, the high sensitivity allows direct driving by TTL, etc.
3. Automatic insertion compatible.
4. Sealed construction permits automatic flow soldering and cleaning.
5. High breakdown 4KV for coil and contact.
6. Diode is available.

Outside Dimension:Unit (mm)



TOLERANCE : ± 0.1mm

Schematic:Top View



Coil Ratings

(AT 20°C)

Parameter	Rating	Unit
Coil Resistance	1000	Ω (±10%)
Nominal Coil Current	12	VDC
Maximun Continuous Voltage	20	VDC
Must Operate	9.0	VDC
Must Release	1.2	VDC
Rated Current	12	mA

Electrical Characteristics

Parameter	Rating	Unit
Contact Resistance	100	m Ω (max)
Operate Time	0.5	ms(max)
Bounce Time	0.5	ms(max)
Release Time	0.2	ms(max)
Insulation Resistance (100VDC)	10 ¹¹	Ω (min)
Power	10	VA(max)
Switching Voltage	200	VDC(max)
Switching Current	0.5	A(max)
Carry Current	1.0	A(max)
Breakdown Voltage (Across Open Contact)	250	VDC(min)
(Between Coil & Contact)	4000	VAC(min)
Life Expectancy (Signal Level)	10 ⁸	
Operating Temp	-40 to 85	°C
Storage Temp	-50 to125	°C
Resonant Frequency	3.5	KHZ
Vibration (10-2000HZ)	20	g(max)
Minimun Permissible Load	100	mVDC 10uA