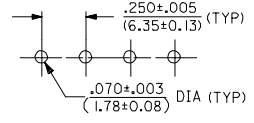


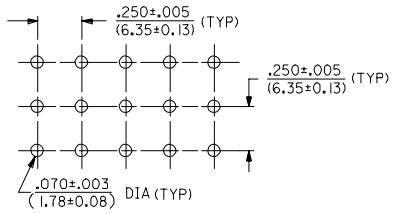
SEE CHARTS FOR "A" DIMENSION

P.C. BOARD MOUNTING DIMENSIONS

2, 3, & 4 POSITION HEADER ASSEMBLIES



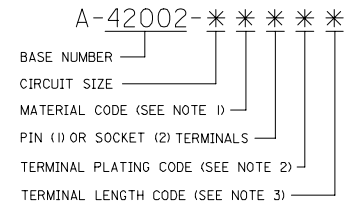
6, 9, 12 & 15 POSITION HEADER ASSEMBLIES



NOTES:

- 1) MATERIAL CODES:  
 "A"= NYLON 6/6, 94V-2, NATURAL  
 "B"= POLYESTER, 94V-0, BRICK RED  
 "C"= PLOYESTER, 94V-0, WHITE/NATURAL
- 2) PLATING CODES:  
 A = TIN 140m.I (3.50 MICRONS) TO 240m.I ( 6.00 MICRONS).  
 "B" = 30 m.I./(.076 MICRONS) MINIMUM SELECT GOLD, AND  
 100 m.I./(.254 MICRONS) MINIMUM SELECT TIN.  
 50 m.I./(.127 MICRONS) MINIMUM NICKEL OVERALL.
- 3) TERMINAL LENGTH CODES:  
 1= TERMINAL FOR .062/(1.57) THICK PC BOARD  
 2= TERMINAL FOR .125/(3.18) THICK PC BOARD
- 4) DIMENSIONS ARE FOR REFERENCE ONLY UNLESS INDICATED OTHERWISE.
- 5) HEADER ASSEMBLY HOUSINGS MATE WITH :  
 - PLUG HOUSINGS, .084/(2.13) DIA. SERIES: (42021-\*\*)
- 6) CONTACTS ARE ON .250/(6.35) GRID CENTERLINE SPACING.

LEGEND:



ENTER DESCRIPTION EC NO: 12005-0180 DRWNS: SSUDHIR 2006/01/20 CHKDG: JLOWE 2006/01/20 APPR: KPRASAD 2006/01/23 REV	QUALITY SYMBOLS	GENERAL TOLERANCES (UNLESS SPECIFIED) mm INCH 4 PLACES ±--- ±--- 3 PLACES ±--- ±--- 2 PLACES ±--- ±--- 1 PLACE ±--- ±--- ANGULAR ±---°	DIMENSION STYLE IN/MM	SCALE ---	DESIGN UNITS INCH	THIRD ANGLE PROJECTION	
	▽=0 ▽=0		DRAWN BY SSUDHIR 2004/06/08	DATE 2004/06/08	TITLE HEADER HOUSING ASSEMBLY .084/(2.13) DIA. SERIES		
	DRAFT WHERE APPLICABLE MUST REMAIN WITHIN DIMENSIONS	APPROVED BY GJLOWE 2004/06/08	DATE 2004/06/08	MOLEX INCORPORATED	MATERIAL NO. SEE CHART	DOCUMENT NO. SDA-42002-*****	SHEET NO. 1 OF 5
	SIZE A2	THIS DRAWING CONTAINS INFORMATION THAT IS PROPRIETARY TO MOLEX INCORPORATED AND SHOULD NOT BE USED WITHOUT WRITTEN PERMISSION					

PART NO.	ENG. NO.	CIRCUIT SIZE	HOUSING MATERIAL (SEE NOTE 1)	PIN (1) OR SOCKET (2) TERMINALS	TERMINAL PLATING (SEE NOTE 2)	TERMINAL LENGTH (SEE NOTE 3)	"A" DIM ±.015
10-84-4020	A-42002-2A1A1	2	A	1	A	1	.17/(4,3)
10-84-4021	A-42002-2B1A1		B	1	A	1	
10-84-5020	A-42002-2C1A1		C	1	A	1	
10-84-4022	A-42002-2A2A1		A	2	A	1	
10-84-4023	A-42002-2B2A1		B	2	A	1	
10-84-5021	A-42002-2C2A1		C	2	A	1	
PRELIMINARY	A-42002-2A1A2		A	1	A	2	.23/(5,8)
PRELIMINARY	A-42002-2B1A2		B	1	A	2	
PRELIMINARY	A-42002-2C1A2		C	1	A	2	
PRELIMINARY	A-42002-2A2A2		A	2	A	2	
PRELIMINARY	A-42002-2B2A2		B	2	A	2	
PRELIMINARY	A-42002-2C2A2		C	2	A	2	
10-84-4030	A-42002-3A1A1	3	A	1	A	1	.17/(4,3)
10-84-4031	A-42002-3B1A1		B	1	A	1	
10-84-5030	A-42002-3C1A1		C	1	A	1	
10-84-4032	A-42002-3A2A1		A	2	A	1	
10-84-4033	A-42002-3B2A1		B	2	A	1	
10-84-5031	A-42002-3C2A1		C	2	A	1	
PRELIMINARY	A-42002-3A1A2		A	1	A	2	.23/(5,8)
PRELIMINARY	A-42002-3B1A2		B	1	A	2	
PRELIMINARY	A-42002-3C1A2		C	1	A	2	
PRELIMINARY	A-42002-3A2A2		A	2	A	2	
PRELIMINARY	A-42002-3B2A2		B	2	A	2	
PRELIMINARY	A-42002-3C2A2		C	2	A	2	
10-84-4040	A-42002-4A1A1	4	A	1	A	1	.17/(4,3)
10-84-4041	A-42002-4B1A1		B	1	A	1	
10-84-5040	A-42002-4C1A1		C	1	A	1	
10-84-4042	A-42002-4A2A1		A	2	A	1	
10-84-4043	A-42002-4B2A1		B	2	A	1	
10-84-5041	A-42002-4C2A1		C	2	A	1	
PRELIMINARY	A-42002-4A1A2		A	1	A	2	.23/(5,8)
PRELIMINARY	A-42002-4B1A2		B	1	A	2	
PRELIMINARY	A-42002-4C1A2		C	1	A	2	
PRELIMINARY	A-42002-4A2A2		A	2	A	2	
PRELIMINARY	A-42002-4B2A2		B	2	A	2	
PRELIMINARY	A-42002-4C2A2		C	2	A	2	
10-84-4060	A-42002-6A1A1	6	A	1	A	1	.17/(4,3)
10-84-4061	A-42002-6B1A1		B	1	A	1	
10-84-5060	A-42002-6C1A1		C	1	A	1	
10-84-4062	A-42002-6A2A1		A	2	A	1	
10-84-4063	A-42002-6B2A1		B	2	A	1	
10-84-5061	A-42002-6C2A1		C	2	A	1	
PRELIMINARY	A-42002-6A1A2		A	1	A	2	.23/(5,8)
PRELIMINARY	A-42002-6B1A2		B	1	A	2	
PRELIMINARY	A-42002-6C1A2		C	1	A	2	
PRELIMINARY	A-42002-6A2A2		A	2	A	2	
PRELIMINARY	A-42002-6B2A2		B	2	A	2	
PRELIMINARY	A-42002-6C2A2		C	2	A	2	
10-84-4090	A-42002-9A1A1	9	A	1	A	1	.17/(4,3)
10-84-4091	A-42002-9B1A1		B	1	A	1	
10-84-5090	A-42002-9C1A1		C	1	A	1	
10-84-4092	A-42002-9A2A1		A	2	A	1	
10-84-4093	A-42002-9B2A1		B	2	A	1	
10-84-5091	A-42002-9C2A1		C	2	A	1	
PRELIMINARY	A-42002-9A1A2		A	1	A	2	.23/(5,8)
PRELIMINARY	A-42002-9B1A2		B	1	A	2	
PRELIMINARY	A-42002-9C1A2		C	1	A	2	
PRELIMINARY	A-42002-9A2A2		A	2	A	2	
PRELIMINARY	A-42002-9B2A2		B	2	A	2	
PRELIMINARY	A-42002-9C2A2		C	2	A	2	

**LEGEND:**

A-42002-\*\*\* \*\* \*\* \*

BASE NUMBER

CIRCUIT SIZE

MATERIAL CODE (SEE NOTE 1)

PIN (1) OR SOCKET (2) TERMINALS

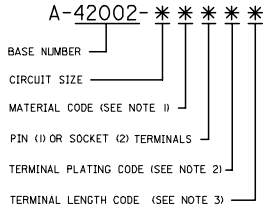
TERMINAL PLATING CODE (SEE NOTE 2)

TERMINAL LENGTH CODE (SEE NOTE 3)

EC NO. 12005-0180 DRAWN BY: SSUDHIR 2006/01/20 CHECKED BY: SSUDHIR 2006/01/20 APPROVED BY: (APPROPRIATE) 2006/01/20	QUALITY SYMBOLS 	GENERAL TOLERANCES (UNLESS SPECIFIED) mm INCH 4 PLACES ± --- ± --- 3 PLACES ± --- ± --- 2 PLACES ± --- ± --- 1 PLACE ± --- ± ---		DIMENSION STYLE IN/MM	SCALE 1:1	DESIGN UNITS INCH	THIRD ANGLE PROJECTION
		DRAFT WHERE APPLICABLE MUST REMAIN WITHIN DIMENSIONS		DRAWN BY: SSUDHIR 2004/06/08 CHECKED BY: GJLOWE 2004/06/08 APPROVED BY: GJLOWE 2004/06/08	TITLE HEADER HOUSING ASSEMBLIES .084/(2.13) DIA. SERIES	MOLEX INCORPORATED	SHEET NO. 2 OF 5

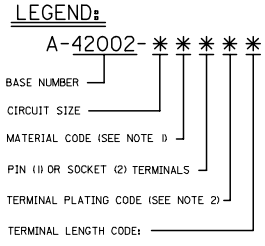
PART NO.	ENG. NO.	CIRCUIT SIZE	HOUSING MATERIAL (SEE NOTE 1)	PIN (1) OR SOCKET (2) TERMINALS	TERMINAL PLATING (SEE NOTE 2)	TERMINAL LENGTH (SEE NOTE 3)	*A* DIM ±.015
IO-84-4I20	A-42002-12A1A1	12	A	1	A	1	.17/(4,3)
IO-84-4I21	A-42002-12B1A1		B	1	A	1	
IO-84-5I20	A-42002-12C1A1		C	1	A	1	
IO-84-4I22	A-42002-12A2A1		A	2	A	1	
IO-84-4I23	A-42002-12B2A1		B	2	A	1	
IO-84-5I21	A-42002-12C2A1		C	2	A	1	
PRELIMINARY	A-42002-12A1A2		A	1	A	2	.23/(5,8)
PRELIMINARY	A-42002-12B1A2		B	1	A	2	
PRELIMINARY	A-42002-12C1A2		C	1	A	2	
PRELIMINARY	A-42002-12A2A2		A	2	A	2	
PRELIMINARY	A-42002-12B2A2		B	2	A	2	
PRELIMINARY	A-42002-12C2A2		C	2	A	2	
IO-84-4I50	A-42002-15A1A1	15	A	1	A	1	.17/(4,3)
IO-84-4I51	A-42002-15B1A1		B	1	A	1	
IO-84-5I50	A-42002-15C1A1		C	1	A	1	
IO-84-4I52	A-42002-15A2A1		A	2	A	1	
IO-84-4I53	A-42002-15B2A1		B	2	A	1	
IO-84-5I51	A-42002-15C2A1		C	2	A	1	
PRELIMINARY	A-42002-15A1A2		A	1	A	2	.23/(5,8)
PRELIMINARY	A-42002-15B1A2		B	1	A	2	
PRELIMINARY	A-42002-15C1A2		C	1	A	2	
PRELIMINARY	A-42002-15A2A2		A	2	A	2	
PRELIMINARY	A-42002-15B2A2		B	2	A	2	
PRELIMINARY	A-42002-15C2A2		C	2	A	2	

**LEGEND:**



EC NO. 12005-0180 DRAWN BY: DRINGSUDHIR 2004/01/20 CHECKED BY: CHIKOSUDHIR 2006/01/20 APPROVED BY: APPRKRASUD 2006/01/23	QUALITY SYMBOLS	GENERAL TOLERANCES (UNLESS SPECIFIED)	DIMENSION STYLE	SCALE	DESIGN UNITS	THIRD ANGLE PROJECTION															
		<table border="1"> <tr><th></th><th>mm</th><th>INCH</th></tr> <tr><td>4 PLACES</td><td>±----</td><td>±----</td></tr> <tr><td>3 PLACES</td><td>±----</td><td>±----</td></tr> <tr><td>2 PLACES</td><td>±----</td><td>±----</td></tr> <tr><td>1 PLACE</td><td>±----</td><td>±----</td></tr> </table>		mm	INCH	4 PLACES	±----	±----	3 PLACES	±----	±----	2 PLACES	±----	±----	1 PLACE	±----	±----	IN/MM	1:1	INCH	
		mm	INCH																		
	4 PLACES	±----	±----																		
3 PLACES	±----	±----																			
2 PLACES	±----	±----																			
1 PLACE	±----	±----																			
DESCRIPTION	DRAWN BY: SSUDHIR 2004/06/08 CHECKED BY: GJLOWE 2004/06/08 APPROVED BY: GJLOWE 2004/06/08	DATE	DATE	DATE	TITLE																
	DRAFT WHERE APPLICABLE MUST REMAIN WITHIN DIMENSIONS	SEE CHART	MATERIAL NO. SDA-42002-*****	DOCUMENT NO. SDA-42002-*****	SHEET NO. 3 OF 3																

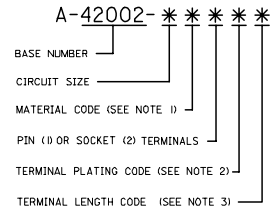
PART NO.	ENG. NO.	CIRCUIT SIZE	HOUSING MATERIAL (SEE NOTE 1)	PIN (1) OR SOCKET (2) TERMINALS	TERMINAL PLATING (SEE NOTE 2)	TERMINAL LENGTH (SEE NOTE 3)	"A" DIM ±.015
IO-84-4024	A-42002-2A1B1	2	A	1	B	1	.17/(4,3)
IO-84-4025	A-42002-2B1B1		B	1	B	1	
IO-84-5022	A-42002-2C1B1		C	1	B	1	
IO-84-4026	A-42002-2A2B1		A	2	B	1	
IO-84-4027	A-42002-2B2B1		B	2	B	1	
IO-84-5023	A-42002-2C2B1		C	2	B	1	
PRELIMINARY	A-42002-2A1B2		A	1	B	2	.23/(5,8)
PRELIMINARY	A-42002-2B1B2		B	1	B	2	
PRELIMINARY	A-42002-2C1B2		C	1	B	2	
PRELIMINARY	A-42002-2A2B2		A	2	B	2	
PRELIMINARY	A-42002-2B2B2	B	2	B	2		
PRELIMINARY	A-42002-2C2B2	C	2	B	2		
IO-84-4034	A-42002-3A1B1	3	A	1	B	1	.17/(4,3)
IO-84-4035	A-42002-3B1B1		B	1	B	1	
IO-84-5032	A-42002-3C1B1		C	1	B	1	
IO-84-4036	A-42002-3A2B1		A	2	B	1	
IO-84-4037	A-42002-3B2B1		B	2	B	1	
IO-84-5033	A-42002-3C2B1		C	2	B	1	
PRELIMINARY	A-42002-3A1B2		A	1	B	2	.23/(5,8)
PRELIMINARY	A-42002-3B1B2		B	1	B	2	
PRELIMINARY	A-42002-3C1B2		C	1	B	2	
PRELIMINARY	A-42002-3A2B2		A	2	B	2	
PRELIMINARY	A-42002-3B2B2	B	2	B	2		
PRELIMINARY	A-42002-3C2B2	C	2	B	2		
IO-84-4044	A-42002-4A1B1	4	A	1	B	1	.17/(4,3)
IO-84-4045	A-42002-4B1B1		B	1	B	1	
IO-84-5042	A-42002-4C1B1		C	1	B	1	
IO-84-4046	A-42002-4A2B1		A	2	B	1	
IO-84-4047	A-42002-4B2B1		B	2	B	1	
IO-84-5043	A-42002-4C2B1		C	2	B	1	
PRELIMINARY	A-42002-4A1B2		A	1	B	2	.23/(5,8)
PRELIMINARY	A-42002-4B1B2		B	1	B	2	
PRELIMINARY	A-42002-4C1B2		C	1	B	2	
PRELIMINARY	A-42002-4A2B2		A	2	B	2	
PRELIMINARY	A-42002-4B2B2	B	2	B	2		
PRELIMINARY	A-42002-4C2B2	C	2	B	2		
IO-84-4064	A-42002-6A1B1	6	A	1	B	1	.17/(4,3)
IO-84-4065	A-42002-6B1B1		B	1	B	1	
IO-84-5062	A-42002-6C1B1		C	1	B	1	
IO-84-4066	A-42002-6A2B1		A	2	B	1	
IO-84-4067	A-42002-6B2B1		B	2	B	1	
IO-84-5063	A-42002-6C2B1		C	2	B	1	
PRELIMINARY	A-42002-6A1B2		A	1	B	2	.23/(5,8)
PRELIMINARY	A-42002-6B1B2		B	1	B	2	
PRELIMINARY	A-42002-6C1B2		C	1	B	2	
PRELIMINARY	A-42002-6A2B2		A	2	B	2	
PRELIMINARY	A-42002-6B2B2	B	2	B	2		
PRELIMINARY	A-42002-6C2B2	C	2	B	2		
IO-84-4094	A-42002-9A1B1	9	A	1	B	1	.17/(4,3)
IO-84-4095	A-42002-9B1B1		B	1	B	1	
IO-84-5092	A-42002-9C1B1		C	1	B	1	
IO-84-4096	A-42002-9A2B1		A	2	B	1	
IO-84-4097	A-42002-9B2B1		B	2	B	1	
IO-84-5093	A-42002-9C2B1		C	2	B	1	
PRELIMINARY	A-42002-9A1B2		A	1	B	2	.23/(5,8)
PRELIMINARY	A-42002-9B1B2		B	1	B	2	
PRELIMINARY	A-42002-9C1B2		C	1	B	2	
PRELIMINARY	A-42002-9A2B2		A	2	B	2	
PRELIMINARY	A-42002-9B2B2	B	2	B	2		
PRELIMINARY	A-42002-9C2B2	C	2	B	2		



EC NO. 12005-0180 DRAWN BY: SSUDHIR 2006/01/20 CHECKED BY: CHIKOSUDHIR 2006/01/20 APPROVED BY: (APPROPRIATE)	QUALITY SYMBOLS ▽=0 ▽=0	GENERAL TOLERANCES (UNLESS SPECIFIED) .mm INCH		DIMENSION STYLE IN/MM		SCALE: 1:1	DESIGN UNITS: INCH	THIRD ANGLE PROJECTION
		4 PLACES ± --- ± --- 3 PLACES ± --- ± --- 2 PLACES ± --- ± --- 1 PLACE ± --- ± ---	DRAWN BY: SSUDHIR DATE: 2004/06/08 CHECKED BY: GJLOWE DATE: 2004/06/08 APPROVED BY: GJLOWE DATE: 2004/06/08	TITLE: ASSEMBLY, PIN AND SOCKET HEADERS .084/(2.13) DIA. SERIES		MOLEX INCORPORATED		
DRAFT WHERE APPLICABLE MUST REMAIN WITHIN DIMENSIONS		SEE CHART		THIS DRAWING CONTAINS INFORMATION THAT IS PROPRIETARY TO MOLEX INCORPORATED AND SHOULD NOT BE USED WITHOUT WRITTEN PERMISSION		DOCUMENT NO. SDA-42002-*****		SHEET NO. 4 OF 5

20	19	18	17	16	15	14	13	12	11	10	9	8	7	6	5	4	3	2	1	
PART NO.	ENG. NO.	CIRCUIT SIZE	HOUSING MATERIAL (SEE NOTE 1)	PIN (1) OR SOCKET (2) TERMINALS	TERMINAL PLATING (SEE NOTE 2)	TERMINAL LENGTH (SEE NOTE 3)	'A' DIM ±.015													
IO-84-4I24	A-42002-12A1B1	12	A	1	B	1	.17/(4,3)													
IO-84-4I25	A-42002-12B1B1		B	1	B	1														
IO-84-5I22	A-42002-12C1B1		C	1	B	1														
IO-84-4I26	A-42002-12A2B1		A	2	B	1														
IO-84-4I27	A-42002-12B2B1		B	2	B	1														
IO-84-5I23	A-42002-12C2B1		C	2	B	1														
PRELIMINARY	A-42002-12A1B2		A	1	B	2	.23/(5,8)													
PRELIMINARY	A-42002-12B1B2		B	1	B	2														
PRELIMINARY	A-42002-12C1B2		C	1	B	2														
PRELIMINARY	A-42002-12A2B2	A	2	B	2															
PRELIMINARY	A-42002-12B2B2	B	2	B	2															
PRELIMINARY	A-42002-12C2B2	C	2	B	2															
IO-84-4I54	A-42002-15A1B1	15	A	1	B	1	.17/(4,3)													
IO-84-4I55	A-42002-15B1B1		B	1	B	1														
IO-84-5I52	A-42002-15C1B1		C	1	B	1														
IO-84-4I56	A-42002-15A2B1		A	2	B	1														
IO-84-4I57	A-42002-15B2B1		B	2	B	1														
IO-84-5I53	A-42002-15C2B1		C	2	B	1														
PRELIMINARY	A-42002-15A1B2		A	1	B	2	.23/(5,8)													
PRELIMINARY	A-42002-15B1B2		B	1	B	2														
PRELIMINARY	A-42002-15C1B2		C	1	B	2														
PRELIMINARY	A-42002-15A2B2	A	2	B	2															
PRELIMINARY	A-42002-15B2B2	B	2	B	2															
PRELIMINARY	A-42002-15C2B2	C	2	B	2															

**LEGEND:**



EC NO. 12005-0180 DRAWINGSDHIR 2006/01/20 CHKDCSDHIR 2006/01/20 APPROVEDASD 2006/01/20	QUALITY SYMBOLS 	GENERAL TOLERANCES (UNLESS SPECIFIED)		DIMENSION STYLE	SCALE	DESIGN UNITS	THIRD ANGLE PROJECTION
		mm	INCH	IN/MM	1:1	INCH	
DRAFT WHERE APPLICABLE MUST REMAIN WITHIN DIMENSIONS	SIZE A 1	4 PLACES ±	±	DRAWN BY	DATE	TITLE	
		3 PLACES ±	±	SSUDHIR	2004/06/08	ASSEMBLY, PIN AND SOCKET HEADERS	
		2 PLACES ±	±	GJLOWE	2004/06/08	.084/(2.13) DIA. SERIES	
		1 PLACE ±	±	GJLOWE	2004/06/08	MOLEX INCORPORATED	
MATERIAL NO.		DOCUMENT NO.		SHEET NO.			
SEE CHART		SDA-42002-*****		5 OF 5			
THIS DRAWING CONTAINS INFORMATION THAT IS PROPRIETARY TO MOLEX INCORPORATED AND SHOULD NOT BE USED WITHOUT WRITTEN PERMISSION							