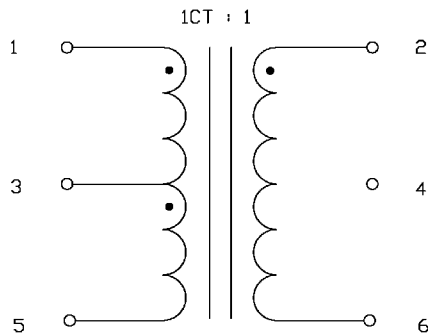


THE INFORMATION CONTAINED HEREIN IS CONSIDERED "PROPRIETARY" TO BEL FUSE INC. AND SHALL NOT BE COPIED, REPRODUCED OR DISCLOSED WITHOUT THE WRITTEN APPROVAL OF BEL FUSE INC.



PINOUTS



ELECTRICAL SPECIFICATIONS @ 25°C

URNS RATIO  
(1-3-5) : (2-6)

1CT : 1

POLARITY

PER DOT CONVENTION

DCL

PIN(1-5)

1.2mH MIN, @ 100kHz, 20mVrms

LL

PIN(1-5) (WITH 2-6 SHORTED)

0.8μH MAX, @ 100kHz, 20mVrms

Cw/w

PIN(1-5) TO (2-6)

30pF MAX, @ 100kHz, 20mVrms

DCR

PIN(1-5) = (2-6)

0.8 OHM MAX.

HIPOT

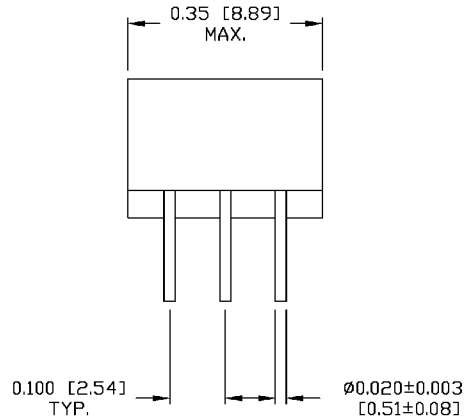
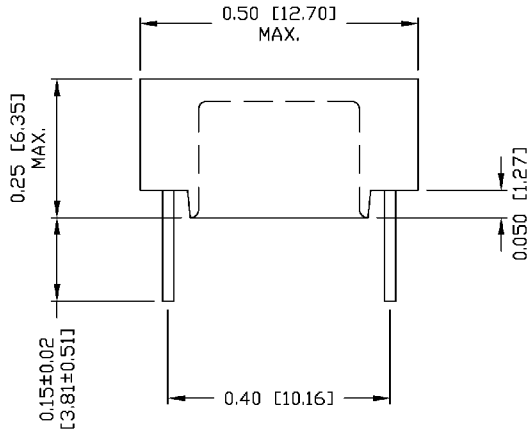
PER HAND-WORK-03

ORIGINATED BY	DATE	TITLE	PART NO. / DRAWING NO.	STANDARD DIM.	[ ] METRIC DIM. AS REFERENCE	 <small>COMPONENTS ARE CONNECTED PLANET</small>	
HD	05-16-06	ELECTRICAL SPECIFICATION 0553-0013-BC-F	I5530013BC-F	TOL. IN INCH	UNIT : INCH [mm] REV. : A		
DRAWN BY	DATE		FILE NAME	.X	SCALE : N/A		SIZE : A4
DQ Chen	05-16-06		I5530013BCFA.DWG	.XX			PAGE : 2
				.XXX			

THE INFORMATION CONTAINED HEREIN IS CONSIDERED "PROPRIETARY" TO BEL FUSE INC. AND SHALL NOT BE COPIED, REPRODUCED OR DISCLOSED WITHOUT THE WRITTEN APPROVAL OF BEL FUSE INC.



5 **bel** 6  
 3 0553- 4  
 1 0013-BC-F 2  
 ● (D.C.)



**NOTES:**

- STANDARD MARKING REFER TO DOC. HAND-WORK-04.
- PACKAGE CODE: "QWT001".

ORIGINATED BY	DATE	TITLE	PART NO. / DRAWING NO.	STANDARD DIM. TOL. IN INCH	[ ] METRIC DIM. AS REFERENCE
HD	05-16-06	MECHANICAL OUTLINE 0553-0013-BC-F	I5530013BC-F	.X	UNIT : INCH [mm] REV. : A
DRAWN BY	DATE		FILE NAME	.XX ±0.01	SCALE : N/A SIZE : A4
DQ Chen	05-16-06		I5530013BCFA.DWG	.XXX ±0.005	SCALE : N/A SIZE : A4
				⊕	PAGE : 3

