







PRODUCT DATASHEET

12VA PCB MOUNTED TRANSFORMER



-  Designed, manufactured and tested in accordance with;
BS3535, EN60742*, EN61558*, EN60950
-  CE Marked
-  Single 230V or Dual 115V primaries
-  Comprehensive choice of secondary voltages
-  Flame retardant bobbins and shrouds
-  Fully shrouded construction

Weight	0.4	Kg
Typical Regulation	12	%
Frequency	50/60	Hz
Max Ambient	25	°C
Bobbin Material	UL94-V0 Class "B" 130°C	

* requires additional over-current / over-temperature protection.

Please see sheet 2 for part numbers.



DAGNALL ELECTRONICS LIMITED

Shuttleworth Road, Elms Industrial Estate, Bedford. MK41 0EP UK
TEL +44(0)1234 330077 FAX +44(0)1234 330088
E-mail sales@dagnall-electronics.com

Iss 1 13/05/03
2 of 4

Part Numbers

Part No	Primary	Secondary	Recommended Secondary Fuse
D3016	230	6+6	1A
D3017	230	9+9	0.80A
D3018	230	12+12	0.50A
D3019	230	15+15	0.40A
D3020	115+115	6+6	1A
D3021	115+115	9+9	0.80A
D3022	115+115	12+12	0.50A
D3023	115+115	15+15	0.40A

Please see sheets 3 and 4 for dimensions, pin outs and connection information.

THIS DOCUMENT IS THE PROPERTY OF DAGNALL ELECTRONICS LIMITED WHICH HOLDS THE COPYRIGHT IN THE DRAWING AND ALL THE DESIGN RIGHTS IN THE PRODUCT OR COMPONENTS DESCRIBED. ANY INFORMATION SHALL NOT BE COPIED, REPRODUCED OR DIVULGED TO A THIRD PARTY NOR SHALL THE PRODUCT OR COMPONENTS BE MADE, COPIED OR REPRODUCED OR ITS EXISTENCE DISCLOSED TO A THIRD PARTY WITHOUT THE PRIOR CONSENT IN WRITING OF DAGNALL ELECTRONICS LIMITED. IN THE INTEREST OF TECHNICAL IMPROVEMENT AND/OR CUSTOMER SERVICE DAGNALL ELECTRONICS RESERVES THE RIGHT TO INTRODUCE MODIFIED SPECIFICATIONS TO ANY OF THE PRODUCTS ILLUSTRATED OR DESCRIBED IN THIS DATASHEET. E&OE

DAGNALL ELECTRONICS LIMITED

Shuttleworth Road, Elms Industrial Estate, Bedford. MK41 0EP UK

TEL +44(0)1234 330077 FAX +44(0)1234 330088

E-mail sales@dagnall-electronics.com

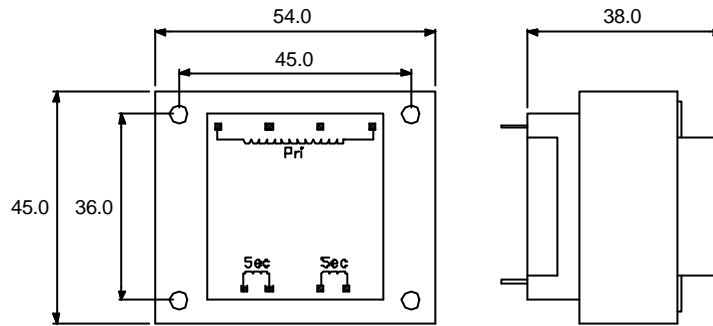
Issue 2. 23/6/03

3 of 4

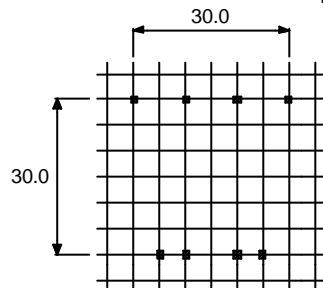
PRODUCT DATASHEET

12VA PCB MOUNTED TRANSFORMER

Outline Drawing 230V version



Pin Grid



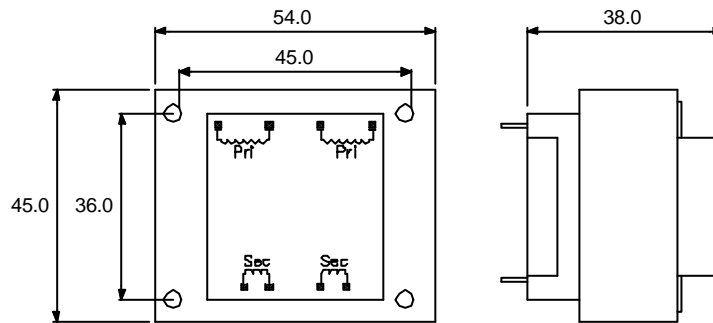
PCB Pins 0.8mm Sq

Pin length 5.0mm

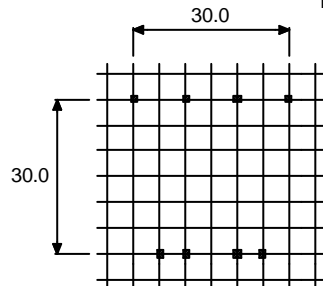
Hole size 1.5mm

5mm pin grid

Outline Drawing Dual 115V version



Pin Grid



PCB Pins 0.8mm Sq

Pin length 5.0mm

Hole size 1.5mm

5mm pin grid

DAGNALL ELECTRONICS LIMITED

Shuttleworth Road, Elms Industrial Estate, Bedford. MK41 0EP UK

TEL +44(0)1234 330077 FAX +44(0)1234 330088

E-mail sales@dagnall-electronics.com

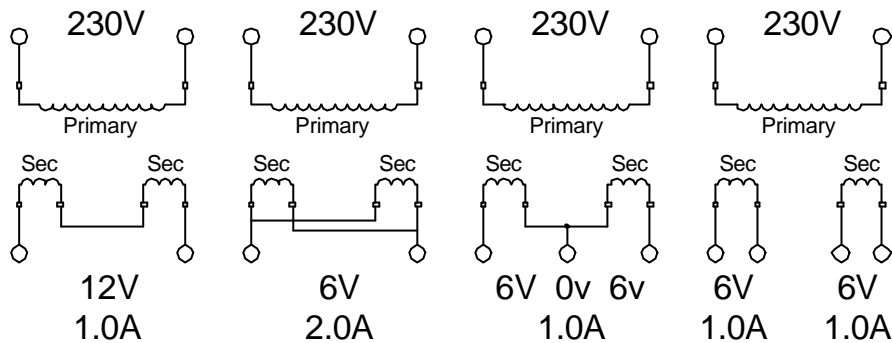
Issue 1. 14/05/03

4 of 4

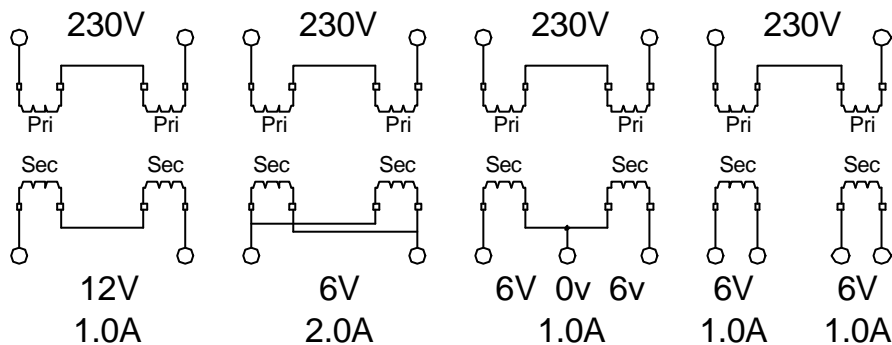
PRODUCT DATASHEET

12VA PCB MOUNTED TRANSFORMER

Connection Diagrams for D3016



Connection Diagrams for D3020 - 230V supply



Connection Diagrams for D3020 - 115V supply

