



MMBZ5221BV~MMBZ5267BV

SURFACE MOUNT SILICON ZENER DIODES

VOLTAGE 2.4 to 75 Volts **POWER** 200 mWatts

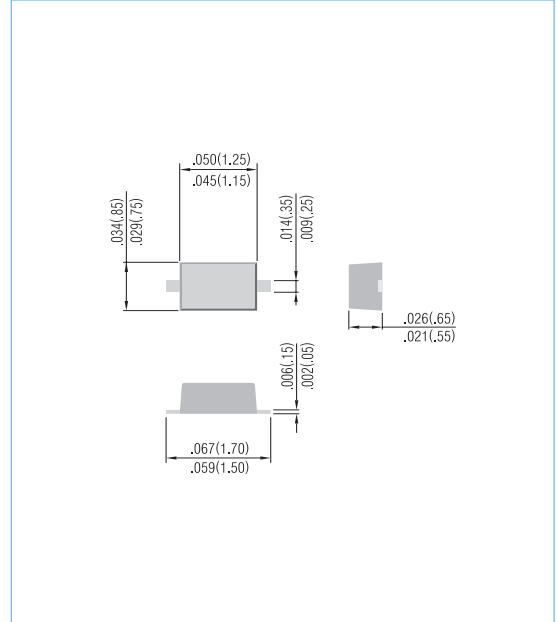
SOD-523 Unit: inch (mm)

FEATURES

- Planar Die construction
- 200mW Power Dissipation
- Zener Voltages from 2.4V~75V
- Ideally Suited for Automated Assembly Processes
- Pb free product : 99% Sn above can meet RoHS environment substance request

MECHANICAL DATA

- Case: SOD-523, Plastic
- Terminals: Solderable per MIL-STD-750, Method 2026
- Standard packaging : 8mm tape
- Weigh : approximately 0.002gram



MAXIMUM RATINGS AND ELECTRICAL CHARACTERISTICS

Parameter	Symbol	Value	Units
Power Dissipation @ $T_A = 25^\circ\text{C}$ (Note A)	P_D	200	mW
Operating Junction and Storage Temperature Range	T_J	-55 to +150	$^\circ\text{C}$

NOTES:

- Mounted on 5.0mm²(.013mm thick) land areas.
- Measured on 8.3ms, single half sine-wave or equivalent square wave, duty cycle = 4 pulses per minute maximum.



MMBZ5221BV~MMBZ5267BV

Part Number	Nominal Zener Voltage			Max. Zener Impedance				Max Reverse Leakage Current		Marking Code	Package
	Vz @ Izr			Zzt @ Izr		Zzk @ Izk		IR @ VR			
	Nom. V	Min. V	Max. V	Ω	mA	Ω	mA	μA	V		
MMBZ5221BV	2.4	2.28	2.52	30	20.0	1200	0.25	100	1.0	C1	SOD-523
MMBZ5222BV	2.5	2.38	2.63	30	20.0	1250	0.25	100	1.0	C2	SOD-523
MMBZ5223BV	2.7	2.57	2.84	30	20.0	1300	0.25	75	1.0	C3	SOD-523
MMBZ5225BV	3.0	2.85	3.15	30	20.0	1600	0.25	50	1.0	C5	SOD-523
MMBZ5226BV	3.3	3.14	3.47	28	20.0	1600	0.25	25	1.0	D1	SOD-523
MMBZ5227BV	3.6	3.42	3.78	24	20.0	1700	0.25	15	1.0	D2	SOD-523
MMBZ5228BV	3.9	3.71	4.10	23	20.0	1900	0.25	10	1.0	D3	SOD-523
MMBZ5229BV	4.3	4.09	4.52	22	20.0	2000	0.25	5.0	1.0	D4	SOD-523
MMBZ5230BV	4.7	4.47	4.94	19	20.0	1900	0.25	5.0	2.0	D5	SOD-523
MMBZ5231BV	5.1	4.85	5.36	17	20.0	1600	0.25	5.0	2.0	E1	SOD-523
MMBZ5232BV	5.6	5.32	5.88	11	20.0	1600	0.25	5.0	3.0	E2	SOD-523
MMBZ5233BV	6.0	5.70	6.30	7	20.0	1000	0.25	5.0	3.5	E3	SOD-523
MMBZ5234BV	6.2	5.89	6.51	7	20.0	1000	0.25	5.0	4.0	E4	SOD-523
MMBZ5235BV	6.8	6.46	7.14	5	20.0	750	0.25	3.0	5.0	E5	SOD-523
MMBZ5236BV	7.5	7.13	7.88	6	20.0	500	0.25	3.0	6.0	F1	SOD-523
MMBZ5237BV	8.2	7.79	8.61	8	20.0	500	0.25	3.0	6.5	F2	SOD-523
MMBZ5238BV	8.7	8.27	9.14	8	20.0	600	0.25	3.0	6.5	F3	SOD-523
MMBZ5239BV	9.1	8.65	9.56	10	20.0	600	0.25	3.0	7.0	F4	SOD-523
MMBZ5240BV	10	9.50	10.50	17	20.0	600	0.25	3.0	8.0	F5	SOD-523
MMBZ5241BV	11	10.45	11.55	22	20.0	600	0.25	3.0	8.4	H1	SOD-523
MMBZ5242BV	12	11.40	12.60	30	20.0	600	0.25	2.0	9.1	H2	SOD-523
MMBZ5243BV	13	12.35	13.65	13	9.5	600	0.25	1.0	9.9	H3	SOD-523
MMBZ5244BV	14	13.30	14.70	15	9.0	600	0.25	0.5	10.5	H4	SOD-523
MMBZ5245BV	15	14.25	15.75	16	8.5	600	0.25	0.5	11.0	H5	SOD-523
MMBZ5246BV	16	15.20	16.80	17	7.8	600	0.25	0.1	12.0	J1	SOD-523
MMBZ5247BV	17	16.15	17.85	19	7.4	600	0.25	0.1	13.0	J2	SOD-523
MMBZ5248BV	18	17.10	18.90	21	7.0	600	0.25	0.1	14.0	J3	SOD-523
MMBZ5249BV	19	18.05	19.95	23	6.6	600	0.25	0.1	14.0	J4	SOD-523
MMBZ5250BV	20	19.00	21.00	25	6.2	600	0.25	0.1	15.0	J5	SOD-523
MMBZ5251BV	22	20.90	23.10	29	5.6	600	0.25	0.1	17.0	K1	SOD-523
MMBZ5252BV	24	22.80	25.20	33	5.2	600	0.25	0.1	18.0	K2	SOD-523
MMBZ5253BV	25	23.75	26.25	35	5.0	600	0.25	0.1	19.0	K3	SOD-523
MMBZ5254BV	27	25.65	28.35	41	5.0	600	0.25	0.1	21.0	K4	SOD-523
MMBZ5255BV	28	26.60	29.40	44	4.5	600	0.25	0.1	21.0	K5	SOD-523
MMBZ5256BV	30	28.50	31.50	49	4.2	600	0.25	0.1	23.0	M1	SOD-523
MMBZ5257BV	33	31.35	34.65	58	3.8	700	0.25	0.1	25.0	M2	SOD-523
MMBZ5258BV	36	34.20	37.80	70	3.4	700	0.25	0.1	27.0	M3	SOD-523
MMBZ5259BV	39	37.05	40.95	80	3.2	800	0.25	0.1	30.0	M4	SOD-523
MMBZ5260BV	43	40.85	45.15	93	3.0	900	0.25	0.1	33.0	M5	SOD-523
MMBZ5261BV	47	44.65	49.35	105	2.7	1000	0.25	0.1	36.0	N1	SOD-523
MMBZ5262BV	51	48.45	53.55	125	2.5	1100	0.25	0.1	39.0	N2	SOD-523
MMBZ5263BV	56	53.20	58.80	150	2.2	1300	0.25	0.1	43	N3	SOD-523
MMBZ5264BV	60	57.00	63.00	170	2.1	1400	0.25	0.1	46	N4	SOD-523
MMBZ5265BV	62	58.90	65.10	185	2.0	1500	0.25	0.1	47	N5	SOD-523
MMBZ5266BV	68	64.60	71.40	230	1.8	1600	0.25	0.1	52	P1	SOD-523
MMBZ5267BV	75	71.25	78.75	270	1.7	1400	0.25	0.1	56	P2	SOD-523



MMBZ5221BV~MMBZ5267BV

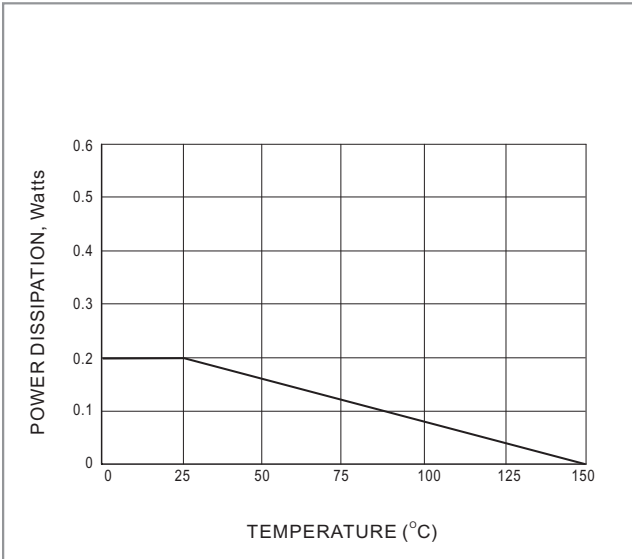


Fig.1 STEADY STATE POWER DERATING

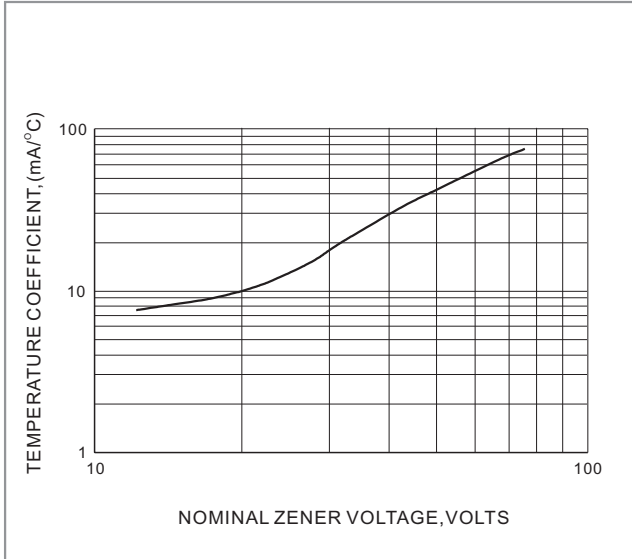


Fig.2 TEMPERATURE COEFFICIENTS

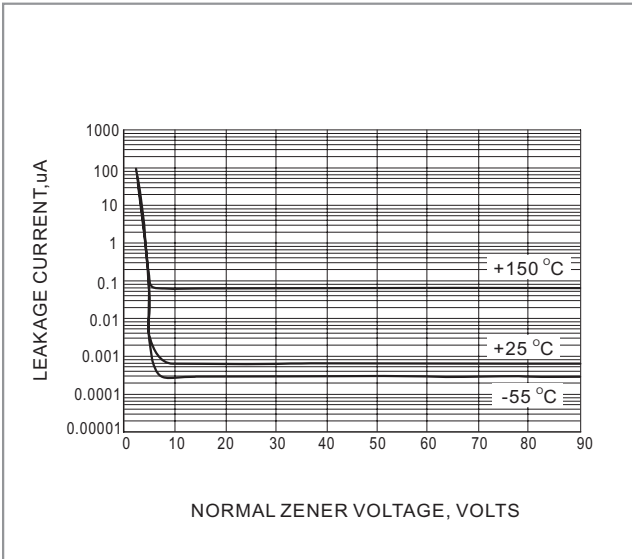


Fig.3 TYPICAL LEAKAGE CURRENT

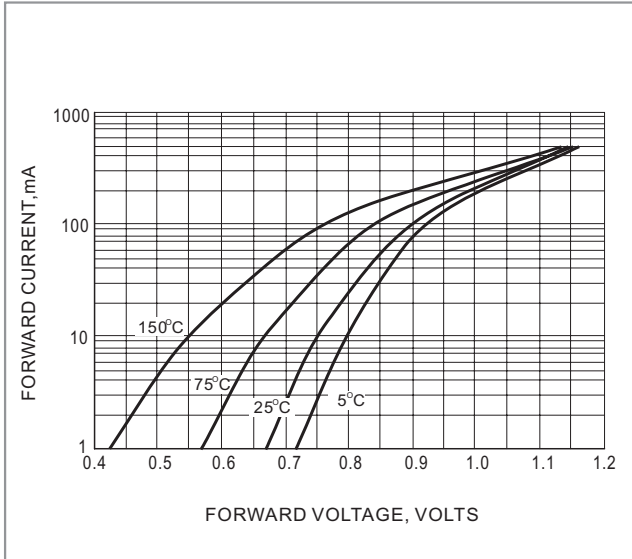
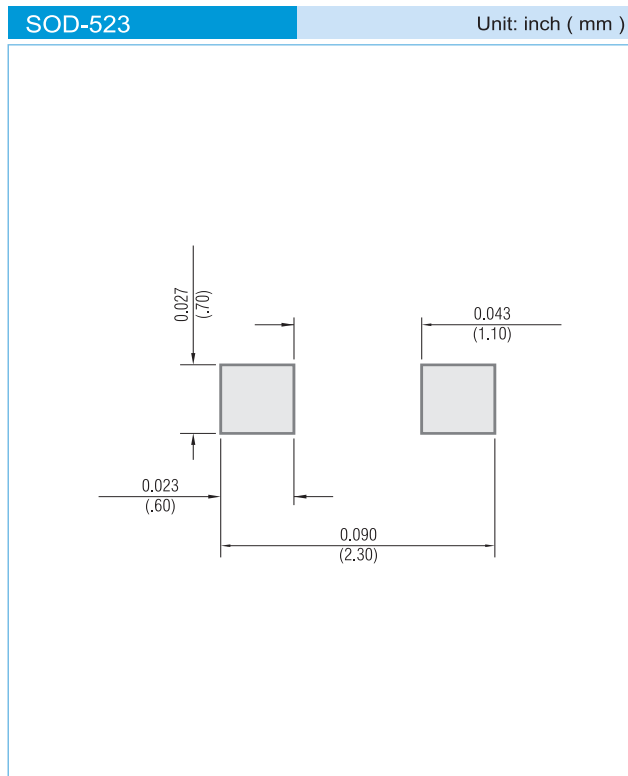


Fig.4 TYPICAL FORWARD VOLTAGE



MMBZ5221BV~MMBZ5267BV

MOUNTING PAD LAYOUT



ORDER INFORMATION

- Packing information
 - T/R - 12K per 13" plastic Reel
 - T/R - 5K per 7" plastic Reel

LEGAL STATEMENT

Copyright PanJit International, Inc 2005

The information presented in this document is believed to be accurate and reliable. The specifications and information herein are subject to change without notice. Pan Jit makes no warranty, representation or guarantee regarding the suitability of its products for any particular purpose. Pan Jit products are not authorized for use in life support devices or systems. Pan Jit does not convey any license under its patent rights or rights of others.