



TAI-SAW TECHNOLOGY CO., LTD.

No. 3, Industrial 2nd Rd., Ping-Chen Industrial District,
Taoyuan, 324, Taiwan, R.O.C.

TEL: 886-3-4690038 FAX: 886-3-4697532

E-mail: tstsales@mail.taisaw.com Web: www.taisaw.com

Approval Sheet For Product Specification

Issued Date: May, 7, 2003

Product Name: SAW Filter 915 MHz SMD 3.8X3.8 mm

TST Parts No.:TA915EC

Customer Parts No.: _____

Company: _____
Division: _____
Approved by : _____
Date: _____

Checked by: _____ Bob Chau

Approval by: _____ Francis Chen

Date: _____ 5, 07, 2003



TAI-SAW TECHNOLOGY CO., LTD.

No. 3, Industrial 2nd Rd., Ping-Chen Industrial District,
Taoyuan, 324, Taiwan, R.O.C.

TEL: 886-3-4690038 FAX: 886-3-4697532

E-mail: tstsales@mail.taisaw.com Web: www.taisaw.com

SAW Filter 915 MHz for ISM900

MODEL NO.: TA915EC

REV. NO.:2

A. MAXIMUM RATING:

1. Input Power Level: 10 dB_m
2. DC voltage: 0 V
3. Operating Temperature: -40°C to +85°C
4. Storage Temperature: -40°C to +85°C

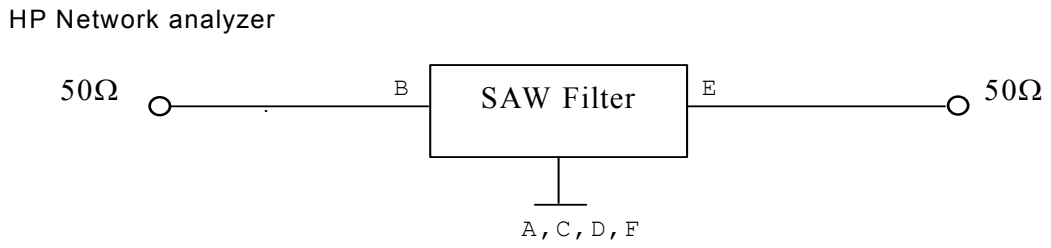
RoHS Compliant
Lead free
Lead-free soldering

B. ELECTRICAL CHARACTERISTICS:

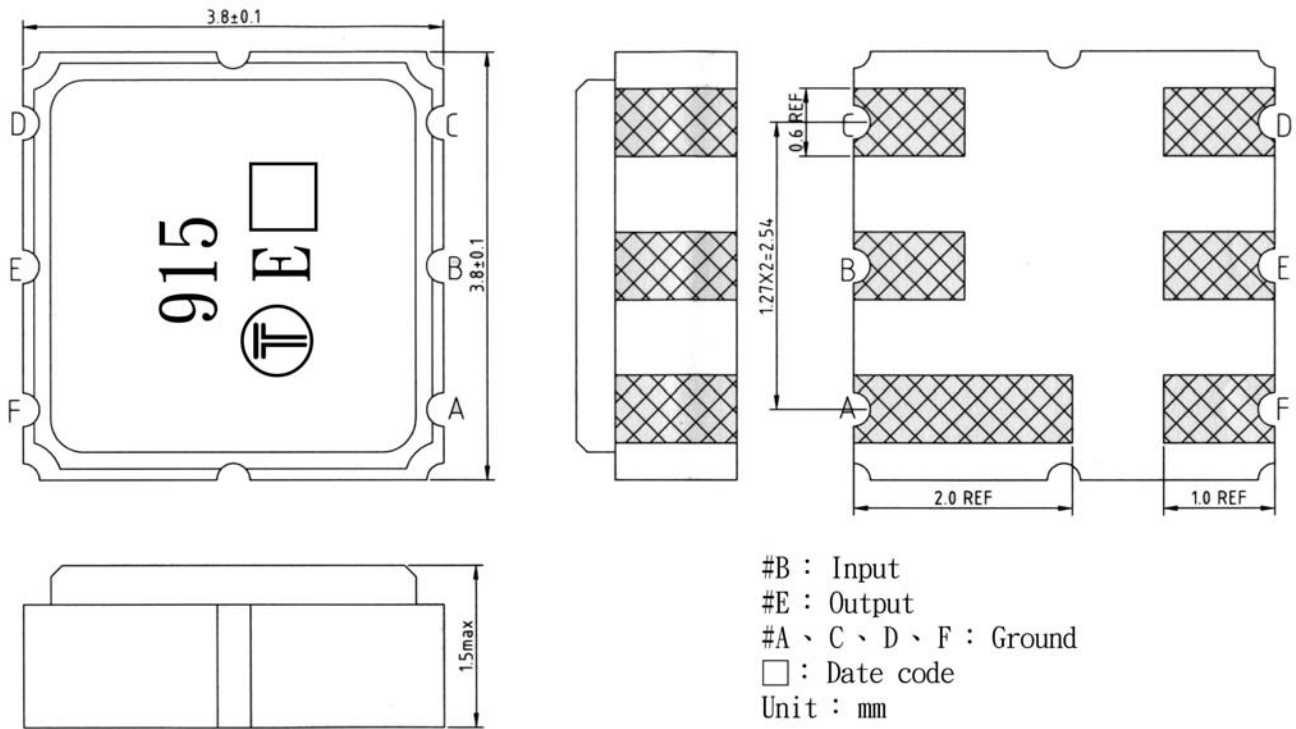
	Min.	Typ.	Max.
Center frequency F_c (MHz)	-	915,0	-
Insertion loss within 902 ~ 928 MHz IL (dB)	-	1,7	3,2
Amplitude ripple (p-p) within 902 ~ 928 MHz (dB)	-	1,0	2,0
Attenuation (Reference level from 0 dB)			
10 ~ 765 MHz (dB)	20,0	23,0	-
765 ~ 865 MHz (dB)	20,0	23,0	-
965 ~ 1065 MHz (dB)	22,0	24,5	-
1065 ~ 2000 MHz (dB)	18,0	24,5	-
Temperature coefficient of frequency TC_f (ppm/K)	-	-30	-
Source impedance Z_s (Ω)	-	50	-
Load impedance Z_L (Ω)	-	50	-

Note1. The standard definitions is in JIS C 6703

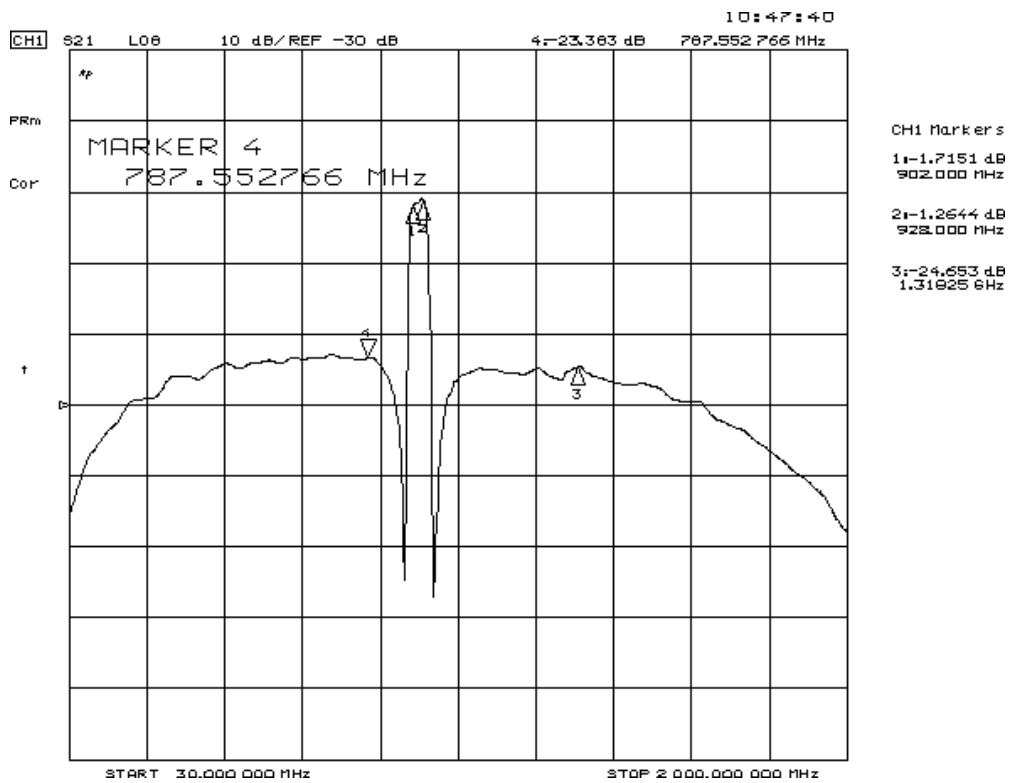
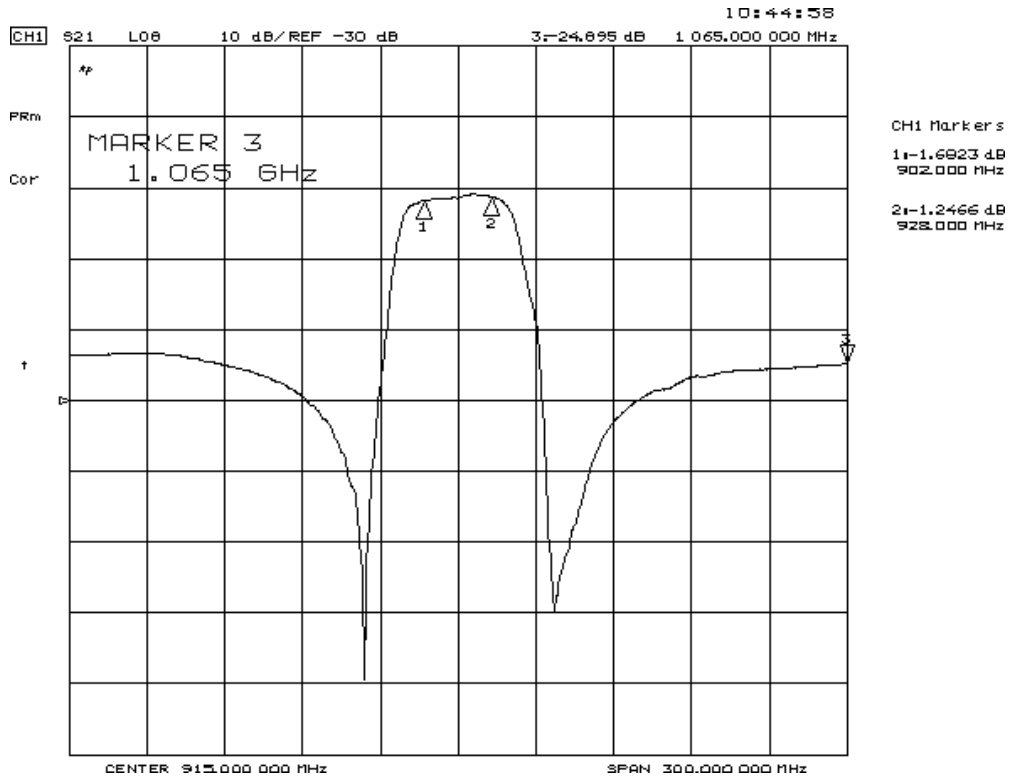
C. MEASUREMENT CIRCUIT:



D. OUTLINE DRAWING:

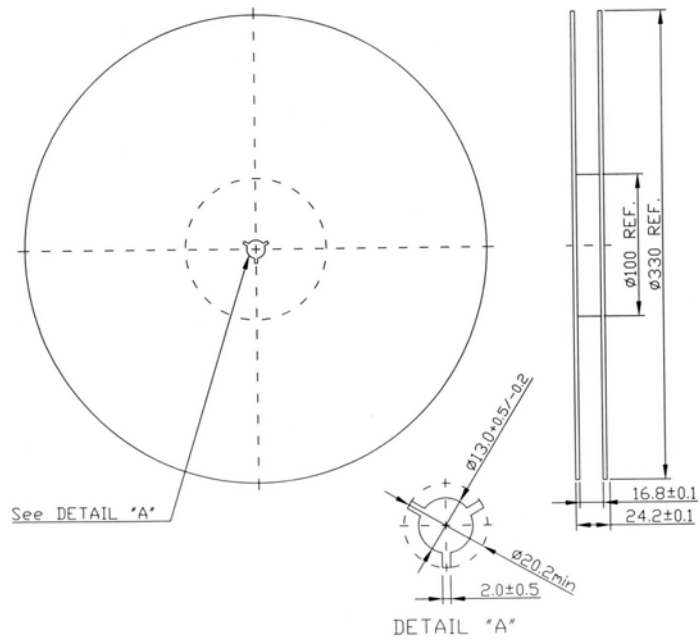


E. Frequency Characteristics : Transfer function



F. PACKING:

1. REEL DIMENSION



2. TAPE DIMENSION

