

絶対最大定格 Absolute Maximum Ratings (指定のない場合 $T_I = 25^\circ\text{C}$ / Unless otherwise specified)

項目 Item	記号 Symbol	条件 Conditions	規格値 Ratings	単位 Unit	
保存温度 Storage Temperature	T_{stg}		-40 ~ 125	$^\circ\text{C}$	
接合部温度 Operating Junction Temperature	T_j		125	$^\circ\text{C}$	
オフ電圧 Maximum Off-state Voltage	V_{DRM}		115	V	
実効オン電流 RMS On-state Current	I_T	$T_I = 98^\circ\text{C}$, 50Hz 正弦波, 導通角 $\theta = 180^\circ$ $T_I = 98^\circ\text{C}$, 50Hz sine wave, $\theta = 180^\circ$	1	A	
サージオン電流 Surge On-state Current	I_{TSM}	$T_j = 25^\circ\text{C}$, 50Hz 正弦波, $\theta = 180^\circ$, 非繰り返し 1 サイクルせん頭値 $T_j = 25^\circ\text{C}$, 50Hz sine wave, $\theta = 180^\circ$ non-repetitive 1-cycle peak value	16	A	
パルスオン電流 Pulse On-state Current	I_{TRM}	$T_a = 25^\circ\text{C}$, パルス幅 10 μs , 正弦波 $T_a = 25^\circ\text{C}$, pulse width $t_o = 10 \mu\text{s}$, sine wave	f = 1kHz	15	A
			f = 60Hz	60	
オン電流上昇率 Critical Rate of Rise of On-state Current	di_T/dt		50	A/ μs	

電氣的・熱的特性 Electrical Characteristics (指定のない場合 $T_I = 25^\circ\text{C}$ / Unless otherwise specified)

項目 Item	記号 Symbol	条件 Conditions	規格値 Ratings	単位 Unit
			K1V(A)16	
ブレイクオーバー電圧 Breakover Voltage	V_{BO}	パルス測定 $dv/dt = 4\text{V/ms}$ Pulse measurement $dv/dt = 4\text{V/ms}$	145 ~ 170	V
オフ電流 Off-state Current	I_{DRM}	$V_D = 115\text{V}$	MAX 10	μA
ブレイクオーバー電流 Breakover Current	I_{BO}		MAX 0.5	mA
保持電流 Holding Current	I_H		TYP 50	mA
オン電圧 On-state Voltage	V_T	$I_T = 1\text{A}$	MAX 1.6	V
スイッチング抵抗 Switching Resistance	R_S		MIN 0.1	k Ω
熱抵抗 Thermal Resistance	θ_{jI}	接合部・リード間 Junction to lead	MAX 20	$^\circ\text{C/W}$

K1V

外形寸法図 Outline Dimensions

Package : AX06

[Unit : mm]

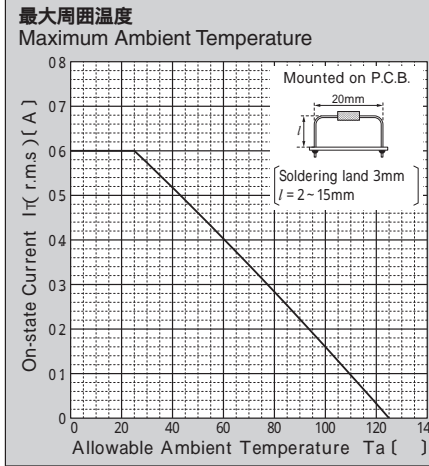
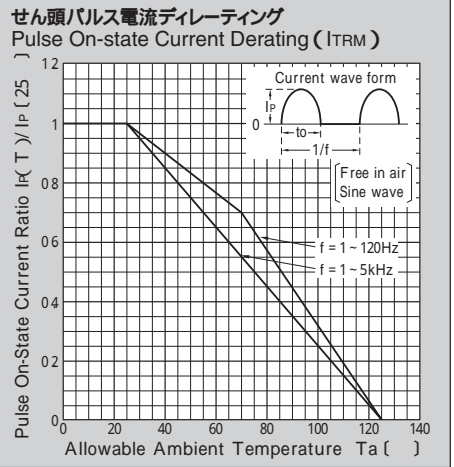
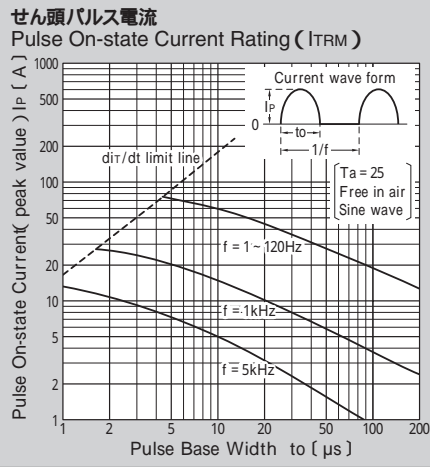
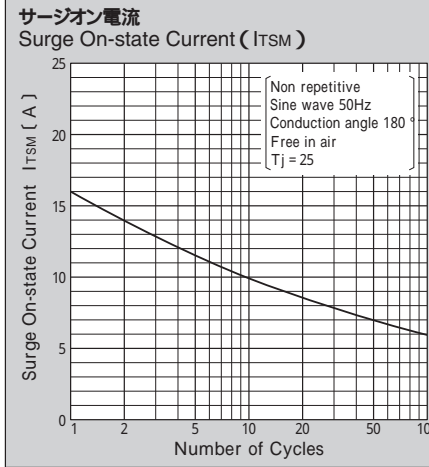
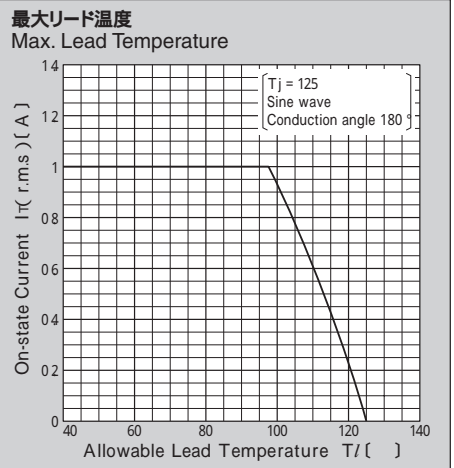
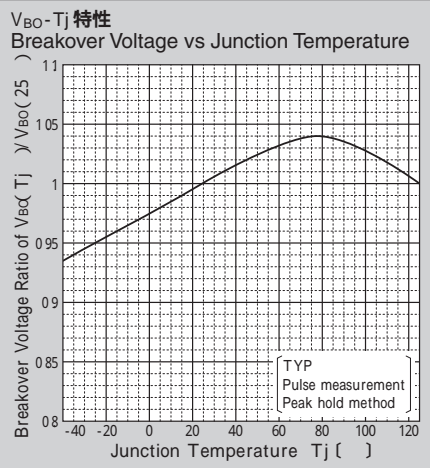
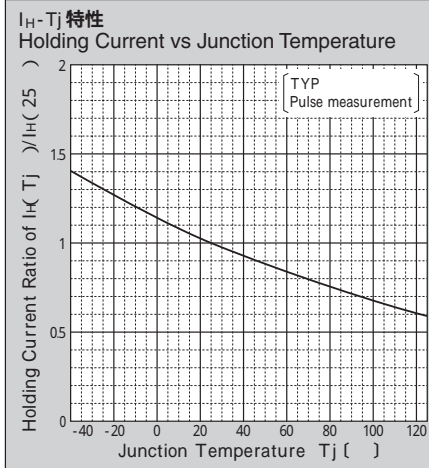
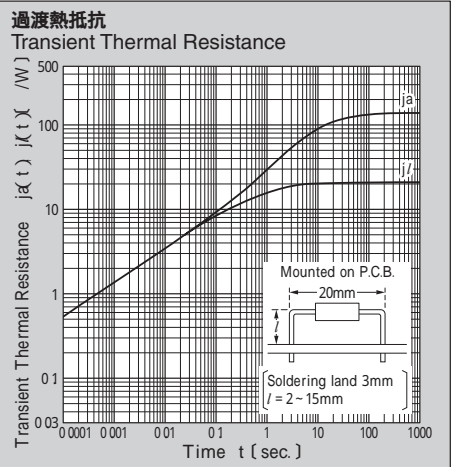
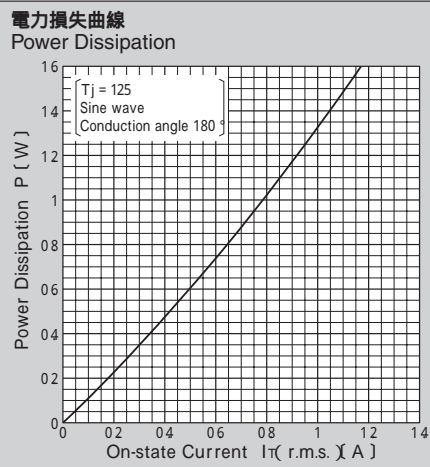
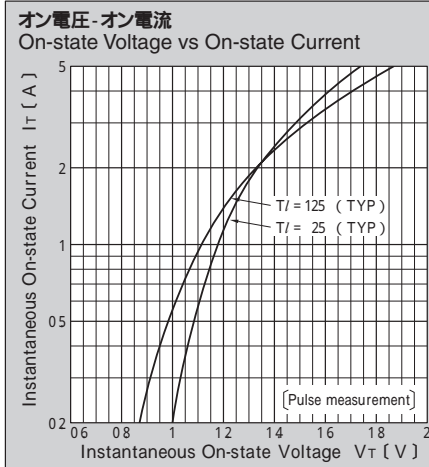
捺印面展開図 Marking

品名略号(例)
Type No. KV6 69

K1V(A)16: KV6

口外記号(例)
Date code

特性図 Characteristic Diagrams



K1V