

Series IAC, (S)MIAC, X4IAC

AC Input Modules

- Status Indicating LED on X4 Series
- UL, CSA, and CE

Solid state I/O switching modules deliver an electrically clean, photo-isolated, noise-free "output" interface from logic level control systems to external loads such as motors, valves, solenoids, etc. -- or an "input" interface from the load or sensors to microprocessor or computer-based logic level systems. Designed for long, reliable service in demanding industrial environments.

CRYDOM

Control over power

INPUT SPECIFICATIONS

	IAC5 (S)MIAC5 X4IAC5	IAC15 (S)MIAC15 X4IAC15	IAC24 (S)MIAC24 X4IAC24	IAC5A (S)MIAC5A X4IAC5A	IAC15A (S)MIAC15A X4IAC15A	IAC24A (S)MIAC24A X4IAC24A
Nominal input voltage [Vrms/Vdc]	120	120	120	240	240	240
Minimum Input Voltage [Vrms/Vdc]	90	90	90	180	180	180
Maximum Input Voltage [Vrms/Vdc]	140	140	140	280	280	280
Maximum Input Current [mA rms]	10	10	10	8	8	8
Drop Out Current [mA rms]	2.5	2.5	2.5	1.5	1.5	1.5
Allowable Off-state Current [mA rms]	3.0	3.0	3.0	2.0	2.0	2.0
Allowable Off-state Voltage [Vrms/Vdc]	50.0	50.0	50.0	120	120	120

OUTPUT SPECIFICATIONS

	5	15	24	5	15	24
Nominal Logic Voltage [Vdc]	5	15	24	5	15	24
Minimum Logic Voltage [Vdc] (X4 Series)	1.5 (3)	8.5 (10)	16.5 (18)	1.5 (3)	8.5 (10)	16.5 (18)
Maximum Logic Voltage [Vdc] (X4 Series)	6.0 (7)	18.5 (20)	30.5 (32)	6.0 (7)	18.5 (20)	30.5 (32)
Typical Logic Supply Current [mAdc]	10	10	10	10	10	10
Max. Logic Supply Current [mAdc]	18.5	16	14	18.5	16	14
Max. Logic Sup. Leak. Current [μ Adc]	10	10	10	10	10	10
Maximum Output Voltage [Vdc]	30	30	30	30	30	30
Maximum Output Current [mAdc]	50	50	50	50	50	50
Max. Output Leakage Current [μ Adc]	10	10	10	10	10	10
Max. Output Voltage Drop [mVdc]	200	200	200	200	200	200
Maximum Turn-on Time [msec]	20	20	20	20	20	20
Maximum Turn-off Time [msec]	30	30	30	30	30	30

©1998 CRYDOM CORP Specifications subject to change without notice.

For recommended applications and more information contact:

USA: (800) 8 CRYDOM • (800) 827-9366 • (619) 715-7200 • fax (619) 715-7280

Crydom Corp, 9525 Chesapeake Drive, San Diego, CA 92123 • e-mail: sales@crydom.com

WEB SITE: <http://www.crydom.com> FASTFAX Product Information: (888) 267-9191

UK: (44)1202 812300 • fax (44)1202 812340 Crydom International Ltd., 85, Condor Close, Woolsbridge Industrial Estate, Three-Legged Cross, Wimborne, Dorset, England BH21 6SU

GERMANY: (49) (0)6874 182580 • fax (49)(0)6874 182585 Crydom GmbH,

Gewerbegebiet Im Schachen, D-66687 Nunkirchen, Germany • e-mail: vertrieb@crydom.com





Series IAC, (S)MIAC, X4IAC

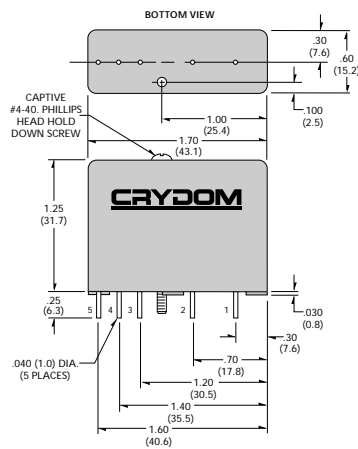
AC Input Modules

GENERAL SPECIFICATIONS

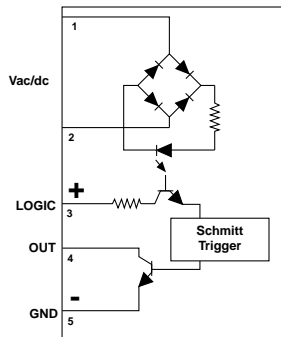
Operating temperature range	-30 to +80°C
Storage temperature range	-40 to +100°C
Isolation	4,000 V rms
Capacitance input to output	8 pF
Line frequency range	47 to 63 Hz
Package Color	Yellow

WIRING & MECHANICAL DIAGRAMS

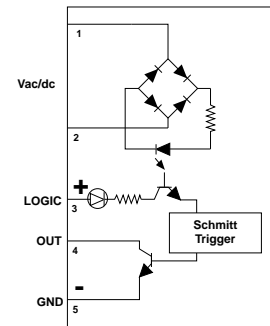
Standard Series, IAC



Standard and Mini Pack



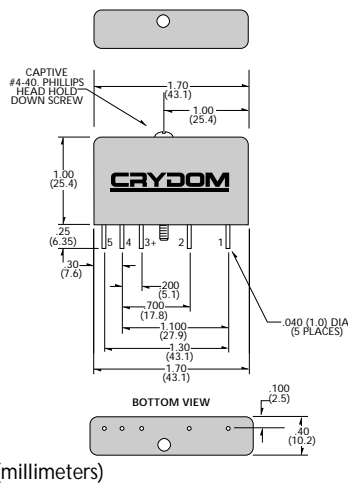
X4 Series



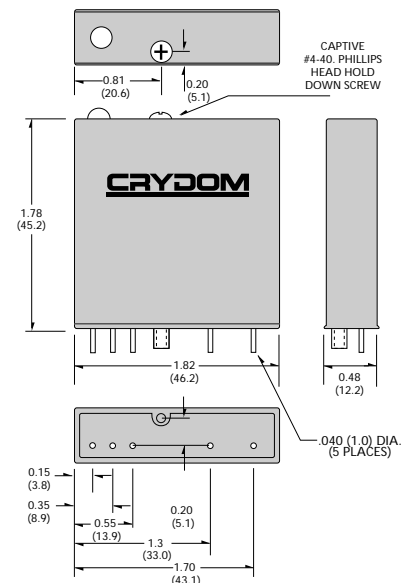
MINI-PACK Series, (S)MIAC

SM Prefix

M Prefix



X4 Series, X4IAC



APPLICATION NOTES

- Do not install or remove modules in live (electrically hot) circuits. High voltage may be present.
- An externally located commutating diode must be installed across inductive loads
- I/O module boards also available

All dimensions are in inches (millimeters)

©1998 CRYDOM CORP Specifications subject to change without notice.

For recommended applications and more information contact:

USA: (800) 8 CRYDOM • (800) 827-9366 • (619) 715-7200 • fax (619) 715-7280

Crydom Corp, 9525 Chesapeake Drive, San Diego, CA 92123 • e-mail: sales@crydom.com

WEB SITE: <http://www.crydom.com> FASTFAX Product Information: (888) 267-9191

UK: (44)1202 812300 • fax (44)1202 812340 Crydom International Ltd., 85, Condor Close,

Woolsbriidge Industrial Estate, Three-Legged Cross, Wimborne, Dorset, England BH21 6SU

GERMANY: (49) (0)6874 182580 • fax (49)(0)6874 182585 Crydom GmbH,

Gewerbegebiet Im Schachen, D-66687 Nunkirchen, Germany • e-mail: Vertrieb@crydom.com

