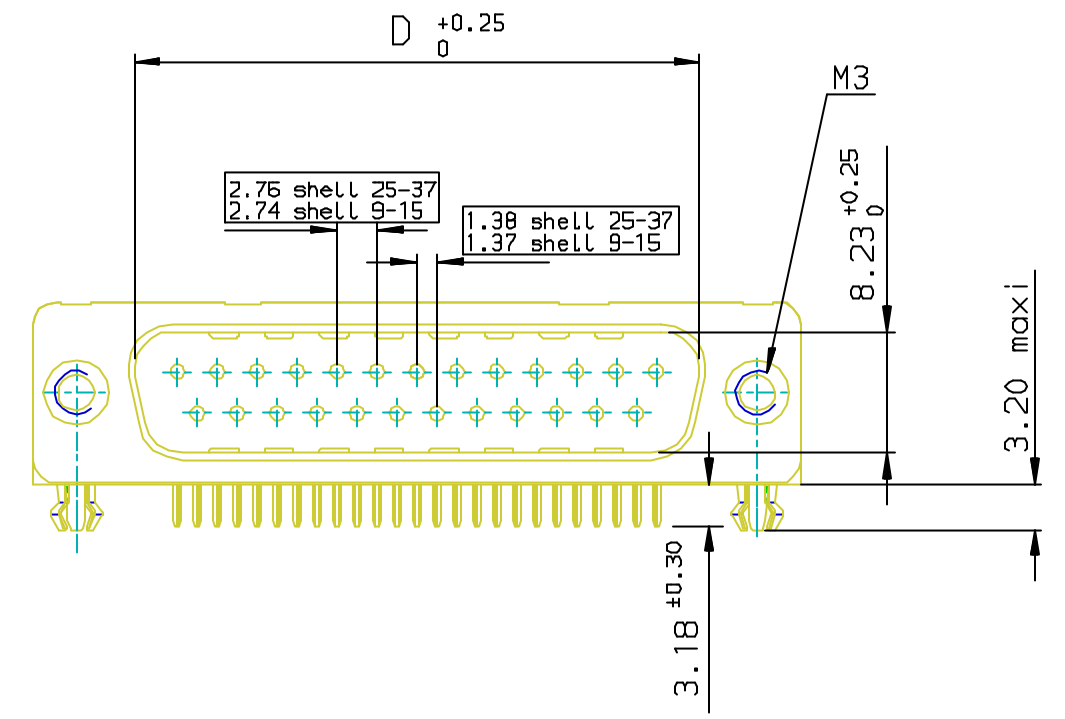
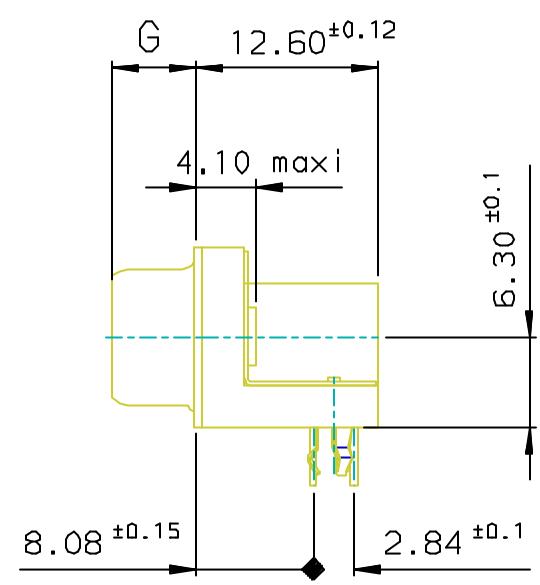
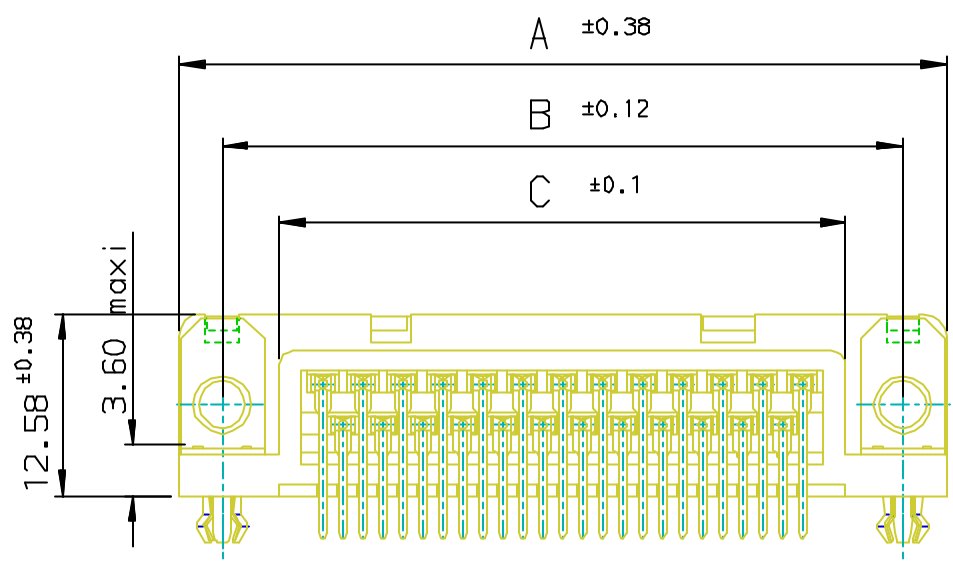
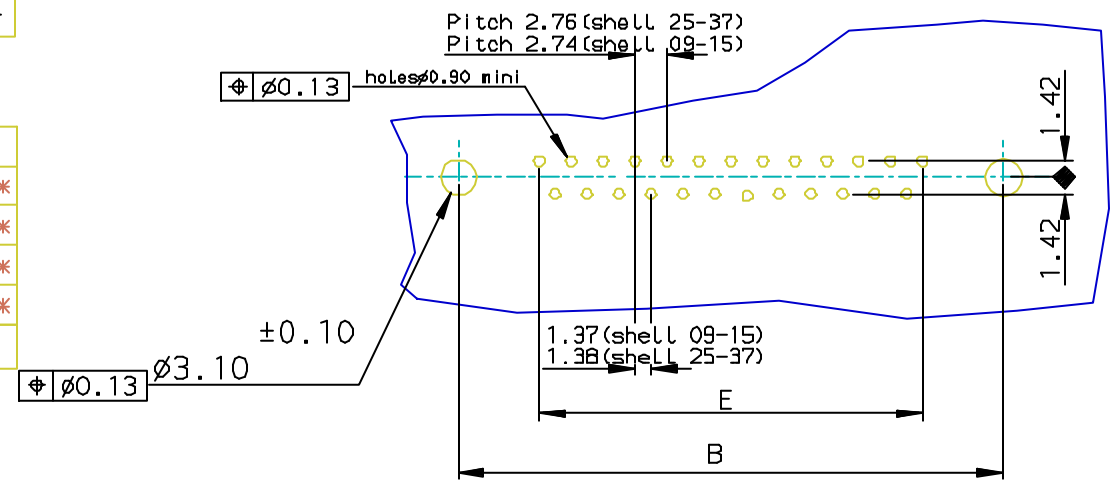




Copyright FCI.



PC card drilling dimensions(after plating)
(thickness 1.60±0.20mm)



SHELL	A±0.38	B±0.12	C±0.10	D±0.25	E±0.07	G±0.25	PART NUMBER	PART NUMBER
09	30.81	24.99	16.96	16.79	10.96	5.90	D09P33E4GL00**	D09P33E6GL00**
15	39.14	33.32	25.18	25.12	19.18	5.90	D15P33E4GL00**	D15P33E6GL00**
25	53.03	47.04	39.12	38.84	33.12	5.70	D25P33E4GL00**	D25P33E6GL00**
37	69.32	63.50	55.68	55.30	49.68	5.70	D37P33E4GL00**	D37P33E6GL00**

LF FOR LEAD FREE

Gold flash 0,76 µ gold

REQUIREMENTS

Technical characteristics:
 Shell: steel tin/Zinc Cr3 plated
 Insulators: self-extinguishing thermoplastic, UL class 94V0
 Contacts: brass, gold (for thickness see table) over 2µ mini nickel on active area and Flash to 1.5µ maxi SnPb over 1µ mini nickel on termination
 Cycles: 200 for plating 4
 : 500 for plating 5

Accessories:

Harpoon: phosphor bronze, tin plated
 Metal plate for electrical continuity: brass, tin/Zinc Cr3 plated
 Nuts: brass, tin/Zinc Cr3 plated

Electrical characteristics:

max. current rating: 5A
 Test voltage: 1000V
 Rated voltage: 300V
 Contact resistance: <25mΩ
 Shell resistance: <5mΩ
 Insulation resistance: >5000MΩ

Climatic characteristics:

Operating temperature range: -55°C +125°C

Dimensions:

in accordance with MIL-C-24308B and DIN41652

FOR ROHS DETAILS REFER DWG. NO: C01-8646-0000

Part number	SEE TABLE
-------------	-----------

www.fciconnect.com		surface ISO 1302 ✓	tolerance std ISO 406 ISO 1101	projection mm
TOLERANCES UNLESS OTHERWISE SPECIFIED				
Dr	JOHN SLEEBA	1997/10/27	ANGULAR	size A3
Eng	GEORGE VJ	1997/10/27	LINEAR	Scale 1:1
Chr	GEORGE VJ	2005/07/27	0.XX ±1*	ECN -
Appr	KVSD	2005/07/27	Product family	D-SUB Spec ref -

rev	ecn no	dr	date
B	105-0124	JS	2005/07/27
C	106-0074	SK	2006/06/08
-	-	-	-
-	-	-	-
-	-	-	-
-	-	-	-

FCI	title MALE CONNECT.DELTA D right angle with nut, harpoon & metal plate	dwg no C01-8646-0590	Rev. C
	catalog no DELTA-D	CUSTOMER	sheet 1 of 1