

## FR201G-G Thru. FR207G-G

Voltage: 50 to 1000 V

Current: 2.0 A

RoHS Device

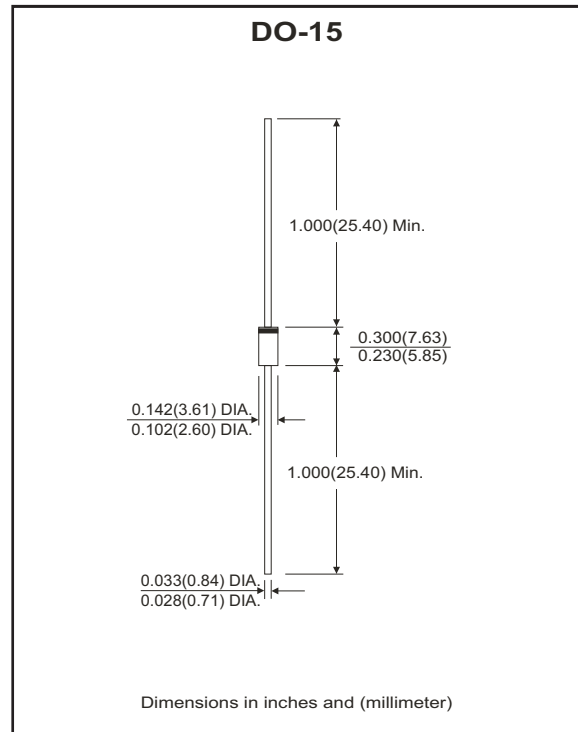


### Features

- Glass passivated chip.
- Low forward voltage.
- High reliability.
- High surge current capability.
- High current capability.

### Mechanical data

- Case: JEDEC DO-15 molded plastic.
- Epoxy: UL 94V-0 rate flame retardant.
- Polarity: Color band denotes cathode end.
- Lead: Solderable per MIL-STD-202, method 208 guaranteed.
- Mounting position: Any
- Weight: 0.402 grams



### Maximum Ratings and Electrical Characteristics (at $T_A=25^\circ\text{C}$ unless otherwise noted)

Parameter	Symbol	FR 201G-G	FR 202G-G	FR 203G-G	FR 204G-G	FR 205G-G	FR 206G-G	FR 207G-G	Unit
Maximum repetitive peak reverse voltage @ $I_T = 5\mu\text{A}$	$V_B$	50	100	200	400	600	800	1000	V
Maximum RMS voltage	$V_R$	35	70	140	280	420	560	700	V
Maximum DC blocking voltage	$V_{DC}$	50	100	200	400	600	800	1000	V
Maximum average forward rectified current @ $T_A=25^\circ\text{C}$	$I_F$	2.0							A
Maximum instantaneous forward voltage at specified current	$V_F$	1.3							V
Maximum DC reverse current	$I_R$	5.0							$\mu\text{A}$
Maximum reverse recovery time (Note 1)	$t_{rr}$	150				250	500		ns
Operating temperature range	$T_J$	-55 ~ +150							$^\circ\text{C}$
Storage temperature range	$T_{STG}$	-55 ~ +150							$^\circ\text{C}$

NOTES:

1. Reverse recovery test conditions:  $I_F=0.5\text{A}$ ,  $I_R=1.0\text{A}$ ,  $I_{RR}=0.25\text{A}$ (RGI circuit)

## Rating and Characteristic Curves (FR201G-G Thru. FR207G-G)

Fig.1 - Forward Current Derating Curve

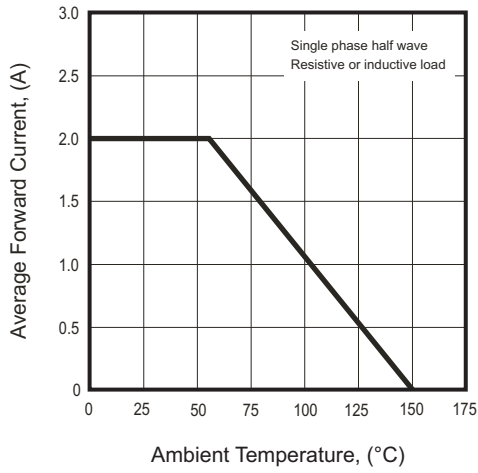


Fig.2 - Typical Forward Characteristics

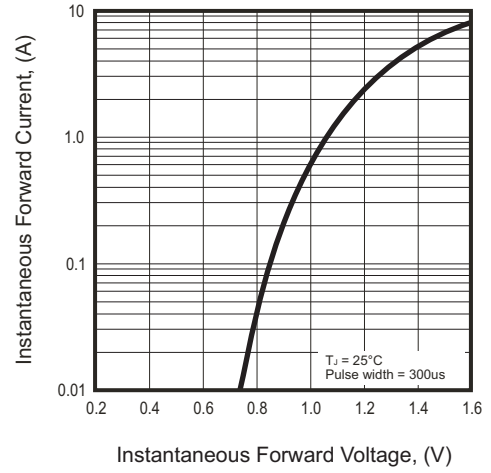


Fig.3 - Peak Forward Surge Current

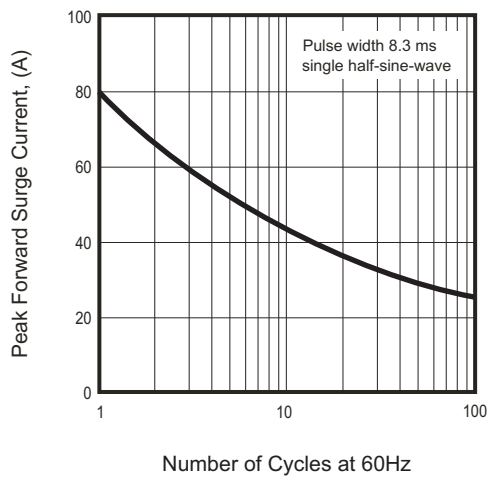
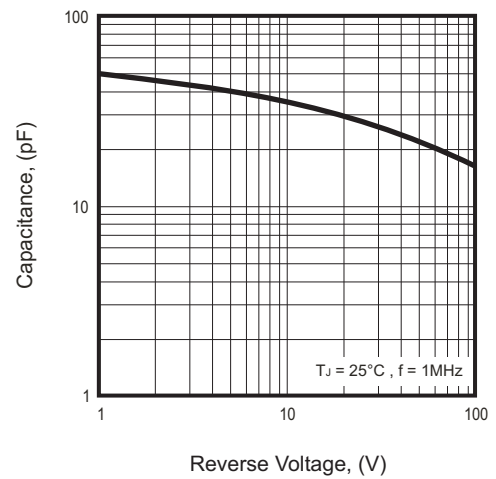
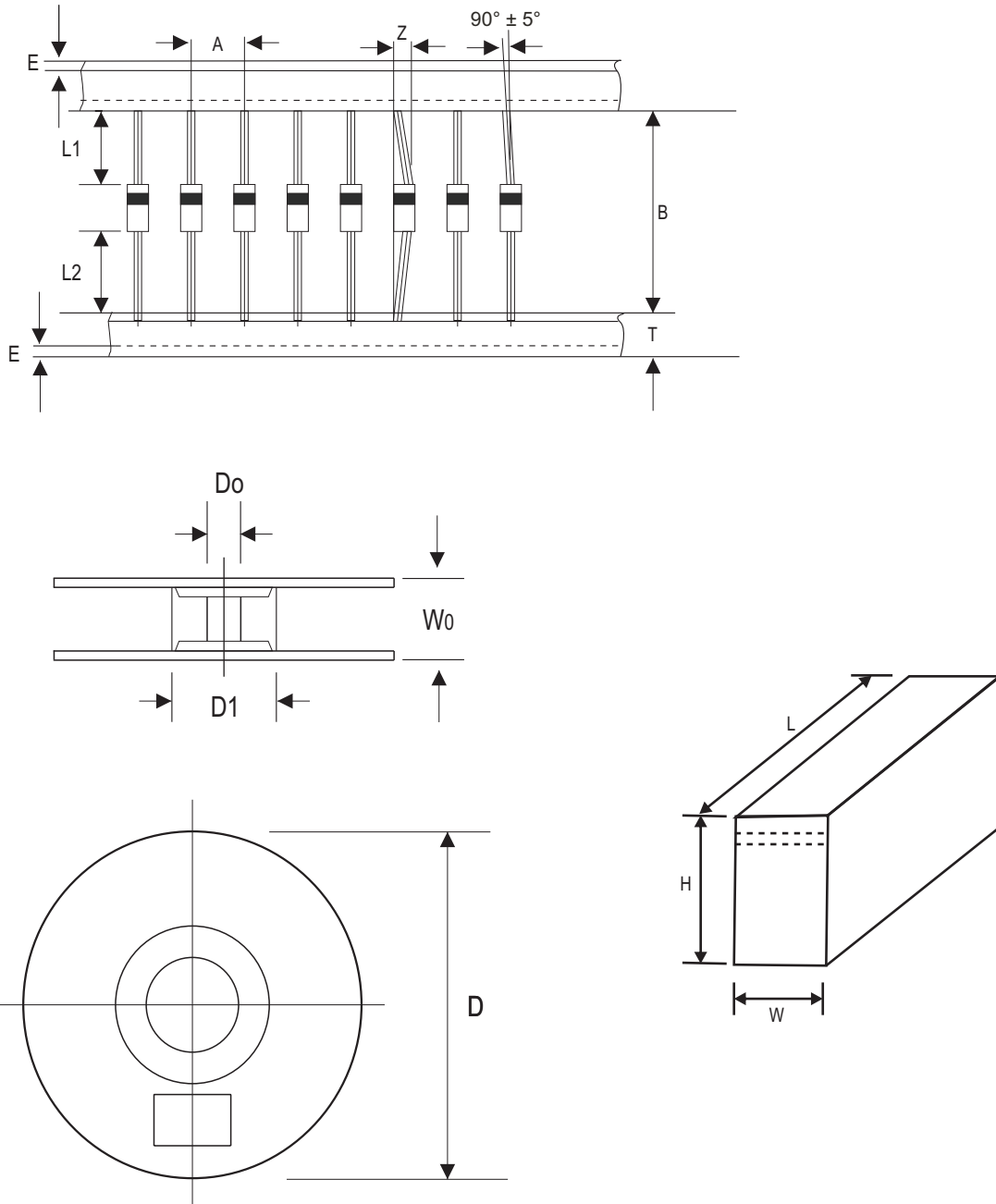


Fig.4 - Typical Junction Capacitance



## Taping Specification For Axial Lead Diodes



DO-15	SYMBOL	A	B	Z	T	E	L1	L2
	(mm)	$5.00 \pm 0.50$	$52.00 \pm 0.50$	1.20 (max)	$6.00 \pm 0.40$	3.00 (max)	1.00 (max)	1.00 (max)
	(inch)	$0.197 \pm 0.020$	$2.047 \pm 0.020$	0.047 (max)	$0.236 \pm 0.016$	0.118 (max)	0.039 (max)	0.039 (max)

DO-15	SYMBOL	D1	D0	D	W0	L	W	H
	(mm)	$85.70 \pm 0.30$	$16.60 \pm 0.40$	330.00	$72.00 \pm 3.00$	260.00	75.00	145.00
	(inch)	$3.374 \pm 0.012$	$0.654 \pm 0.016$	13.000	$2.835 \pm 0.118$	10.236	2.953	5.709

## Marking Code

Part Number	Marking code	Packaging
FR201GA-G	FR201G	AMMO
FR202GA-G	FR202G	AMMO
FR203GA-G	FR203G	AMMO
FR204GA-G	FR204G	AMMO
FR205GA-G	FR205G	AMMO
FR206GA-G	FR206G	AMMO
FR207GA-G	FR207G	AMMO
FR201GT-G	FR201G	REEL
FR202GT-G	FR202G	REEL
FR203GT-G	FR203G	REEL
FR204GT-G	FR204G	REEL
FR205GT-G	FR205G	REEL
FR206GT-G	FR206G	REEL
FR207GT-G	FR207G	REEL
FR201GB-G	FR201G	BULK
FR202GB-G	FR202G	BULK
FR203GB-G	FR203G	BULK
FR204GB-G	FR204G	BULK
FR205GB-G	FR205G	BULK
FR206GB-G	FR206G	BULK
FR207GB-G	FR207G	BULK



**XXX = Product type marking code**

Note:

1) Suffix code after part number to specify packaging item .

Packaging	Code
AMMO PACK	A
REEL PACK	T
BULK PACK	B

## Standard Packaging

Case Type	AMMO PACK	
	BOX ( pcs )	CARTON ( pcs )
DO-15	3,000	30,000

Case Type	REEL PACK	
	REEL ( pcs )	Reel Size (inch)
DO-15	4,000	13

Case Type	BULK PACK	
	BOX ( pcs )	CARTON ( pcs )
DO-15	500	12,000