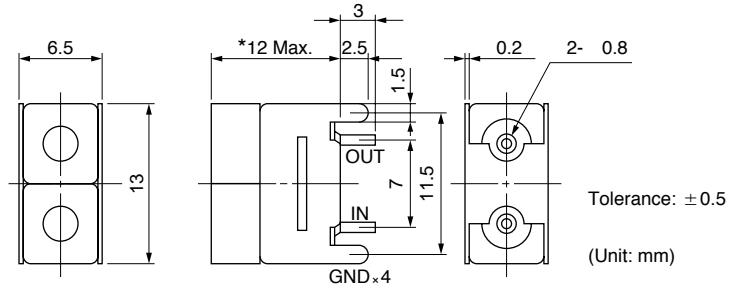



TYPE 6DFA (2 Pole Type)

Frequency Range: 800~1700MHz

Temperature Range: -40°C~+85°C

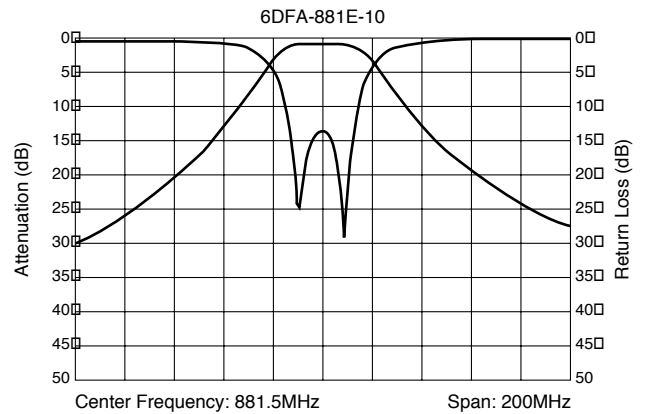


*: Depends on Center Frequency.
*: 高さは周波数に依存します。

Measurement values: 6DFA-881E-10

Passband Insertion Loss	1.15dB
Passband Ripple	0.37dB
Passband V.S.W.R.	1.55
Attenuation at 804MHz	25.3dB
at 956MHz	23.5dB

Characteristics 特性曲線



SELECTION GUIDE FOR STANDARD DEVICES

The Part Numbers shown in the table below are standard devices, which are readily available. TOKO will design and manufacture modified and custom devices with specific characteristics to meet your requirements. If you do not find the device for your application in this catalog, please contact our sales or representative office.

下記の表に示す製品番号は、標準品です。TOKOは、お客様のご要望に合わせて設計、製作いたしますので、お客様の用途に適合する仕様が見当たらない場合は、当社営業所または代理店にご連絡ください。

TYPE 6DFA: 2 Pole Designs

東光品番	中心周波数	帯域幅	挿入損失	帯域内リップル	V.S.W.R.	選択度	応用例
TOKO Part Number	Center Freq. (MHz)	Bandwidth (fo ± MHz)	Insertion Loss (dB) max.	Ripple in BW (dB) max.	V.S.W.R. in BW max.	Selectivity (dB) min. (MHz)	Application
6DFA-836E-10	836.5	±12.5	1.8	0.8	2.0	20 (fo ± 77.5)	Cellular-AMPS
6DFA-881E-10	881.5	±12.5	1.8	0.8	2.0	20 (fo ± 77.5)	Cellular-AMPS
6DFA-888G-10	888.5	±16.5	2.5	1.2	2.2	20 (fo ± 77.5)	Cellular-TACS
6DFA-933G-10	933.5	±16.5	2.5	1.2	2.2	20 (fo ± 77.5)	Cellular-TACS
6DFA-902E-10	902.5	±12.5	1.8	0.8	2.0	20 (fo ± 77.5)	Cellular-NMT/GSM
6DFA-947E-10	947.5	±12.5	1.8	0.8	2.0	20 (fo ± 77.5)	Cellular-NMT/GSM
6DFA-915E-10	915.0	±13.0	1.8	0.8	2.0	20 (fo ± 77.5)	Spread Spectrum
6DFA-866A-11	866.0	± 2.0	2.2	1.0	2.0	30 (fo ± 75)	CT2
6DFA-886A-10	886.0	± 1.0	2.2	0.5	1.8	24 (fo ± 45)	Cordless Phone
6DFA-931A-10	931.0	± 1.0	2.2	0.5	1.8	24 (fo ± 45)	Cordless Phone
6DFA-914A-10	914.5	± 0.5	2.2	0.5	1.8	24 (fo ± 45)	Cordless Phone
6DFA-959A-10	959.5	± 0.5	2.2	0.5	1.8	24 (fo ± 45)	Cordless Phone
6DFA-1227B-12	1227.0	± 5.0	1.8	0.8	2.0	12 (fo ± 50)	GPS Receiver
6DFA-1575B-12	1575.4	± 5.0	1.8	0.8	2.0	12 (fo ± 50)	GPS Receiver