

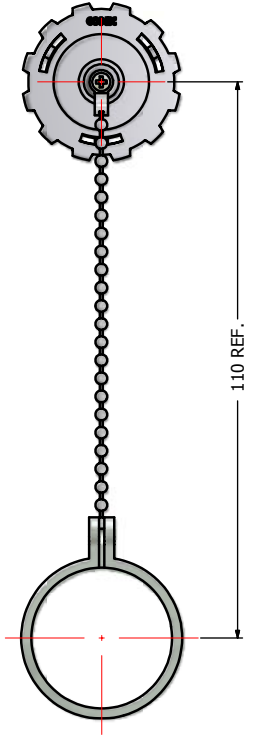
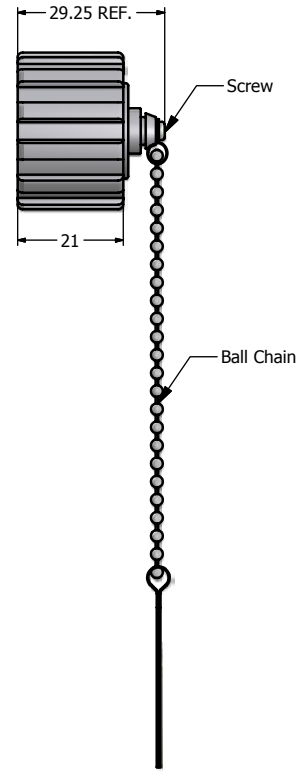

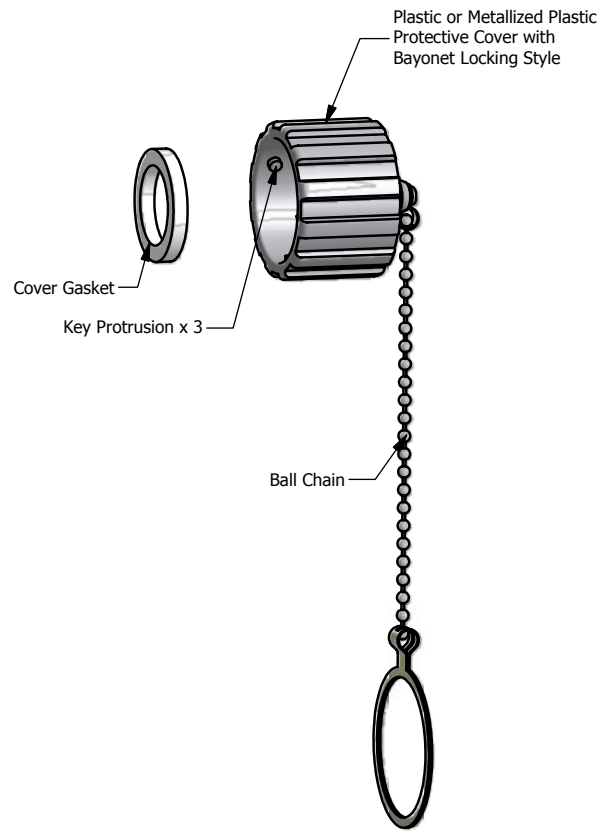
6 5 4 3 2 1

D

C

B

A



**Notes:**

1. Material and Finish:
  - Cover Coupling Ring: Polyester (Black) or metallized ABS (Nickel Plated), UL94 V-0
  - Ball Chain: Copper Alloy, Nickel Plated
  - Screw: Stainless steel, Nickel Plated
  - ⓑ - Cover Gasket: Silicone, Color: White
2. Operating Temperature: -40°C to +85°C
3. RoHS compliant

Directive 2002/95/EC  
"RoHS"  
Compliant

Version	Part Number
Plastic Version with metal ball chain	17-101710
Metallized Plastic Version with metal ball chain	17-101720

THIS DRAWING MAY NOT BE COPIED, REPRODUCED, IN ANY WAY AND MAY NOT BE PASSED ON TO A THIRD PARTY WITHOUT WRITTEN PERMISSION. OWNERSHIP AND COPYRIGHT OF CONEC CORPORATION. <b>DOT NOT ALTER CAD DRAWING BY HAND</b>	Customer:			Tolerance Unless otherwise specified			Scale: 1.5:1	Dim. in mm
	Name	Title	Approval Date	0 PLC ±0.50	1 PLC ±0.38		Autodesk Inventor	Material: See Notes
				2 PLC ±0.25	3 PLC ±0.10	2009 Date Name Draw. Sept. 14 Vincent Ke Appd. Sept. 14 J. Chaudry	Title Protective Cover Assembly Kit	
				ANGLES ±3°			Norm	Plastic or Metallized Plastic Version with metal ball chain
				D-old			Drawing No.: 17K1A136	
	b	original	Apr/01/10	Vincent Ke	CONEC®		Part No.: SEE PART NUMBER TABLE	
	a	original					DIN A3	
	Rev.	Changes	Date	Name			Sheet 1/1	

6 5 4 3 2 1

D

C

B

A