

# TOROIDAL INDUCTOR



## P11T0152 SERIES



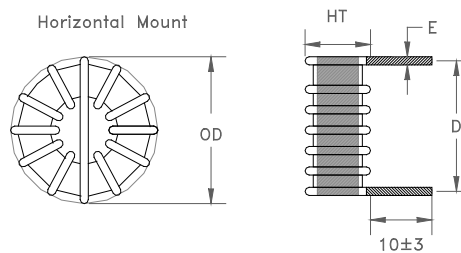
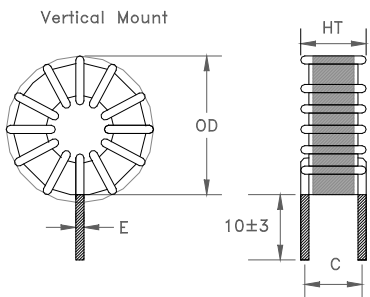
- RoHS Compliant Product
- Operating Temp: -55°C to +105°C
- Inductance test @ 10KHz, 0.1V<sub>RMS</sub>
- I<sub>DC</sub>: 10% inductance drop typ from initial value at rated current
- I<sub>RMS</sub>: Δ30°C temperature rise max at rated current
- Add -V for Vertical Mount, -H for Horizontal Mount after part number

### ELECTRICAL SPECIFICATION @ 25°C

PART NUMBER	L (μH) ±15%	R <sub>DC</sub> MAX ( mW )	I <sub>DC</sub> (A)	I <sub>RMS</sub> (A)	DIM A mm MAX	DIM B mm MAX	DIM C mm NOM	DIM D mm NOM	DIM E mm NOM
P11T0152-	10KHz 0.1V <sub>RMS</sub>								
100-2.4	10	48.1	2.4	2.1	8.6	4.7	3.8	7.3	0.42
200-1.8	20	82.9	1.8	2.2	9.1	6.7	5.6	7.4	0.37
500-2.6	50	71.5	2.6	2.7	16.2	9.0	7.5	13.7	0.58
101-2.5	100	106.0	2.5	2.4	15.5	12.4	10.7	13.7	0.58
151-2.1	150	162.0	2.1	2.3	20.7	9.4	7.8	18.8	0.52
251-1.9	250	221.0	1.9	2.2	20.9	13.0	11.0	18.8	0.52
501-1.7	500	361.0	1.7	1.9	24.0	15.3	14.0	21.2	0.52
751-1.8	750	434.0	1.8	2.4	29.8	17.4	15.6	28.2	0.52
102-1.5	1000	638.0	1.5	2.1	29.8	17.1	15.5	28.2	0.46
100-4.7	10	18.3	4.7	4.5	12.7	7.8	6.3	11.0	0.71
200-3.2	20	39.2	3.2	3.2	12.5	7.5	6.3	11.0	0.58
500-4.9	50	32.6	4.9	4.9	21.6	13.8	11.0	19.5	0.89
101-4.4	100	53.4	4.4	4.3	24.0	16.6	13.9	21.8	0.89
151-4.3	150	71.9	4.3	4.0	30.6	11.4	9.3	28.5	0.80
251-4.2	250	83.3	4.2	4.2	31.2	19.0	15.7	28.5	0.89
501-3.1	500	183.0	3.1	3.3	36.7	14.8	12.5	34.5	0.71
751-3.4	750	208.0	3.4	3.4	43.3	18.2	15.8	41.5	0.80

### Mechanical

### Schematic



#### Dimensions

Unless otherwise specified, all tolerances are:  
 inch: .XX : ± 0.008 .XXX : ± 0.004  
 mm: X,X : ± 0,20 X,XX : ± 0,10

Product performance is limited to specified parameter. Data is subject to change without prior notice.

P11T0152-XXX  
05473W

13200 Estrella Ave., Bldg. B  
Gardena, CA 90248

Tel: (310) 325-1043  
Fax: (310) 325-1044

www.mpsind.com  
sales@mpsind.com

# TOROIDAL INDUCTOR



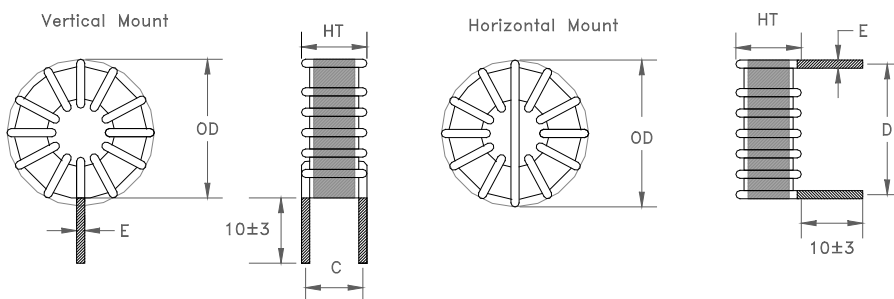
- RoHS Compliant Product
- Operating Temp: -55°C to +105°C
- Inductance test @ 10KHz, 0.1V<sub>RMS</sub>
- I<sub>DC</sub>: 10% inductance drop typ from initial value at rated current
- I<sub>RMS</sub>: Δ30°C temperature rise max at rated current
- Add -V for Vertical Mount, -H for Horizontal Mount after part number

## ELECTRICAL SPECIFICATION @ 25°C

PART NUMBER	L (μH) ±15%	R <sub>DC</sub> MAX (mW)	I <sub>DC</sub> (A)	I <sub>RMS</sub> (A)	DIM A mm MAX	DIM B mm MAX	DIM C mm NOM	DIM D mm NOM	DIM E mm NOM
P11T0152-	10KHz 0.1V <sub>RMS</sub>								
100-8.7	10	10.4	8.7	11.0	22.2	13.9	11.5	19.9	1.11
200-7.8	20	26.0	7.8	9.3	24.5	16.6	14.5	22.0	0.89
500-7.6	50	24.8	7.6	9.4	32.3	18.9	16.5	28.8	1.11
101-8.2	100	26.7	8.2	7.5	37.8	16.8	13.6	35.5	1.24
151-7.7	150	40.1	7.7	7.5	46.4	19.8	16.8	43.4	1.24
251-9.2	250	40.0	9.2	8.1	53.7	24.3	20.1	49.4	1.38
100-11.4	10	8.0	11.4	13.5	25.7	18.0	16.0	22.4	1.38
200-11.4	20	11.0	11.4	14.5	32.4	19.8	16.8	29.2	1.38
500-10.5	500	16.3	10.5	10.2	39.0	16.8	13.9	35.7	1.38
101-12.0	100	16.7	12.0	9.1	48.5	21.8	17.2	43.4	1.73
151-12.8	150	20.4	12.8	10.5	54.5	25.4	21.2	50.9	1.73
100-16.9	10	5.1	16.9	20.9	34.0	21.4	17.0	29.6	1.73
200-16.0	20	7.0	16.0	16.0	40.5	18.0	14.3	35.2	1.73
500-13.9	50	12.4	13.9	12.7	47.5	21.3	17.5	42.8	1.73
101-17.6	100	10.9	17.6	13.0	57.0	27.5	21.3	50.6	2.15
100-27.3	10	3.2	27.3	29.3	50.3	24.0	18.6	43.0	2.41
200-31.5	20	3.4	31.5	29.5	59.0	28.0	23.0	50.7	2.69

### Mechanical

### Schematic



#### Dimensions

Unless otherwise specified, all tolerances are:  
 inch: .XX : ± 0.008 .XXX : ±0.004  
 mm: X,X : ± 0,20 X,XX : ±0,10

Product performance is limited to specified parameter. Data is subject to change without prior notice.

P11T0152-XXX  
0547JW

13200 Estrella Ave., Bldg. B  
Gardena, CA 90248

Tel: (310) 325-1043  
Fax: (310) 325-1044

www.mpsind.com  
sales@mpsind.com