


NEW!

Miniature Flyback Transformers for PoE



With a footprint roughly 16.5 mm square and with a height less than 7.5 mm, these are very space-efficient Power over Ethernet (PoE) transformers. They are designed for 6 Watt, IEEE 802.3af-compliant applications for powered devices (PD).

These transformers feature interleaved primary and secondary windings to minimize leakage inductance, and a separate bias winding. Isolation is 1500 Vrms between the primary and secondary windings.

There are versions for continuous and discontinuous modes of operation, each designed to operate at a 250 kHz switching frequency. Input is 36 – 72 Volts and the output of the bias winding is 12 V, 0.2 A.

Coilcraft **Designer's Kit C182** contains samples of all parts. To order, contact Coilcraft or visit <http://order.coilcraft.com> to purchase on-line.

Part number ¹	Power (W)	Inductance at 0 A ² ±10% (μH)	Inductance at I _{pk} ³ min (μH)	DCR max (Ohms)			Leakage inductance ⁴ max (μH)	Turns ratio		I _{pk} ³ (A)	Secondary output
				pri	sec	bias		pri/sec	pri/bias		
Continuous mode⁵											
POE60C-18_	6	167.0	150.3	0.303	0.017	0.570	7.8	16	2.9	0.62	1.8 V, 3.3 A
POE60C-25_	6	177.0	159.3	0.353	0.027	0.660	7.0	12	3.0	0.60	2.5 V, 2.4 A
POE60C-33_	6	184.0	165.6	0.286	0.026	0.515	4.0	10	3.0	0.57	3.3 V, 1.8 A
POE60C-50_	6	193.0	173.7	0.344	0.043	0.660	8.0	7	2.9	0.55	5.0 V, 1.2 A
POE60C-12_	6	204.0	183.6	0.293	0.083	0.545	5.8	3	3.0	0.52	12.0 V, 0.5 A
Discontinuous mode											
POE60D-18_	6	75.0	67.5	0.311	0.018	0.575	6.7	16	2.9	1.0	1.8 V, 3.3 A
POE60D-25_	6	80.0	72.0	0.219	0.017	0.388	5.0	12	3.0	0.95	2.5 V, 2.4 A
POE60D-33_	6	85.0	76.5	0.285	0.026	0.530	4.0	10	3.0	0.90	3.3 V, 1.8 A
POE60D-50_	6	90.0	81.0	0.271	0.033	0.529	3.1	7	2.8	0.85	5.0 V, 1.2 A
POE60D-12_	6	95.0	85.5	0.265	0.074	0.484	2.4	3	3.0	0.80	12.0 V, 0.5 A

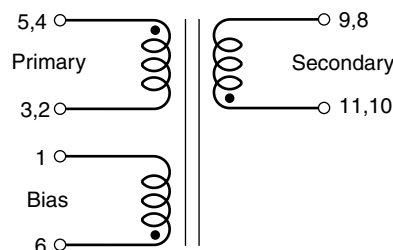
1. When ordering, please specify **packaging** code:

POE60D-12 D

Packaging: **D** = 13" machine-ready reel. EIA-481 embossed plastic tape (400 parts per full reel).

B = Less than full reel. In tape, but not machine ready. To have a leader and trailer added (\$25 charge), use code letter D instead.

- Inductance is measured at 250 kHz, 0.5 Vrms.
- Peak primary current drawn at minimum input voltage.
- Leakage inductance is for the primary winding with the secondary winding shorted.
- Designed to remain in continuous mode operation at power levels of 3 Watts and above.
- Operating temperature range -40°C to +125°C.
- Electrical specifications at 25°C.



Coilcraft®

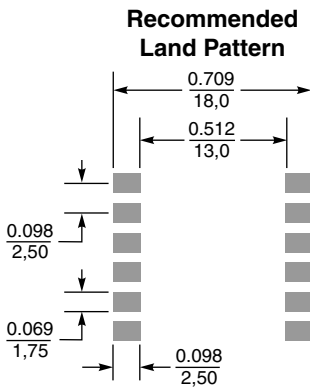
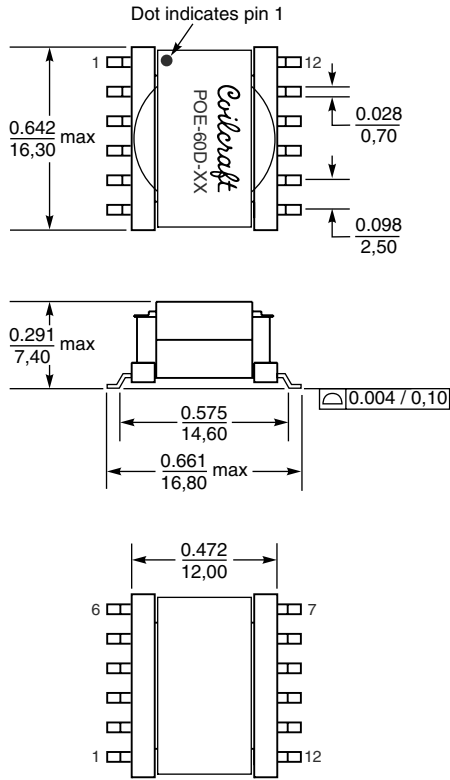
Specifications subject to change without notice. Document 402-1 Revised 10/12/04

1102 Silver Lake Road Cary, Illinois 60013 Phone 847/639-6400 Fax 847/639-1469

E-mail info@coilcraft.com Web <http://www.coilcraft.com>

NEW!

Miniature Flyback Transformers for PoE



Tape and reel: 400/13" reel 32 mm tape width
 For packaging data see Tape and Reel Specifications section.

Coilcraft[®]

Specifications subject to change without notice. Document 402-2 Revised 10/12/04

1102 Silver Lake Road Cary, Illinois 60013 Phone 847/639-6400 Fax 847/639-1469

E-mail info@coilcraft.com Web <http://www.coilcraft.com>