


MPR Series — Flameproof Metal Plate Resistor



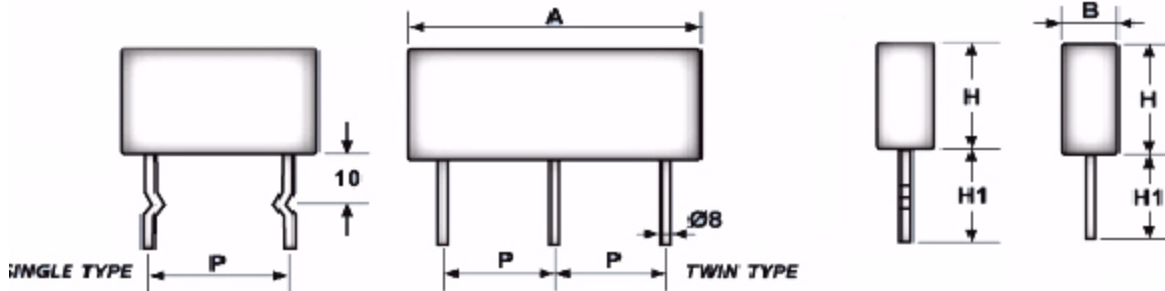
Features

- Small size with high power ratio
- Low resistance values and low inductance
- Crimped leads keep circuit board temperatures cooler
- RoHS compliant / Lead-free



Electrical Specifications

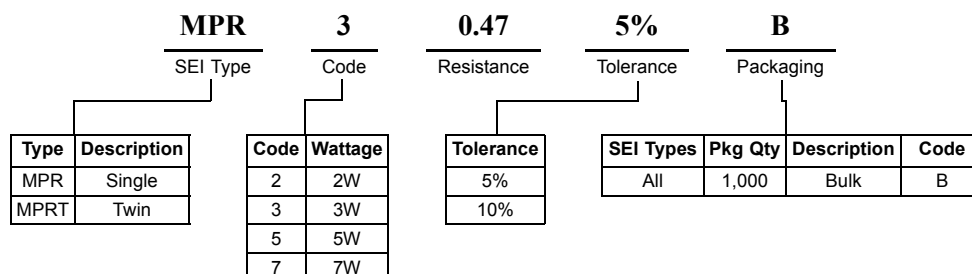
Type / Code	Power Rating (Watts) @ 70°C	Maximum Working Voltage (V)	Maximum Overload Voltage (V)	TCR	Ohmic Range and Tolerance	
					5%	10%
MPR 3	3W	350V	700V	350ppm/°C	0.01Ω–1.0Ω	0.01Ω–1.0Ω
MPR 5	5W					
MPRT 2	2W + 2W				0.22Ω–0.56Ω	0.03Ω–0.56Ω
MPRT 3	3W + 3W					
MPRT 5	5W + 5W					
MPRT 7	7W + 7W					

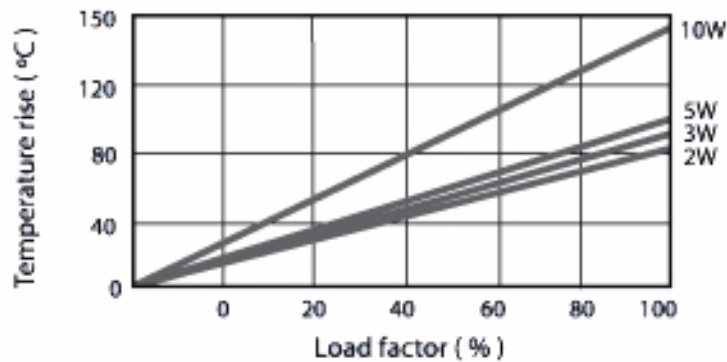
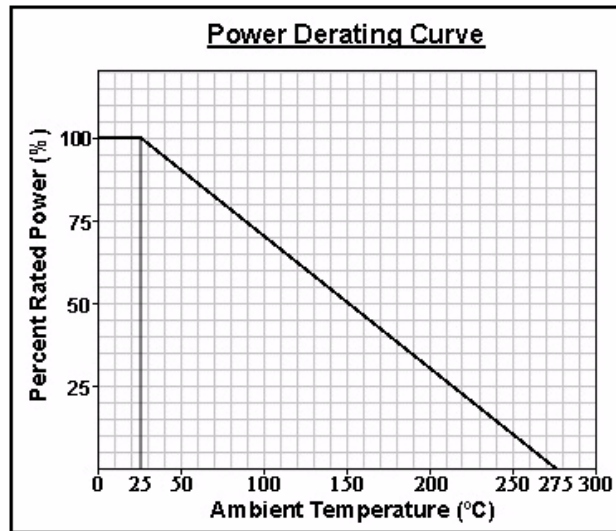


Mechanical Specifications

Type	A	B	H	H1	P	Units
Tolerance	±0.0394	0.0394	0.0394	0.0394	0.0394	inches
	±1	1	1	1	1	mm
MPR 3	0.5512 14	0.1969 5	0.5118 13	0.5118 13	0.3937 10	inches mm
MPR 5	0.5512 14	0.1969 5	0.7087 18	0.5118 13	0.3937 10	inches mm
MPRT 2	1.0236 26	0.1969 5	0.3346 8.5	0.5118 13	0.3937 10	inches mm
MPRT 3	1.0236 26	0.1969 5	0.5118 13	0.5118 13	0.3937 10	inches mm
MPRT 5	1.0236 26	0.1969 5	0.7087 18	0.5118 13	0.3937 10	inches mm
MPRT 7	1.0236 26	0.1969 5	0.7874 20	0.5118 13	0.3937 10	inches mm

How to Order





Performance Characteristics

Test	Test Results
Short Time Overload	2% ± 0.05
Humidity Load Life	3% ± 0.05
Temp Cycling	2% ± 0.05
Resistance to Soldering Heat	2% ± 0.05
Load Life @ 70C - 1,000 hrs	3% ± 0.05