

miniature based

Miniature Based LED Lamps



LED[®]
LEDTRONICS, INC.
THE FUTURE OF LIGHT

23105 Kashiwa Court, Torrance, CA 90505
Phone: (800) 579-4875 or (310) 534-1505
Fax: (310) 534-1424
E-mail: webmaster@ledtronics.com
Website: www.ledtronics.com

Once limited to simple status indicators, Light Emitting Diodes (LEDs) now play prominent roles in back lighting, panel indication, decorative illumination, emergency lighting, animated signage, etc.... The emergence of LEDs as a viable alternative to incandescent lighting can be attributed to new manufacturing technologies, packaging innovations and an increasing number of colors. These factors along with the growing awareness of the advantages of LEDs (e.g., a life span measured in years not hours, vivid sunlight-visible colors and low power requirements) have engineers, product designers, purchasing agents and component vendors viewing LEDs in a whole new light.

For many applications LED lamps are superior to incandescent lighting. So why is it that in tens of millions of switches, indicators, control panels, signs, annunciators, displays, decor lights and dozens of other applications, design engineers still specify incandescent technology? It might be that they're just a few years behind what's really happening in LED illumination.

Although advances made in LED technology in the past few years have dramatically broadened the applications for these rugged little light sources, it wasn't that long ago that red was the only "daylight-visible" colored LED. And that wasn't the only thing limiting their use!

Unlike incandescent bulbs that give off the full spectrum of light in a spherical pattern, LEDs emit a focused beam of a single wavelength (color) in only one direction, in a variety of angles. For many applications, such as indicators or switch illuminators, this is not a problem, but it took the development of multi-chip arrays and high-flux LED chips to begin to achieve the effect of an incandescent filament.

Major advancements in LED technology have taken place in recent years such as development of new "doping" technologies that increase LED light output by as much as 20 times over earlier generations, and allow the production of daylight-visible LEDs in virtually any color of the spectrum. In addition to red, yellow, and amber/orange, LEDs are now available in many colors from leaf green to ultra blue. Even white light, long thought to be an impossibility, is now available in three different shades as a light-emitting diode.

The efficiency of LEDs is most apparent in applications requiring color. Light from a typical incandescent bulb must be filtered so that only light from a particular part of the spectrum (e.g., red, amber or green, etc...) for example—is visible. While LEDs deliver 100 percent of their energy as colored light, incandescent bulbs waste 90 percent or more of their energy in light blocked by the colored lens or filter. Incandescent bulbs also waste 80 percent to 90 percent of their energy on heat generation to reach the temperature for which (Kelvin scale) they are designed.

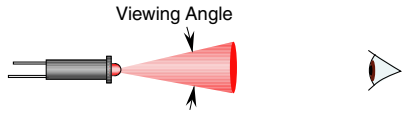
The point is that what was once a fairly marginal light source isn't marginal any more. In many applications, LEDs exceed the energy available from incandescent bulbs and offer significant additional benefits making LED clusters and lamps as friendly to the environment as they are to the operating budget.

Table of Contents

Description	Page
Application Notes.	4
Questionnaire.	5
T1 (3mm) Sub-Midget Based LEDs.	6
T1 (3mm) Sub-Midget Bi-Pin Based LEDs.	7
T1-1/2 (4.5mm) Midget Wedge Based LEDs.	8
T1-3/4 (5mm) Midget Wedge Based LEDs.	9
T1-3/4 (5mm) Midget Flange Based LEDs.	10
T1-3/4 (5mm) Midget Groove Based LEDs.	11
T1-3/4 (5mm) Midget Screw Based LEDs.	12
T1-3/4 (5mm) Midget Bi-Pin Based LEDs.	13
T3-1/4 (9mm) Miniature Based LED Lamps.	14–17
T3-1/4 (9mm) Miniature Wedge Based LEDs.	18–19
T3-1/4 (9mm) Miniature Scew Based LEDs.	20
S6 Candelabra Screw Based LEDs.	21–22
T5.5K European Telephone Slide Based LEDs.	23
T6.8 European Telephone Slide Based LEDs.	24
T2 ANSI #5 Telephone Slide Based LEDs.	25
T2 ANSI #2 & #3 Telephone Slide Based LEDs.	26
T2 #1 Telephone Slide Based LEDs.	27
LED Color Chart.	28

Series Number – Page Number

Series	Page	Series	Page	Series	Page
1SB200	27	BP121	7	S200	12
1SBF200	27	BP122	7	S206	12
2SB200	26	BP124	7	S321	20
2SB206	26	BP200	13	SF200	12
2SBF200	26	BP203	13	SF321	20
5SB200	25	BPF120	7	SF464	21,22
5SB206	25	BPF200	13	SL424	22
5SBF200	25	BSD1174	27	SL464	22
55KSB200	23	F120	6	SL467	22
55KSB206	23	F121	6	SLF461	21,22
55KSBF200	23	F122	6	SLF464	21,22
68SB200	24	F124	6	SLF467	21,22
68SB206	24	F200	10	WF150	8
68SBF200	24	F206	10	WF200	9
B3127	17	FF120	6	WF3126	18,19
B3206	17	FF200	10	WF3127	18,19
B321	17	FFL200	10	WF321	18,19
BF304	14,15,16,17	FL206	10		
BF3126	14,15,16,17	G200	11		
BF3127	14,15,16,17	G206	11		
BF321	14,15,16,17	GF200	11		
BM326	17	HL230	6		
BN306	17	HLC2020	6		
BN307	17	HLC310	6		
BN309	17	HLD310	6		
BP120	7	RFI EMI	6		

Viewing Distance?	How far is the operator / technician when the indicator must be visible? 5 to 10 feet, 20 to 50 feet, 100 to 200 feet, 500 to 1000 feet?	
Viewing Angle?	0 to 12 degrees – Narrow Beam 30 to 60 degrees – Medium Beam 100 to 160 degrees – Wide Beam	
LED Color?	Ultra Red, Hi-Efficiency Red, Standard Red, Orange, Yellow, Cool white, Ultra Green, Aqua Green, Blue	
Lens Type?	Diffused lenses are used in applications where direct viewing or indication is needed. Clear lenses are used in application where illumination is needed. Is the lens fluted?	
Ambient Lighting?	Standard office lighting. High ceiling factory lighting. Indirect sunlight. Direct sunlight	
Potential Quality and Target Price?	How many pieces are required within a given time frame? How much budgetary funding is allowed for this item or project?	

LEDTRONICS, INC.
THE FUTURE OF LIGHT



23105 Kashiwa Court, Torrance, CA 90505
Phone: (800) 579-4875 or (310) 534-1505
Fax: (310) 534-1424
E-mail: webmaster@ledtronics.com
Website: www.ledtronics.com



Based LED Questionnaire

Date _____

About you

The following information assists LEDtronics in determining the most appropriate FREE LED product SAMPLE. Fax to (310) 534-1424 for fast response.






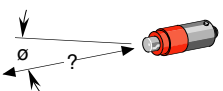

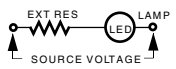
Name: _____ Phone: () _____
 Company: _____ Fax: () _____
 Address: _____ M/S: _____
 City: _____ State: _____ Zip: _____
 E-Mail: _____

About your company




What does your company manufacture _____
 Is your company Govt/Military Govt Contractor OEM Distributor Utility MRO
 Requirement is for R&D Replacement New Application Other _____
 Total annual quantity _____
 Target price _____ Time frame Immediate 3 months 6 months

For internal use only
 SIC code: _____
 Originator: _____
 Rep: _____
 Current Customer Yes No

About your application

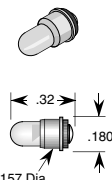
 Incandescent/LED No. _____ mAmps _____ Design Volts _____ MSCD _____
 Base size T1 T2 T1 3/4 T3 1/4 S6 15mm Other _____
 Base type Flange Bayonet Wedge Bi-pin Screw Groove Other _____
 Operating voltage (max) 5V 12V 24V 28V 120VAC Other _____
 Center contact
 Voltage (type) AC DC Bipolar Polarity of center contact + -
 Lens color Red Orange Amber Yellow White Green Blue Other _____
 Lens type Clear Diffused Lens size 16mm 22mm 30mm Other _____
 Lens shape Circular Square Rectangular
 Jelly-jar Other _____
 Ambient lighting conditions Indirect sunlight Direct sun Office Lowlight Darkroom
 Maximum viewing distance desired 1 ft 5 ft 10 ft 20 ft 50 ft Other _____
 Maximum viewing angle desired Straight on 30i 60i 90i Other _____
 Distance between top of lamp and lens/filter 1/8" 1/4" 1/2" Other _____
 Is an external resistor in series with the lamp Yes No If yes, Ohms _____ Watts _____
 What is the source voltage if higher than the operating voltage of the lamp _____
 Would like updated literature Yes No More info on: Based Panel PCB Discrete Other _____
 Applicable statutory and regulatory requirements Yes No Doc. No. _____

Additional Notes/Sketches

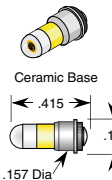
Ceramic Base	FF120	Contact	650 mcd/75 Ft. cd				
570nm Lime Green InGaAlP  F121 Ceramic Base FF120	682,685,714,718	FF120-0UG-005P	5V	20	36	120°	Center Contact Polarity P = Positive N = Negative Replace FF120 With F120 Medium (50°) Beam Intensity 165 mcd @ 20 mA
	7241	FF120-0UG-018P	18V	15	27		
	6839	FF120-0UG-024P	24V	12	22		
	6839	FF120-0UG-028P	28V	12	22		
525nm Aqua Green SiC/GaN  F121 Ceramic Base FF120	682,685,714,718	FF120-0AG-005P	5V	15	200	120°	Center Contact Polarity P = Positive N = Negative Replace FF120 With F120 Narrow (15°) Beam Intensity 5K mcd/145 Ft.Cd
	7241	FF120-0AG-018P	18V	15	200		
	6839	FF120-0AG-024P	24V	10	150		
	6839	FF120-0AG-028P	28V	10	150		
470nm Super Blue SiC/GaN  F121 Ceramic Base FF120	682,685,714,718	FF120-0PB-005P	5V	15	60	120°	Center Contact Polarity P = Positive N = Negative Replace FF120 With F120 Std. (15°) Beam Intensity 1.5K mcd/32 Ft.Cd @ 15 mA
	7241	FF120-0PB-018P	18V	15	60		
	6839	FF120-0PB-024P	24V	10	45		
	6839	FF120-0PB-028P	28V	10	45		

All dimensions in inches. For millimeters multiply by 25.4

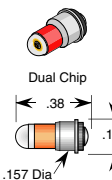
Options



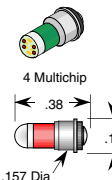
Series: F120 (No Resistor)
PN Example: F120-OUR-002F



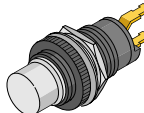
Series: F121 (1 Chip, 160°)
PN Example: F121-UY-005P



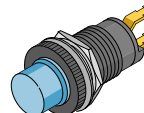
Series: F122 (2 Chip, 160°)
PN Example: F122-UO-005P



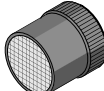
Series: F124 (4 Chip, 160°)
PN Example: F124-OUR-028P



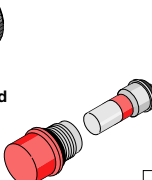
Series: HLD310 (Rear Mount)
PN Example: HLD310CW900-5V-P



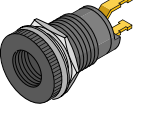
Series: HLC310 (Front Mount)
PN Example: HLC310CB1K-5V-P



RFI EMI Shield



Lens: HL230



Holder: HLC2020

See Data Sheet Log #119 for Complete Information on Panel Mount LEDs

Log # 122A Rev 09-2000

LEDTRONICS, INC.
THE FUTURE OF LIGHT



23105 Kashiwa Court, Torrance, CA 90505
 Phone: (800) 579-4875 or (310) 534-1505
 Fax: (310) 534-1424
 E-mail: webmaster@ledtronics.com
 Website: www.ledtronics.com



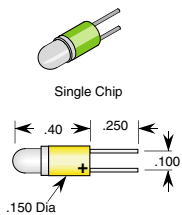


T1(3mm) Sub-Midget Bi-Pin Based LEDs

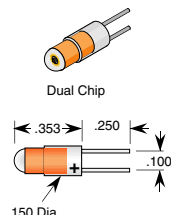
Subminiature Packages	Replaces Incandescent	Part Number	Electrical-Optical Characteristics (Ta = 25°C)			Angle of Illumination	Special Features
			Voltage V typ	Current mA typ	Intensity mcd		
660nm Ultra Red GaAlAs/GaAlAs BP121 Ceramic Base BPF120 	7265,7680,7714	BPF120-0UR-005V	5V	20	100	120°	Contact Polarity V = DC only Replace BPF120 With BP120 Standard (65°) Beam Intensity 180 mcd/30 Ft.Cd @20 mA
		BPF120-0UR-014V	12/14V	15	50		
	7839	BPF120-0UR-024V	24V	12	33		
	7839	BPF120-0UR-028V	28V	12	33		
612nm Super Orange InGaAlP BP121 Ceramic Base BPF120 	7265,7680,7714	BPF120-0UO-005V	5V	20	85	120°	Contact Polarity V = DC only Replace BPF120 With BP120 Medium (50°) Beam Intensity 350 mcd@20 mA
		BPF120-0UO-014V	12/14V	15	64		
	7839	BPF120-0UO-024V	24V	12	51		
	7839	BPF120-0UO-028V	28V	12	51		
595nm Super Yellow InGaAlP BP121 Ceramic Base BPF120 	7265,7680,7714	BPF120-0UY-005V	5V	20	32	120°	Contact Polarity V = DC only Replace BPF120 With BP120 Medium (50°) Beam Intensity 1K mcd@20 mA
		BPF120-0UY-014V	12/14V	15	21		
	7839	BPF120-0UY-024V	24V	12	15		
	7839	BPF120-0UY-028V	28V	12	15		
8000K Cool White SiC/GaN BP121 Ceramic Base BPF120 	7265,7680,7714	BPF120-0CW-005V	5V	15	150	120°	Contact Polarity V = DC only Replace BPF120 With BP120 Std (50°) Beam Intensity 650 mcd/75 Ft. cd @ 15 mA
		BPF120-0CW-014V	12/14V	15	150		
	7839	BPF120-0CW-024V	24V	10	100		
	7839	BPF120-0CW-028V	28V	10	100		
570nm Lime Green InGaAlP BP121 Ceramic Base BPF120 	7265,7680,7714	BPF120-0UG-005V	5V	20	36	120°	Contact Polarity V = DC only Replace BPF120 With BP120 Medium (50°) Beam Intensity 165 mcd@ 20 mA
		BPF120-0UG-014V	12/14V	15	27		
	7839	BPF120-0UG-024V	24V	12	22		
	7839	BPF120-0UG-028V	28V	12	22		
525nm Aqua Green SiC/GaN BP121 Ceramic Base BPF120 	7265,7680,7714	BPF120-0AG-005V	5V	15	200	120°	Contact Polarity V = DC only Replace BPF120 With BP120 Narrow (15°) Beam Intensity 5K mcd/145 Ft.Cd @ 15 mA
		BPF120-0AG-014V	12/14V	15	200		
	7839	BPF120-0AG-024V	24V	10	150		
	7839	BPF120-0AG-028V	28V	10	150		
470nm Super Blue SiC/GaN BP121 Ceramic Base BPF120 	7265,7680,7714	BPF120-0PB-005V	5V	15	60	120°	Contact Polarity V = DC only Replace BPF120 With BP120 Std (15°) Beam Intensity 1.5K mcd/32 Ft.Cd @ 15 mA
		BPF120-0PB-014V	12/14V	15	60		
	7839	BPF120-0PB-024V	24V	10	45		
	7839	BPF120-0PB-028V	28V	10	45		

All dimensions in inches. For millimeters multiply by 25.4

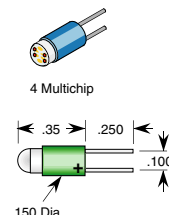
Options



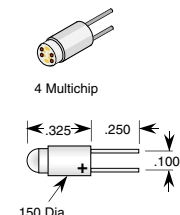
Series: BP120 (No Resistor)
PN Example: BP120-0UY-005B



Series: BP122 (2Chip 160°)
PN Example: BP122-0CO-005B



Series: BP124 (4 Chip 160°)
PN Example: BP124-0UG-005B

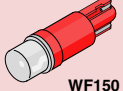
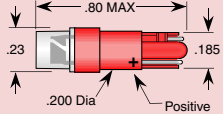

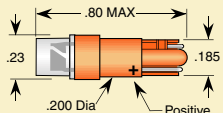

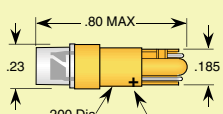

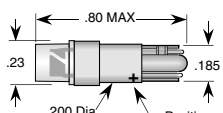

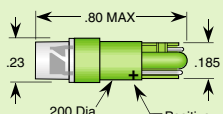

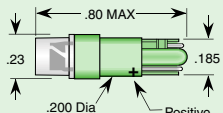
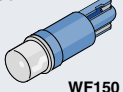
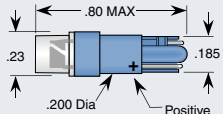


Series: BP124 (4 Chip 160°)
PN Example: BP124-0CW-005B

Log # 122B Rev 09-2000

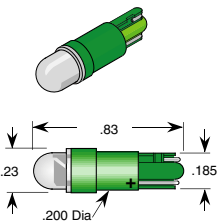


T1-1/2 (4.5mm) Midget Wedge Based LEDs

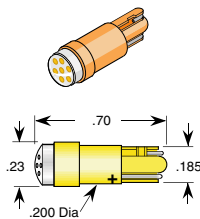
Subminiature Packages	Replaces Incandescent	Part Number	Electrical-Optical Characteristics (Ta = 25°C)			Angle of Illumination	Special Features
			Voltage V typ	Current mA typ	Intensity mcd		
660nm Ultra Red GaAlAs/GaAlAs  WF150		56,79,84,86	WF150-0UR-005V	5V	20	115	120 _i Contact Polarity V = DC only Replace WF150 With W150 Narrow Beam (15 _i) Intensity 1.6K mcd/52 Ft.Cd @20 mA
		18,37,73,74	WF150-0UR-014V	12/14V	20	115	
		17, 85	WF150-0UR-024V	24V	15	85	
		17, 85	WF150-0UR-028V	28V	15	85	
612nm Super Orange InGaAlP  WF150		56,79,84,86	WF150-0UO-005V	5V	20	130	120 _i Contact Polarity V = DC only Replace WF150 With W150 Narrow Beam (15 _i) Intensity 3.5K mcd@20 mA
		18,37,73,74	WF150-0UO-014V	12/14V	20	130	
		17, 85	WF150-0UO-024V	24V	15	98	
		17, 85	WF150-0UO-028V	28V	15	98	
595nm Super Yellow InGaAlP  WF150		56,79,84,86	WF150-0UY-005V	5V	20	116	120 _i Contact Polarity V = DC only Replace WF150 With W150 Narrow Beam (15 _i) Intensity 3.2K mcd@20 mA
		18,37,73,74	WF150-0UY-014V	12/14V	20	116	
		17, 85	WF150-0UY-024V	24V	15	75	
		17, 85	WF150-0UY-028V	28V	15	75	
8000K Cool White SiC/GaN  WF150		56,79,84,86	WF150-0CW-005V	5V	15	160	120 _i Contact Polarity V = DC only Replace WF150 With W150 Std. Beam (50 _i) Intensity 750 mcd/75 Ft. cd @ 15 mA
		18,37,73,74	WF150-0CW-014V	12/14V	15	160	
		17, 85	WF150-0CW-024V	24V	15	160	
		17, 85	WF150-0CW-028V	28V	15	160	
570nm Lime Green InGaAlP  WF150		56,79,84,86	WF150-0UG-005V	5V	20	58	120 _i Contact Polarity V = DC only Replace WF150 With W150 Narrow Beam (12-15 _i) Intensity 1K mcd@ 20 mA
		18,37,73,74	WF150-0UG-014V	12/14V	20	58	
		17, 85	WF150-0UG-024V	24V	15	44	
		17, 85	WF150-0UG-028V	28V	15	44	
525nm Aqua Green SiC/GaN  WF150		56,79,84,86	WF150-0AG-005V	5V	15	400	120 _i Contact Polarity V = DC only Replace WF150 With W150 Narrow Beam (15 _i) Intensity 7K mcd/250 Ft.Cd @ 15 mA
		18,37,73,74	WF150-0AG-014V	12/14V	15	400	
		17, 85	WF150-0AG-024V	24V	15	400	
		17, 85	WF150-0AG-028V	28V	15	400	
470nm Super Blue SiC/GaN  WF150		56,79,84,86	WF150-0PB-005V	5V	15	125	120 _i Contact Polarity V = DC only Replace WF150 With W150 Std. Beam (15 _i) Intensity 2K mcd/60 Ft.Cd @ 15 mA
		18,37,73,74	WF150-0PB-014V	12/14V	15	125	
		17, 85	WF150-0PB-024V	24V	15	125	
		17, 85	WF150-0PB-028V	28V	15	125	

All dimensions in inches. For millimeters multiply by 25.4

Options




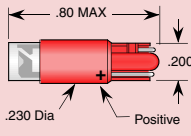

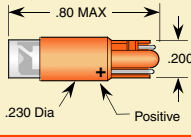
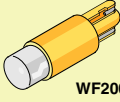
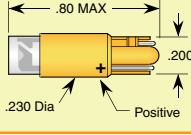
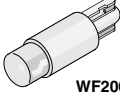
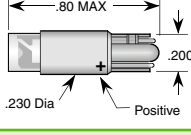
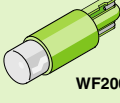
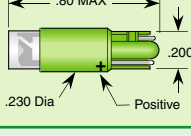
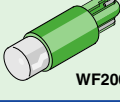
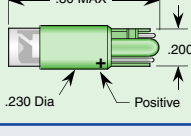
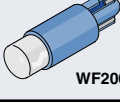
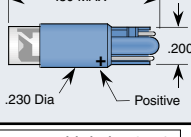
Series: W150
PN Example: W150-0AG-005B



Series: W156
PN Example: W156-0UY-005B

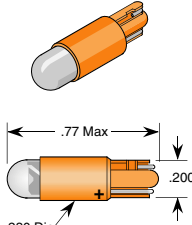


T1-3/4 (5mm) Midget Wedge Based LEDs

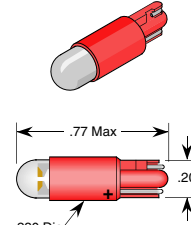
Subminiature Packages	Replaces Incandescent	Part Number	Electrical-Optical Characteristics (Ta = 25°C)			Angle of Illumination	Special Features
			Voltage V typ	Current mA typ	Intensity mcd		
660nm Ultra Red GaAlAs/GaAlAs  WF200 	56,79,84,86	WF200-0UR-005V	5V	20	115	120° Contact Polarity V = DC only Replace WF200 With W200 Narrow Beam (15°) Intensity 1.6K mcd/52 Ft.Cd @20 mA	
	18,37,73,74	WF200-0UR-014V	12/14V	20	115		
	17, 85	WF200-0UR-024V	24V	15	85		
	17, 85	WF200-0UR-028V	28V	15	85		
612nm Super Orange InGaAlP  WF200 	56,79,84,86	WF200-0UO-005V	5V	20	130	120° Contact Polarity V = DC only Replace WF200 With W200 Narrow Beam (15°) Intensity 3.5K mcd@ 20 mA	
	18,37,73,74	WF200-0UO-014V	12/14V	20	130		
	17, 85	WF200-0UO-024V	24V	15	98		
	17, 85	WF200-0UO-028V	28V	15	98		
595nm Super Yellow InGaAlP  WF200 	56,79,84,86	WF200-0UY-005V	5V	20	116	120° Contact Polarity V = DC only Replace WF200 With W200 Narrow Beam (15°) Intensity 3.2K mcd @ 20 mA	
	18,37,73,74	WF200-0UY-014V	12/14V	20	116		
	17, 85	WF200-0UY-024V	24V	15	75		
	17, 85	WF200-0UY-028V	28V	15	75		
8000K Cool White SiC/GaN  WF200 	56,79,84,86	WF200-0CW-005V	5V	15	160	120° Contact Polarity V = DC only Replace WF200 With W200 Std. Beam (50°) Intensity 750 mcd/75 Ft. cd @ 15 mA	
	18,37,73,74	WF200-0CW-014V	12/14V	15	160		
	17, 85	WF200-0CW-024V	24V	15	160		
	17, 85	WF200-0CW-028V	28V	15	160		
570nm Lime Green InGaAlP  WF200 	56,79,84,86	WF200-0UG-005V	5V	20	58	120° Contact Polarity V = DC only Replace WF200 With W200 Narrow Beam (12-15°) Intensity 1K mcd @ 20 mA	
	18,37,73,74	WF200-0UG-014V	12/14V	20	58		
	17, 85	WF200-0UG-024V	24V	15	44		
	17, 85	WF200-0UG-028V	28V	15	44		
525nm Aqua Green SiC/GaN  WF200 	56,79,84,86	WF200-0AG-005V	5V	15	400	120° Contact Polarity V = DC only Replace WF200 With W200 Narrow Beam (15°) Intensity 7K mcd/250 Ft.Cd @ 15 mA	
	18,37,73,74	WF200-0AG-014V	12/14V	15	400		
	17, 85	WF200-0AG-024V	24V	15	400		
	17, 85	WF200-0AG-028V	28V	15	400		
470nm Super Blue SiC/GaN  WF200 	56,79,84,86	WF200-0PB-005V	5V	15	125	120° Contact Polarity V = DC only Replace WF200 With W200 Std. Beam (15°) Intensity 2K mcd/60 Ft.Cd @ 15 mA	
	18,37,73,74	WF200-0PB-014V	12/14V	15	125		
	17, 85	WF200-0PB-024V	24V	15	125		
	17, 85	WF200-0PB-028V	28V	15	125		

All dimensions in inches. For millimeters multiply by 25.4

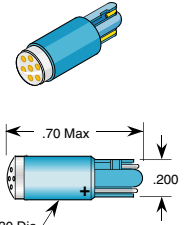
Options



Series: W200
PN Example: W200-UO-005B



Series: W202
PN Example: W202-UR-005B

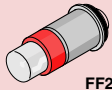
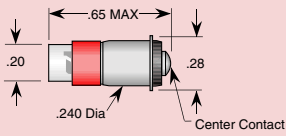
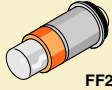
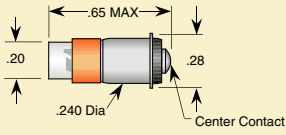
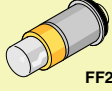
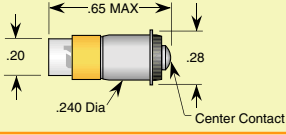
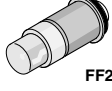
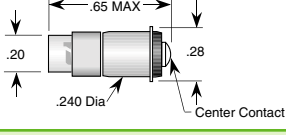

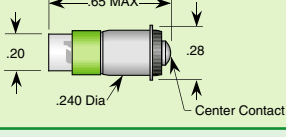

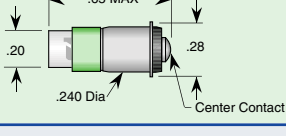

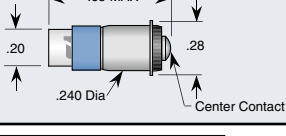


Series: W206
PN Example: W206-0PB-005B

Log # 122D Rev 08-2000

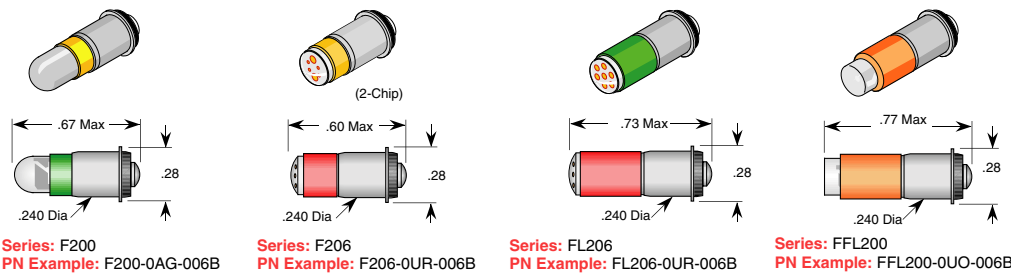


T1-3/4 (5mm) Midget Flange Based LEDs

Subminiature Packages	Replaces Incandescent	Part Number	Electrical-Optical Characteristics (Ta = 25°C)			Angle of Illumination	Special Features
			Voltage V typ	Current mA typ	Intensity mcd		
660nm Ultra Red GaAlAs/GaAlAs  FF200 	328,345,350	FF200-OUR-006B	5/6V	20	115	120°	Center Contact Polarity B = BiPolar AC/DC
	330,382,394	FF200-OUR-014B	12/14V	20	115		Replace FF200 With F200 Narrow Beam (15°) Intensity 1.6K mcd/52 Ft.Cd @ 20 mA
	327,376,387	FF200-OUR-024B	24V	15	85		
	327,376,387	FF200-OUR-028B	28V	15	85		
612nm Super Orange InGaAlP  FF200 	328,345,350	FF200-UOU-006B	5/6V	20	130	120°	Center Contact Polarity B = BiPolar AC/DC
	330,382,394	FF200-UOU-014B	12/14V	20	130		Replace FF200 With F200 Narrow (15°) Beam Intensity 3.5K mcd @ 20 mA
	327,376,387	FF200-UOU-024B	24V	15	98		
	327,376,387	FF200-UOU-028B	28V	15	98		
595nm Super Yellow InGaAlP  FF200 	328,345,350	FF200-UUY-006B	5/6V	20	116	120°	Center Contact Polarity B = BiPolar AC/DC
	330,382,394	FF200-UUY-014B	12/14V	20	116		Replace FF200 With F200 Narrow (15°) Beam Intensity 3.2K mcd @ 20 mA
	327,376,387	FF200-UUY-024B	24V	15	75		
	327,376,387	FF200-UUY-028B	28V	15	75		
8000K Cool White SiC/GaN  FF200 	328,345,350	FF200-OCW-006B	5V	15	160	120°	Center Contact Polarity B = BiPolar AC/DC
	330,382,394	FF200-OCW-014B	12/14V	15	160		Replace FF200 With F200 Std. (50°) Beam Intensity 750 mcd/75 Ft. cd
	327,376,387	FF200-OCW-024B	24V	15	160		
	327,376,387	FF200-OCW-028B	28V	15	160		
570nm Lime Green InGaAlP  FF200 	328,345,350	FF200-UG-006B	5/6V	20	58	120°	Center Contact Polarity B = BiPolar AC/DC
	330,382,394	FF200-UG-014B	12/14V	20	58		Replace FF200 With F200 Narrow (12-15°) Beam Intensity 1K mcd @ 20 mA
	327,376,387	FF200-UG-024B	24V	15	44		
	327,376,387	FF200-UG-028B	28V	15	44		
525nm Aqua Green SiC/GaN  FF200 	328,345,350	FF200-OAG-006B	5/6V	15	400	120°	Center Contact Polarity B = BiPolar AC/DC
	330,382,394	FF200-OAG-014B	12/14V	15	400		Replace FF200 With F200 Narrow (15°) Beam Intensity 7K mcd/250 Ft.Cd
	327,376,387	FF200-OAG-024B	24V	15	400		
	327,376,387	FF200-OAG-028B	28V	15	400		
470nm Super Blue SiC/GaN  FF200 	328,345,350	FF200-0PB-006B	5/6V	15	125	120°	Center Contact Polarity B = BiPolar AC/DC
	330,382,394	FF200-0PB-014B	12/14V	15	125		Replace FF200 With F200 Std. (15°) Beam Intensity 2K mcd/60 Ft.Cd
	327,376,387	FF200-0PB-024B	24V	15	125		
	327,376,387	FF200-0PB-028B	28V	15	125		

All dimensions in inches. For millimeters multiply by 25.4








Options



Log # 122Dd Rev 09-2000

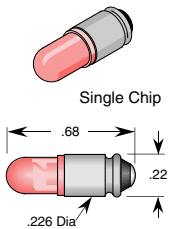


T1-3/4 (5mm) Midget Groove Based LEDs

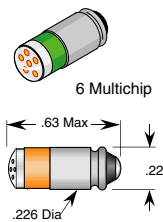
Subminiature Packages	Replaces Incandescent	Part Number	Electrical-Optical Characteristics (Ta = 25°C)			Angle of Illumination	Special Features
			Voltage V typ	Current mA typ	Intensity mcd		
660nm Ultra Red GaAlAs/GaAlAs  GF200	337,379,398	GF200-0UR-006B	5/6V	20	115	120°	Center Contact Polarity B = BiPolar AC/DC Replace GF200 With G200 Narrow (15°) Beam Intensity 1.6K mcd/52 Ft.Cd @20 mA
	386	GF200-0UR-014B	12/14V	20	115		
	334,388	GF200-0UR-024B	24V	15	85		
	334,388	GF200-0UR-028B	28V	15	85		
612nm Super Orange InGaAlP  GF200	337,379,398	GF200-0UO-006B	5/6V	20	130	120°	Center Contact Polarity B = BiPolar AC/DC Replace GF200 With G200 Narrow (15°) Beam Intensity 3.5K mcd@20 mA
	386	GF200-0UO-014B	12/14V	20	130		
	334,388	GF200-0UO-024B	24V	15	98		
	334,388	GF200-0UO-028B	28V	15	98		
595nm Super Yellow InGaAlP  GF200	337,379,398	GF200-0UY-006B	5/6V	20	116	120°	Center Contact Polarity B = BiPolar AC/DC Replace GF200 With G200 Narrow (15°) Beam Intensity 3.2K mcd@20 mA
	386	GF200-0UY-014B	12/14V	20	116		
	334,388	GF200-0UY-024B	24V	15	75		
	334,388	GF200-0UY-028B	28V	15	75		
8000K Cool White SiC/GaN  GF200	337,379,398	GF200-0CW-006B	5/6V	15	160	120°	Center Contact Polarity B = BiPolar AC/DC Replace GF200 With G200 Std. (50°) Beam Intensity 750 mcd/75 Ft. cd
	386	GF200-0CW-014B	12/14V	15	160		
	334,388	GF200-0CW-024B	24V	15	160		
	334,388	GF200-0CW-028B	28V	15	160		
570nm Lime Green InGaAlP  GF200	337,379,398	GF200-0UG-006B	5/6V	20	58	120°	Center Contact Polarity B = BiPolar AC/DC Replace GF200 With G200 Narrow (12-15°) Beam Intensity 1K mcd@ 20 mA
	386	GF200-0UG-014B	12/14V	20	58		
	334,388	GF200-0UG-024B	24V	15	44		
	334,388	GF200-0UG-028B	28V	15	44		
525nm Aqua Green SiC/GaN  GF200	337,379,398	GF200-0AG-006B	5/6V	15	400	120°	Center Contact Polarity B = BiPolar AC/DC Replace GF200 With G200 Narrow (15°) Beam Intensity 7K mcd/250 Ft.Cd
	386	GF200-0AG-014B	12/14V	15	400		
	334,388	GF200-0AG-024B	24V	15	400		
	334,388	GF200-0AG-028B	28V	15	400		
470nm Super Blue SiC/GaN  GF200	337,379,398	GF200-0PB-006B	5/6V	15	125	120°	Center Contact Polarity B = BiPolar AC/DC Replace GF200 With G200 Std. (15°) Beam Intensity 2K mcd/60 Ft.Cd
	386	GF200-0PB-014B	12/14V	15	125		
	334,388	GF200-0PB-024B	24V	15	125		
	334,388	GF200-0PB-028B	28V	15	125		

All dimensions in inches. For millimeters multiply by 25.4

Options



Series: G200
PN Example: G200-0UR-028B



Series: G206
PN Example: G206-0UO-028B

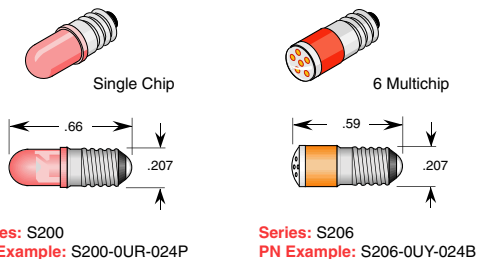


T1-3/4 (5mm) Midget Screw Based LEDs

Subminiature Packages	Replaces Incandescent	Part Number	Electrical-Optical Characteristics (Ta = 25°C)			Angle of Illumination	Special Features
			Voltage V typ	Current mA typ	Intensity mcd		
660nm Ultra Red GaAlAs/GaAlAs SF200	378,1768,1775	SF200-0UR-005P	5V	20	115	120°	Center Contact Polarity P = Positive N = Negative
	336,383	SF200-0UR-014P	12/14V	20	115		Replace SF200 With S200 Narrow (15°) Beam Intensity 1.6K mcd/52 Ft.Cd @20 mA
	342	SF200-0UR-024P	24V	15	85		
	335,342,369,399	SF200-0UR-028P	28V	15	85		
612nm Super Orange InGaIP SF200	378,1768,1775	SF200-0UO-005P	5V	20	130	120°	Center Contact Polarity P = Positive N = Negative
	336,383	SF200-0UO-014P	12/14V	20	130		Replace SF200 With S200 Narrow (15°) Beam Intensity 3.5K mcd@20 mA
	342	SF200-0UO-024P	24V	15	98		
	335,342,369,399	SF200-0UO-028P	28V	15	98		
595nm Super Yellow InGaIP SF200	378,1768,1775	SF200-0UY-005P	5V	20	116	120°	Center Contact Polarity P = Positive N = Negative
	336,383	SF200-0UY-014P	12/14V	20	116		Replace SF200 With S200 Narrow (15°) Beam Intensity 3.2K mcd@20 mA
	342	SF200-0UY-024P	24V	15	75		
	335,342,369,399	SF200-0UY-028P	28V	15	75		
8000K Cool White SiC/GaN SF200	378,1768,1775	SF200-0CW-005P	5/6V	15	160	120°	Center Contact Polarity P = Positive N = Negative
	336,383	SF200-0CW-014P	12/14V	15	160		Replace SF200 With S200 Std. (50°) Beam Intensity 750 mcd/75 Ft. cd
	342	SF200-0CW-024P	24V	15	160		
	335,342,369,399	SF200-0CW-028P	28V	15	160		
570nm Lime Green InGaIP SF200	378,1768,1775	SF200-0UG-005P	5V	20	58	120°	Center Contact Polarity P = Positive N = Negative
	336,383	SF200-0UG-014P	12/14V	20	58		Replace SF200 With S200 Narrow (12-15°) Beam Intensity 1K mcd@20 mA
	342	SF200-0UG-024P	24V	15	44		
	335,342,369,399	SF200-0UG-028P	28V	15	44		
525nm Aqua Green SiC/GaN SF200	378,1768,1775	SF200-0AG-005P	5V	15	400	120°	Center Contact Polarity P = Positive N = Negative
	336,383	SF200-0AG-014P	12/14V	15	400		Replace SF200 With S200 Narrow (15°) Beam Intensity 7K mcd/250 Ft.Cd
	342	SF200-0AG-024P	24V	15	400		
	335,342,369,399	SF200-0AG-028P	28V	15	400		
470nm Super Blue SiC/GaN SF200	378,1768,1775	SF200-0PB-005P	5V	15	125	120°	Center Contact Polarity P = Positive N = Negative
	336,383	SF200-0PB-014P	12/14V	15	125		Replace SF200 With S200 Std. (15°) Beam Intensity 2K mcd/60 Ft.Cd
	342	SF200-0PB-024P	24V	15	125		
	335,342,369,399	SF200-0PB-028P	28V	15	125		

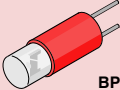
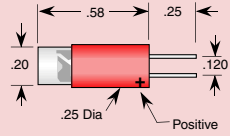
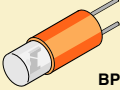
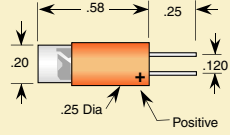
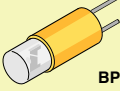
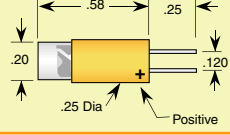
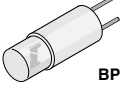
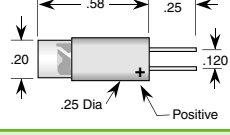
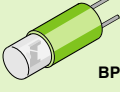
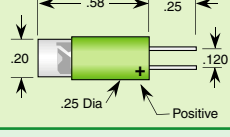

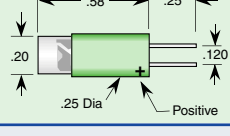

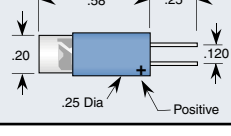
All dimensions in inches. For millimeters multiply by 25.4

Options

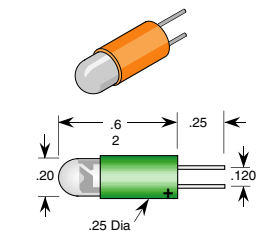




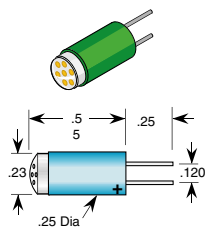
T1-3/4 (5mm) Midget Bi-Pin Based LEDs

Subminiature Packages	Replaces Incandescent	Part Number	Electrical-Optical Characteristics (Ta = 25°C)			Angle of Illumination	Special Features
			Voltage V typ	Current mA typ	Intensity mcd		
660nm Ultra Red GaAlAs/GaAlAs  BPF200		7328	BPF200-0UR-005V	5V	20	115	120° Contact Polarity V = DC only Replace BPF200 With BP200 Narrow (15°) Beam Intensity 1.6K mcd/52 Ft.Cd @20 mA
		7371	BPF200-0UR-012V	12V	20	115	
		7330,7382	BPF200-0UR-014V	12/14V	20	115	
		7327,7387	BPF200-0UR-024V	24V	15	85	
		7327,7387	BPF200-0UR-028V	28V	15	85	
612nm Super Orange InGaAlP  BPF200		7328	BPF200-0UO-005V	5V	20	130	120° Contact Polarity V = DC only Replace BPF200 With BP200 Narrow (15°) Beam Intensity 3.5K mcd@20 mA
		7371	BPF200-0UO-012V	12V	20	130	
		7330,7382	BPF200-0UO-014V	12/14V	20	130	
		7327,7387	BPF200-0UO-024V	24V	15	98	
		7327,7387	BPF200-0UO-028V	28V	15	98	
595nm Super Yellow InGaAlP  BPF200		7328	BPF200-0UY-005V	5V	20	116	120° Contact Polarity V = DC only Replace BPF200 With BP200 Narrow (15°) Beam Intensity 3.2K mcd@20 mA
		7371	BPF200-0UY-012V	12V	20	116	
		7330,7382	BPF200-0UY-014V	12/14V	20	116	
		7327,7387	BPF200-0UY-024V	24V	15	75	
		7327,7387	BPF200-0UY-028V	28V	15	75	
8000K Cool White SiC/GaN  BPF200		7328	BPF200-0CW-005V	5V	15	160	120° Contact Polarity V = DC only Replace BPF200 With BP200 Std. (50°) Beam Intensity 750 mcd/75 Ft. cd
		7371	BPF200-0CW-012V	12V	15	160	
		7330,7382	BPF200-0CW-014V	12/14V	15	160	
		7327,7387	BPF200-0CW-024V	24V	15	160	
		7327,7387	BPF200-0CW-028V	28V	15	160	
570nm Lime Green InGaAlP  BPF200		7328	BPF200-0UG-005V	5V	20	58	120° Contact Polarity V = DC only Replace BPF200 With BP200 Narrow (12-15°) Beam Intensity 1K mcd @ 20 mA
		7371	BPF200-0UG-012V	12V	20	58	
		7330,7382	BPF200-0UG-014V	12/14V	20	58	
		7327,7387	BPF200-0UG-024V	24V	15	44	
		7327,7387	BPF200-0UG-028V	28V	15	44	
525nm Aqua Green SiC/GaN  BPF200		7328	BPF200-0AG-005V	5V	15	400	120° Contact Polarity V = DC only Replace BPF200 With BP200 Narrow (15°) Beam Intensity 7K mcd/250 Ft.Cd
		7371	BPF200-0AG-012V	12V	15	400	
		7330,7382	BPF200-0AG-014V	12/14V	15	400	
		7327,7387	BPF200-0AG-024V	24V	15	400	
		7327,7387	BPF200-0AG-028V	28V	15	400	
470nm Super Blue SiC/GaN  BPF200		7328	BPF200-0PB-005V	5V	15	125	120° Contact Polarity V = DC only Replace BPF200 With BP200 Std. (15°) Beam Intensity 2K mcd/60 Ft.Cd
		7371	BPF200-0PB-012V	12V	15	125	
		7330,7382	BPF200-0PB-014V	12/14V	15	125	
		7327,7387	BPF200-0PB-024V	24V	15	125	
		7327,7387	BPF200-0PB-028V	28V	15	125	

All dimensions in inches. For millimeters multiply by 25.4



Series: BP200
PN Example: BP200-0AG-014V



Series: BP203
PN Example: BP203-1UB-014V

LED® T3-1/4 (9mm) Miniature Based LED Lamps

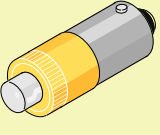
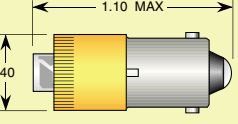
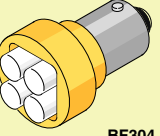
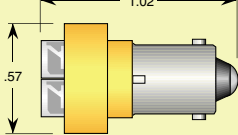
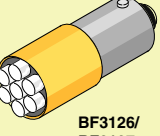
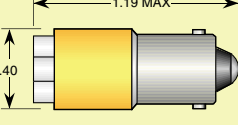
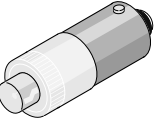
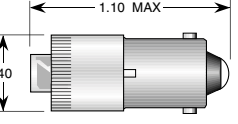
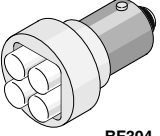
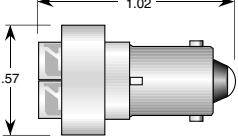
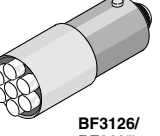
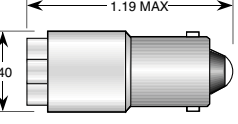
Miniature Packages		Replaces Incandescent	Part Number	Electrical-Optical Characteristics (Ta = 25°C)			Angle of Illumination	Special Features
				Voltage V typ	Current mA typ	Intensity mcd		
<p>660nm Ultra Red GaAlAs/GaAs T3-1/4 (9mm) Miniature Bayonet</p>		6MB, 44, 47, 755	BF321-OUR-006B	5/6V	20	115	120°	Center Contact Polarity B = Bipolar AC/DC A = AC only Replace BF321 With B321 for Narrow Beam (15°) 1.6K mcd/52 Ft.Cd @ 20mA
		12MB, 756	BF321-OUR-014B	12/14V	20	115		
		24MB,	BF321-OUR-024B	24V	20	115		
		313,757,1819,1829	BF321-OUR-028B	28V	20	115		
		48MB	BF321-OUR-048B	48V	12	65		
		60MB,1835	BF321-OUR-060B	60V	12	65		
		120MB, NE51H	BF321-OUR-120A	120VAC	10	50		
	BF321-OUR-130B	130V	8	40				
<p>660nm Ultra Red GaAlAs/GaAs T3-1/4 (9mm) Miniature Bayonet LED Cluster</p>		6MB, 44, 47, 755	BF304-OUR-006B	5/6V	80	460	120°	Center Contact Polarity B = Bipolar AC/DC A = AC only Replace BF304 With B304 for Narrow Beam (15°) 6.4K mcd/208 Ft.Cd @ 20mA
		12MB, 756	BF304-OUR-014B	12/14V	40	460		
		24MB,	BF304-OUR-024B	24V	20	460		
		313,757,1819,1829	BF304-OUR-028B	28V	20	460		
		48MB	BF304-OUR-048B	48V	12	260		
		60MB,1835	BF304-OUR-060B	60V	12	260		
		120MB, NE51H	BF304-OUR-120A	120VAC	10	200		
	BF304-OUR-130B	130V	8	160				
<p>660nm Ultra Red GaAlAs/GaAs T3-1/4 (9mm) Miniature Bayonet LED Cluster</p>		6MB, 44, 47, 755	BF3126-OUR-006B	5/6V	120	600	120°	Center Contact Polarity B = Bipolar AC/DC A = AC only Replace BF3126/3127 With B3126/3127 for Narrow Beam (65°) 1.3K mcd/210 Ft.Cd @ 20mA
		12MB, 756	BF3126-OUR-014B	12/14V	40	600		
		24MB,	BF3127-OUR-024B	24V	20	700		
		313,757,1819,1829	BF3127-OUR-028B	28V	20	700		
		48MB	BF3127-OUR-048B	48V	12	230		
		60MB,1835	BF3127-OUR-060B	60V	12	230		
		120MB, NE51H	BF3127-OUR-120A	120VAC	10	160		
	BF3127-OUR-130B	130V	8	140				
<p>612nm Super Orange InGaAlP T3-1/4 (9mm) Miniature Bayonet</p>		6MB, 44, 47, 755	BF321-OUO-006B	5/6V	20	130	120°	Center Contact Polarity B = Bipolar AC/DC A = AC only Replace BF321 With B321 for Narrow Beam (15°) 3.5 K mcd @ 20mA
		12MB, 756	BF321-OUO-014B	12/14V	20	130		
		24MB,	BF321-OUO-024B	24V	20	130		
		313,757,1819,1829	BF321-OUO-028B	28V	20	130		
		48MB	BF321-OUO-048B	48V	12	78		
		60MB,1835	BF321-OUO-060B	60V	12	78		
		120MB, NE51H	BF321-OUO-120A	120VAC	10	65		
	BF321-OUO-130B	130V	8	52				
<p>612nm Super Orange InGaAlP T3-1/4 (9mm) Miniature Bayonet LED Cluster</p>		6MB, 44, 47, 755	BF304-OUO-006B	5/6V	80	520	120°	Center Contact Polarity B = Bipolar AC/DC A = AC only Replace BF304 With B304 for Narrow Beam (15°) 14 K mcd @ 20mA
		12MB, 756	BF304-OUO-014B	12/14V	40	520		
		24MB,	BF304-OUO-024B	24V	20	520		
		313,757,1819,1829	BF304-OUO-028B	28V	20	520		
		48MB	BF304-OUO-048B	48V	12	312		
		60MB,1835	BF304-OUO-060B	60V	12	312		
		120MB, NE51H	BF304-OUO-120A	120VAC	10	260		
	BF304-OUO-130B	130V	8	208				
<p>612nm Super Orange InGaAlP T3-1/4 (9mm) Miniature Bayonet LED Cluster</p>		6MB, 44, 47, 755	BF3126-OUO-006B	5/6V	120	510	120°	Center Contact Polarity B = Bipolar AC/DC A = AC only Replace BF3126/3127 With B3126/3127 for Medium Beam (50°) 2.45 K mcd @ 20mA
		12MB, 756	BF3126-OUO-014B	12/14V	40	510		
		24MB,	BF3127-OUO-024B	24V	20	595		
		313,757,1819,1829	BF3127-OUO-028B	28V	20	595		
		48MB	BF3127-OUO-048B	48V	12	357		
		60MB,1835	BF3127-OUO-060B	60V	12	357		
		120MB, NE51H	BF3127-OUO-120A	120VAC	10	298		
	BF3127-OUO-130B	130V	8	238				

All dimensions in inches. For millimeters multiply by 25.4

Log # 122H Rev 10-2000



T3-1/4 (9mm) Miniature Based LED Lamps

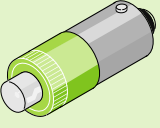
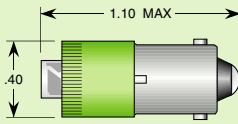
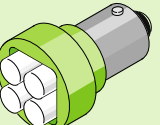
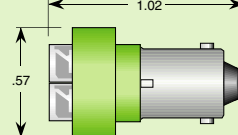
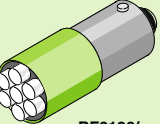
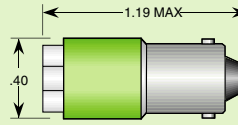
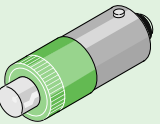
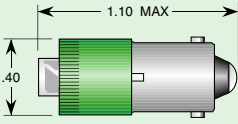
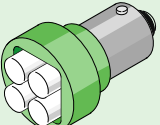
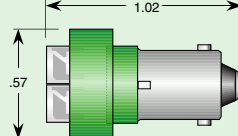
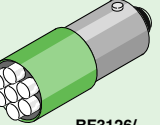
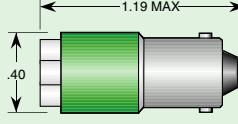
Miniature Packages	Replaces Incandescent	Part Number	Electrical-Optical Characteristics (Ta = 25°C)			Angle of Illumination	Special Features
			Voltage V typ	Current mA typ	Intensity mcd		
595nm Super Yellow InGaAlP  BF321 	T3-1/4 (9mm) Miniature Bayonet	6MB, 44, 47, 755	BF321-0UY-006B	5/6V	20	116	120° Center Contact Polarity B = Bipolar AC/DC A = AC only Replace BF321 With B321 for Narrow Beam (15°) 3.2K mcd @ 20mA
		12MB, 756	BF321-0UY-014B	12/14V	20	116	
		24MB,	BF321-0UY-024B	24V	20	116	
		313,757,1819,1829	BF321-0UY-028B	28V	20	116	
		48MB	BF321-0UY-048B	48V	12	54	
		60MB, 1835	BF321-0UY-060B	60V	12	54	
		120MB, NE51H	BF321-0UY-120A	120VAC	10	39	
	BF321-0UY-130B	130V	8	24			
595nm Super Yellow InGaAlP  BF304 	T3-1/4 (9mm) Miniature Bayonet LED Cluster	6MB, 44, 47, 755	BF304-0UY-006B	5/6V	80	464	120° Center Contact Polarity B = Bipolar AC/DC A = AC only Replace BF304 With B304 for Narrow Beam (15°) 12.8K mcd @ 20mA
		12MB, 756	BF304-0UY-014B	12/14V	40	464	
		24MB,	BF304-0UY-024B	24V	20	464	
		313,757,1819,1829	BF304-0UY-028B	28V	20	464	
		48MB	BF304-0UY-048B	48V	12	216	
		60MB, 1835	BF304-0UY-060B	60V	12	216	
		120MB, NE51H	BF304-0UY-120A	120VAC	10	156	
	BF304-0UY-130B	130V	8	96			
595nm Super Yellow InGaAlP  BF3126/ BF3127 	T3-1/4 (9mm) Miniature Bayonet LED Cluster	6MB, 44, 47, 755	BF3126-0UY-006B	5/6V	120	192	120° Center Contact Polarity B = Bipolar AC/DC A = AC only Replace BF3126/3127 With B3126/3127 for Medium Beam (50°) 7K mcd @ 20mA
		12MB, 756	BF3126-0UY-014B	12/14V	40	192	
		24MB,	BF3127-0UY-024B	24V	20	224	
		313,757,1819,1829	BF3127-0UY-028B	28V	20	224	
		48MB	BF3127-0UY-048B	48V	12	105	
		60MB, 1835	BF3127-0UY-060B	60V	12	105	
		120MB, NE51H	BF3127-0UY-120A	120VAC	10	87	
	BF3127-0UY-130B	130V	8	70			
8000K Cool White SiC/GaN  BF321 	T3-1/4 (9mm) Miniature Bayonet	6MB, 44, 47, 755	BF321-0CW-006B	5/6V	15	160	120° Center Contact Polarity B = Bipolar AC/DC A = AC only Replace BF321 With B321 for Std. Beam (50°)
		12MB, 756	BF321-0CW-014B	12/14V	15	160	
		24MB,	BF321-0CW-024B	24V	15	160	
		313,757,1819,1829	BF321-0CW-028B	28V	15	160	
		48MB	BF321-0CW-048B	48V	12	128	
		60MB, 1835	BF321-0CW-060B	60V	12	128	
		120MB, NE51H	BF321-0CW-120A	120VAC	10	106	
	BF321-0CW-130B	130V	8	85			
8000K Cool White SiC/GaN  BF304 	T3-1/4 (9mm) Miniature Bayonet LED Cluster	6MB, 44, 47, 755	BF304-0CW-006B	5/6V	60	640	120° Center Contact Polarity B = Bipolar AC/DC A = AC only Replace BF304 With B304 for Std. Beam (50°)
		12MB, 756	BF304-0CW-014B	12/14V	30	640	
		24MB,	BF304-0CW-024B	24V	15	640	
		313,757,1819,1829	BF304-0CW-028B	28V	15	640	
		48MB	BF304-0CW-48B	48V	12	512	
		60MB, 1835	BF304-0CW-60B	60V	12	512	
		120MB, NE51H	BF304-0CW-120A	120VAC	10	424	
	BF304-0CW-130B	130V	8	340			
8000K Cool White SiC/GaN  BF3126/ BF3127 	T3-1/4 (9mm) Miniature Bayonet LED Cluster	6MB, 44, 47, 755	BF3126-0CW-006B	5/6V	90	900	120° Center Contact Polarity B = Bipolar AC/DC A = AC only Replace BF3126/3127 With B3126/3127 for Std. Beam (50°)
		12MB, 756	BF3126-0CW-014B	12/14V	30	900	
		24MB,	BF3126-0CW-024B	24V	15	900	
		313,757,1819,1829	BF3127-0CW-028B	28V	15	1050	
		48MB	BF3127-0CW-048B	48V	12	840	
		60MB, 1835	BF3127-0CW-060B	60V	12	840	
		120MB, NE51H	BF3127-0CW-120A	120VAC	10	700	
	BF3127-0CW-130B	130V	8	560			

All dimensions in inches. For millimeters multiply by 25.4

Log # 122J Rev 10-2000



T3-1/4 (9mm) Miniature Based LED Lamps

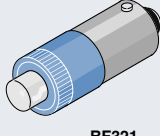
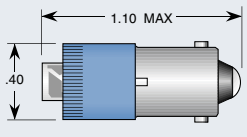
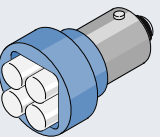
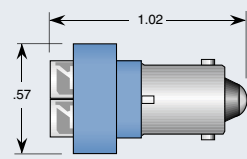
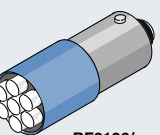
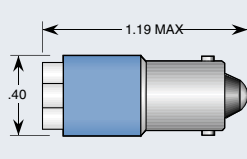
Miniature Packages	Replaces Incandescent	Part Number	Electrical-Optical Characteristics (Ta = 25°C)			Angle of Illumination	Special Features
			Voltage V typ	Current mA typ	Intensity mcd		
570nm Lime Green InGaAlP  BF321 	T3-1/4 (9mm) Miniature Bayonet	6MB, 44, 47, 755	BF321-0UG-006B	5/6V	20	58	120° Center Contact Polarity B = Bipolar AC/DC A = AC only Replace BF321 With B321 for Narrow Beam (12-15°) 1K mcd @ 20mA
		12MB, 756	BF321-0UG-014B	12/14V	20	58	
		24MB,	BF321-0UG-024B	24V	20	58	
		313,757,1819,1829	BF321-0UG-028B	28V	20	58	
		48MB	BF321-0UG-048B	48V	12	35	
		60MB,1835	BF321-0UG-060B	60V	12	35	
		120MB, NE51H	BF321-0UG-120A	120VAC	10	29	
			BF321-0UG-130B	130V	8	23	
570nm Lime Green InGaAlP  BF304 	T3-1/4 (9mm) Miniature Bayonet LED Cluster	6MB, 44, 47, 755	BF304-0UG-006B	5/6V	80	232	120° Center Contact Polarity B = Bipolar AC/DC A = AC only Replace BF304 With B304 for Narrow Beam (12-15°) 4K mcd @ 20mA
		12MB, 756	BF304-0UG-014B	12/14V	40	232	
		24MB,	BF304-0UG-024B	24V	20	232	
		313,757,1819,1829	BF304-0UG-028B	28V	20	232	
		48MB	BF304-0UG-048B	48V	12	140	
		60MB,1835	BF304-0UG-060B	60V	12	140	
		120MB, NE51H	BF304-0UG-120A	120VAC	10	116	
			BF304-0UG-130B	130V	8	92	
570nm Lime Green InGaAlP  BF3126/ BF3127 	T3-1/4 (9mm) Miniature Bayonet LED Cluster	6MB, 44, 47, 755	BF3126-0UG-006B	5/6V	120	216	120° Center Contact Polarity B = Bipolar AC/DC A = AC only Replace BF3126/3127 With B3126/3127 for Medium Beam (50°) 1.2K mcd @ 20mA
		12MB, 756	BF3126-0UG-014B	12/14V	40	216	
		24MB,	BF3127-0UG-024B	24V	20	252	
		313,757,1819,1829	BF3127-0UG-028B	28V	20	252	
		48MB	BF3127-0UG-048B	48V	12	154	
		60MB,1835	BF3127-0UG-060B	60V	12	154	
		120MB, NE51H	BF3127-0UG-120A	120VAC	10	126	
			BF3127-0UG-130B	130V	8	100	
525nm Aqua Green SiC/GaN  BF321 	T3-1/4 (9mm) Miniature Bayonet	6MB, 44, 47, 755	BF321-0AG-006B	5/6V	15	400	120° Center Contact Polarity B = Bipolar AC/DC A = AC only Replace BF321 With B321 for Narrow Beam (15°) 7K mcd/250 Ft.Cd @ 15mA
		12MB, 756	BF321-0AG-014B	12/14V	15	400	
		24MB,	BF321-0AG-024B	24V	15	400	
		313,757,1819,1829	BF321-0AG-028B	28V	15	400	
		48MB	BF321-0AG-048B	48V	12	320	
		60MB,1835	BF321-0AG-060B	60V	12	320	
		120MB, NE51H	BF321-0AG-120A	120VAC	10	275	
			BF321-0AG-130B	130V	8	230	
525nm Aqua Green SiC/GaN  BF304 	T3-1/4 (9mm) Miniature Bayonet LED Cluster	6MB, 44, 47, 755	BF304-0AG-006B	5/6V	60	1600	120° Center Contact Polarity B = Bipolar AC/DC A = AC only Replace BF304 With B304 for Narrow Beam (15°) 28K mcd/1000 Ft.Cd @ 15mA
		12MB, 756	BF304-0AG-014B	12/14V	30	1600	
		24MB,	BF304-0AG-024B	24V	15	1600	
		313,757,1819,1829	BF304-0AG-028B	28V	15	1600	
		48MB	BF304-0AG-048B	48V	12	1280	
		60MB,1835	BF304-0AG-060B	60V	12	1280	
		120MB, NE51H	BF304-0AG-120A	120VAC	10	1100	
			BF304-0AG-130B	130V	8	920	
525nm Aqua Green SiC/GaN  BF3126/ BF3127 	T3-1/4 (9mm) Miniature Bayonet LED Cluster	6MB, 44, 47, 755	BF3126-0AG-006B	5/6V	90	1200	120° Center Contact Polarity B = Bipolar AC/DC A = AC only Replace BF3126/3127 With B3126/3127 for Narrow Beam (15°) 30K mcd/800 Ft.Cd @ 15mA
		12MB, 756	BF3126-0AG-014B	12/14V	30	1200	
		24MB,	BF3126-0AG-024B	24V	15	1200	
		313,757,1819,1829	BF3127-0AG-028B	28V	15	1400	
		48MB	BF3127-0AG-048B	48V	12	1190	
		60MB,1835	BF3127-0AG-060B	60V	12	1190	
		120MB, NE51H	BF3127-0AG-120A	120VAC	10	1050	
			BF3127-0AG-130B	130V	8	910	

All dimensions in inches. For millimeters multiply by 25.4

Log # 122K Rev 10-2000

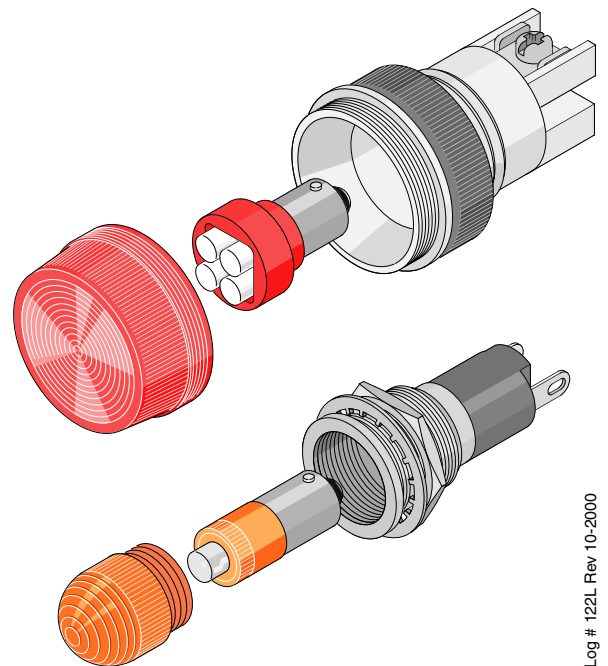
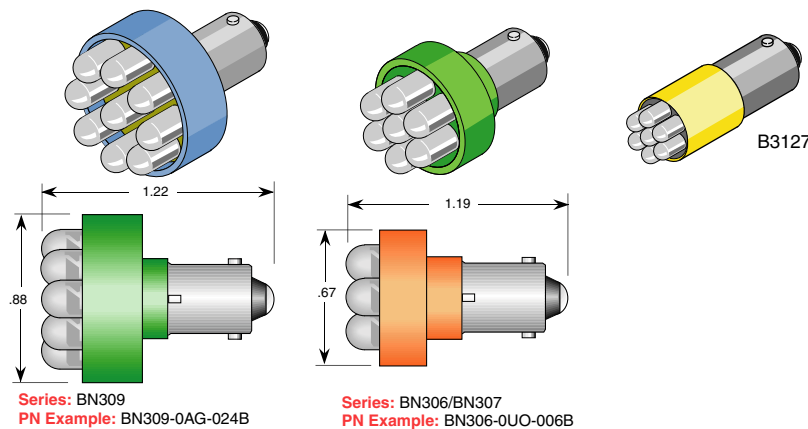
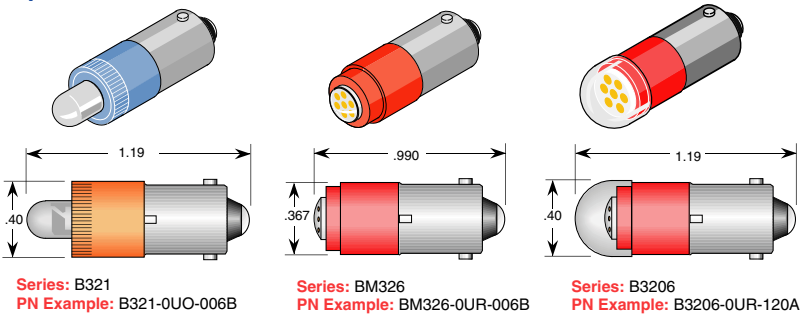


T3-1/4 (9mm) Miniature Based LED Lamps

Miniature Packages	Replaces Incandescent	Part Number	Electrical-Optical Characteristics (Ta = 25°C)			Angle of Illumination	Special Features
			Voltage V typ	Current mA typ	Intensity mcd		
470nm Super Blue SiC/GaN T3-1/4 (9mm) Miniature Bayonet  BF321 	6MB, 44, 47, 755	BF321-0PB-006B	5/6V	15	116	120°	Center Contact Polarity B = Bipolar AC/DC A = AC only Replace BF321 With B321 for Std. Beam (15°)
	12MB, 756	BF321-0PB-014B	12/14V	15	116		
	24MB,	BF321-0PB-024B	24V	15	116		
	313,757,1819,1829	BF321-0PB-028B	28V	15	116		
	48MB	BF321-0PB-048B	48V	12	84		
	60MB,1835	BF321-0PB-060B	60V	12	84		
	120MB, NE51H	BF321-0PB-120A	120VAC	10	74		
	BF321-0PB-130B	130V	8	53			
470nm Super Blue SiC/GaN T3-1/4 (9mm) Miniature Bayonet LED Cluster  BF304 	6MB, 44, 47, 755	BF304-0PB-006B	5/6V	60	464	120°	Center Contact Polarity B = Bipolar AC/DC A = AC only Replace BF304 With B304 for Std. Beam (15°)
	12MB, 756	BF304-0PB-014B	12/14V	30	464		
	24MB,	BF304-0PB-024B	24V	15	464		
	313,757,1819,1829	BF304-0PB-028B	28V	15	464		
	48MB	BF304-0PB-048B	48V	12	336		
	60MB,1835	BF304-0PB-060B	60V	12	336		
	120MB, NE51H	BF304-0PB-120A	120VAC	10	296		
	BF304-0PB-130B	130V	8	212			
470nm Super Blue SiC/GaN T3-1/4 (9mm) Miniature Bayonet LED Cluster  BF3126/ BF3127 	6MB, 44, 47, 755	BF3126-0PB-006B	5/6V	90	360	120°	Center Contact Polarity B = Bipolar AC/DC A = AC only Replace BF3126/3127 With B3126/3127 for Std. Beam (15°)
	12MB, 756	BF3126-0PB-014B	12/14V	30	360		
	24MB,	BF3127-0PB-024B	24V	15	420		
	313,757,1819,1829	BF3127-0PB-028B	28V	15	420		
	48MB	BF3127-0PB-048B	48V	12	336		
	60MB,1835	BF3127-0PB-060B	60V	12	336		
	120MB, NE51H	BF3127-0PB-120A	120VAC	10	315		
	BF3127-0PB-130B	130V	8	252			

Options

All dimensions in inches. For millimeters multiply by 25.4



Log # 122L Rev 10-2000

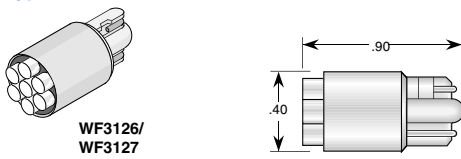
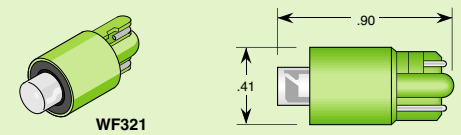
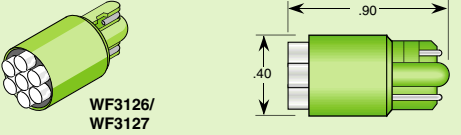
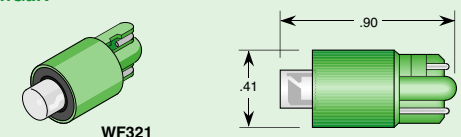
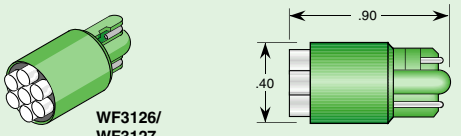
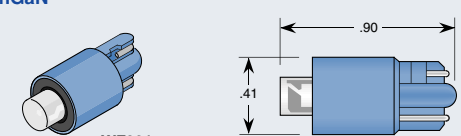
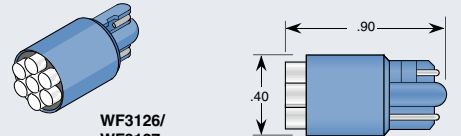
LED[®] T3-1/4 (9mm) Miniature Wedge Based LEDs

Miniature Packages	Replaces Incandescent	Part Number	Electrical-Optical Characteristics (Ta = 25°C)			Angle of Illumination	Special Features
			Voltage V typ	Current mA typ	Intensity mcd		
<p>660nm Ultra Red GaAlAs/GaAs</p> <p>WF321</p>	159,259,555,1995-7	WF321-0UR-006B	5/6V	20	115	120°	Contact Polarity B = Bipolar AC/DC A = AC only V = DC only Replace WF321 With W321 for Narrow Beam (15°) 1.6K mcd/52Ft.Cd @ 20mA
	124,658,2080,936	WF321-0UR-014B	12/14V	20	115		
	656,657,400,464,655	WF321-0UR-024B	24V	20	115		
	656,657,400,464,655	WF321-0UR-028B	28V	20	115		
		WF321-0UR-048B	48V	12	65		
		WF321-0UR-120A	120VAC	10	50		
<p>660nm Ultra Red GaAlAs/GaAs</p> <p>WF3126/ WF3127</p>	159,259,555,1995-7	WF3126-0UR-006B	5/6V	120	600	120°	Contact Polarity B = Bipolar AC/DC A = AC only V = DC only
	124,658,2080,936	WF3126-0UR-014B	12/14V	40	600		
	656,657,400,464,655	WF3127-0UR-024B	24V	20	700		
	656,657,400,464,655	WF3127-0UR-028B	28V	20	700		
		WF3127-0UR-048B	48V	12	230		
		WF3127-0UR-120A	120VAC	10	160		
<p>612nm Orange InGaAlP</p> <p>WF321</p>	159,259,555,1995-7	WF321-0UO-006B	5/6V	20	130	120°	Contact Polarity B = Bipolar AC/DC A = AC only V = DC only Replace WF321 With W321 for Narrow Beam (15°) 3.5 K mcd @ 20mA
	124,658,2080,936	WF321-0UO-014B	12/14V	20	130		
	656,657,400,464,655	WF321-0UO-024B	24V	20	130		
	656,657,400,464,655	WF321-0UO-028B	28V	20	130		
		WF321-0UO-048B	48V	12	78		
		WF321-0UO-120A	120VAC	10	65		
<p>612nm Orange InGaAlP</p> <p>WF3126/ WF3127</p>	159,259,555,1995-7	WF3126-0UO-006B	5/6V	120	510	120°	Contact Polarity B = Bipolar AC/DC A = AC only V = DC only
	124,658,2080,936	WF3126-0UO-014B	12/14V	40	510		
	656,657,400,464,655	WF3127-0UO-024B	24V	20	595		
	656,657,400,464,655	WF3127-0UO-028B	28V	20	595		
		WF3127-0UO-048B	48V	12	357		
		WF3127-0UO-120A	120VAC	10	298		
<p>595nm Yellow InGaN</p> <p>WF321</p>	159,259,555,1995-7	WF321-0UY-006B	5/6V	20	116	120°	Contact Polarity B = Bipolar AC/DC A = AC only V = DC only Replace WF321 With W321 for Narrow Beam (15°) 3.2K mcd @ 20mA
	124,658,2080,936	WF321-0UY-014B	12/14V	20	116		
	656,657,400,464,655	WF321-0UY-024B	24V	20	116		
	656,657,400,464,655	WF321-0UY-028B	28V	20	116		
		WF321-0UY-048B	48V	12	54		
		WF321-0UY-120A	120VAC	10	39		
<p>595nm Yellow InGaN</p> <p>WF3126/ WF3127</p>	159,259,555,1995-7	WF3126-0UY-006B	5/6V	120	192	120°	Contact Polarity B = Bipolar AC/DC A = AC only V = DC only
	124,658,2080,936	WF3126-0UY-014B	12/14V	40	192		
	656,657,400,464,655	WF3127-0UY-024B	24V	20	224		
	656,657,400,464,655	WF3127-0UY-028B	28V	20	224		
		WF3127-0UY-048B	48V	12	105		
		WF3127-0UY-120A	120VAC	10	87		
<p>8000K Cool White InGaN</p> <p>WF321</p>	159,259,555,1995-7	WF321-0CW-006B	5/6V	15	160	120°	Contact Polarity B = Bipolar AC/DC A = AC only V = DC only Replace WF321 With W321 for Std. Beam (50°)
	124,658,2080,936	WF321-0CW-014B	12/14V	15	160		
	656,657,400,464,655	WF321-0CW-024B	24V	15	160		
	656,657,400,464,655	WF321-0CW-028B	28V	15	160		
		WF321-0CW-048B	48V	12	128		
		WF321-0CW-120A	120VAC	10	106		
	WF321-0CW-130V	130V	8	85			

All dimensions in inches. For millimeters multiply by 25.4

Log # 122LL Rev 10-2000

LED[®] T3-1/4 (9mm) Miniature Wedge Based LEDs

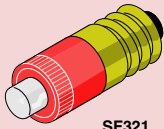
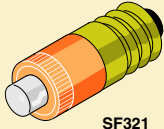
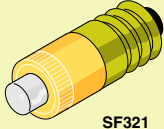
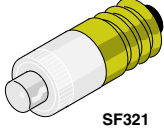
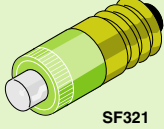
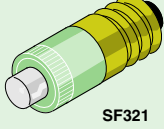
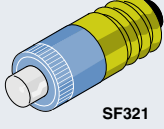
Miniature Packages	Replaces Incandescent	Part Number	Electrical-Optical Characteristics (Ta = 25°C)			Angle of Illumination	Special Features
			Voltage V typ	Current mA typ	Intensity mcd		
 <p>8000K Cool White InGaN</p>	159,259,555,1995-7	WF3126-0CW-006B	5/6V	90	900	120°	Contact Polarity B = Bipolar AC/DC A = AC only V = DC only
	124,658,2080,936	WF3126-0CW-014B	12/14V	30	900		
	656,657,400,464,655	WF3126-0CW-024B	24V	15	900		
	656,657,400,464,655	WF3127-0CW-028B	28V	15	1050		
		WF3127-0CW-048B	48V	12	840		
		WF3127-0CW-120A	120VAC	10	700		
	WF3127-0CW-130V	130V	8	560			
 <p>570nm Lime Green InGaAlP</p>	159,259,555,1995-7	WF321-0UG-006B	5/6V	20	58	120°	Contact Polarity B = Bipolar AC/DC A = AC only V = DC only Replace WF321 With W321 for Narrow Beam (12-15°) 1K mcd@ 20mA
	124,658,2080,936	WF321-0UG-014B	12/14V	20	58		
	656,657,400,464,655	WF321-0UG-024B	24V	20	58		
	656,657,400,464,655	WF321-0UG-028B	28V	20	58		
		WF321-0UG-048B	48V	12	35		
		WF321-0UG-120A	120VAC	10	29		
	WF321-0UG-130V	130V	8	23			
 <p>570nm Lime Green InGaAlP</p>	159,259,555,1995-7	WF3126-0UG-006B	5/6V	120	216	120°	Contact Polarity B = Bipolar AC/DC A = AC only V = DC only
	124,658,2080,936	WF3126-0UG-104B	12/14V	40	216		
	656,657,400,464,655	WF3127-0UG-024B	24V	20	252		
	656,657,400,464,655	WF3127-0UG-28B	28V	20	252		
		WF3127-0UG-48B	48V	12	154		
		WF3127-0UG-120A	120VAC	10	126		
	WF3127-0UG-130V	130V	8	100			
 <p>525nm Super Green InGaN</p>	159,259,555,1995-7	WF321-0AG-006B	5/6V	15	400	120°	Contact Polarity B = Bipolar AC/DC A = AC only V = DC only Replace WF321 With W321 for Narrow Beam (15°) 7K mcd/250 Ft.Cd @ 15mA
	124,658,2080,936	WF321-0AG-014B	12/14V	15	400		
	656,657,400,464,655	WF321-0AG-024B	24V	15	400		
	656,657,400,464,655	WF321-0AG-028B	28V	15	400		
		WF321-0AG-048B	48V	12	320		
		WF321-0AG-120A	120VAC	10	275		
	WF321-0AG-130V	130V	8	230			
 <p>525nm Super Green InGaN</p>	159,259,555,1995-7	WF3126-0AG-006B	5/6V	90	1200	120°	Contact Polarity B = Bipolar AC/DC A = AC only V = DC only
	124,658,2080,936	WF3126-0AG-014B	12/14V	30	1200		
	656,657,400,464,655	WF3126-0AG-024B	24V	15	1200		
	656,657,400,464,655	WF3127-0AG-028B	28V	15	1400		
		WF3127-0AG-048B	48V	12	1190		
		WF3127-0AG-120A	120VAC	10	1050		
	WF3127-0AG-130V	130V	8	910			
 <p>470nm Super Blue InGaN</p>	159,259,555,1995-7	WF321-0PB-006B	5/6V	15	116	120°	Contact Polarity B = Bipolar AC/DC A = AC only V = DC only Replace WF321 With W321 for Std. Beam (15°)
	124,658,2080,936	WF321-0PB-014B	12/14V	15	116		
	656,657,400,464,655	WF321-0PB-024B	24V	15	116		
	656,657,400,464,655	WF321-0PB-028B	28V	15	116		
		WF321-0PB-048B	48V	12	84		
		WF321-0PB-120A	120VAC	10	106		
	WF321-0PB-130V	130V	8	53			
 <p>470nm Super Blue InGaN</p>	159,259,555,1995-7	WF3126-0PB-006B	5/6V	90	360	120°	Contact Polarity B = Bipolar AC/DC A = AC only V = DC only
	124,658,2080,936	WF3126-0PB-014B	12/14V	30	360		
	656,657,400,464,655	WF3127-0PB-024B	24V	15	420		
	656,657,400,464,655	WF3127-0PB-028B	28V	15	420		
		WF3127-0PB-048B	48V	12	336		
		WF3127-0PB-120A	120VAC	10	315		
	WF3127-0PB-130V	130V	8	252			

All dimensions in inches. For millimeters multiply by 25.4

Log # 122LLL Rev 08-2000

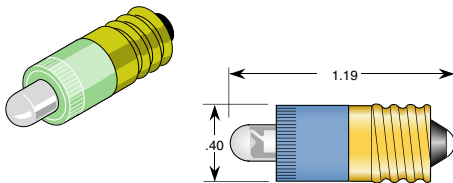


T3-1/4 (9mm) Miniature Screw Based LEDs

Miniature Packages	Replaces Incandescent	Part Number	Electrical-Optical Characteristics (Ta = 25°C)			Angle of Illumination	Special Features
			Voltage V typ	Current mA typ	Intensity mcd		
660nm Ultra Red GaAlAs/GaAlAs  SF321	407,502,3708	SF321-0UR-006B	5/6V	20	115	120°	Center Contact Polarity B = BiPolar AC/DC A = AC only Replace SF321 With S321 Narrow Beam (15°) Intensity 1.6K mcd/52 Ft.Cd @ 20 mA
	3724,1446	SF321-0UR-014B	12/14V	20	115		
	1449,52	SF321-0UR-024B	24V	15	85		
		SF321-0UR-028B	28V	15	85		
		SF321-0UR-120A	120VAC	10	50		
612nm Super Orange InGaAlP  SF321	407,502,3708	SF321-0UO-006B	5/6V	20	130	120°	Center Contact Polarity B = BiPolar AC/DC A = AC only Replace SF321 With S321 Narrow (15°) Beam Intensity 3.5K mcd@ 20 mA
	3724,1446	SF321-0UO-014B	12/14V	20	130		
	1449,52	SF321-0UO-024B	24V	15	98		
		SF321-0UO-028B	28V	15	98		
		SF321-0UO-120A	120VAC	10	65		
595nm Super Yellow InGaAlP  SF321	407,502,3708	SF321-0UY-006B	5/6V	20	116	120°	Center Contact Polarity B = BiPolar AC/DC A = AC only Replace SF321 With S321 Narrow (15°) Beam Intensity 3.2K mcd@ 20 mA
	3724,1446	SF321-0UY-014B	12/14V	20	116		
	1449,52	SF321-0UY-024B	24V	15	75		
		SF321-0UY-028B	28V	15	75		
		SF321-0UY-120A	120VAC	10	39		
8000K Cool White SiC/GaN  SF321	407,502,3708	SF321-0CW-006B	5V	15	160	120°	Center Contact Polarity B = BiPolar AC/DC A = AC only Replace SF321 With S321 Std. (50°) Beam Intensity 750 mcd/75 Ft. cd
	3724,1446	SF321-0CW-014B	12/14V	15	160		
	1449,52	SF321-0CW-024B	24V	15	160		
		SF321-0CW-028B	28V	15	160		
		SF321-0CW-120A	120VAC	10	106		
570nm Lime Green InGaAlP  SF321	407,502,3708	SF321-0UG-006B	5/6V	20	58	120°	Center Contact Polarity B = BiPolar AC/DC A = AC only Replace SF321 With S321 Narrow (12-15°) Beam Intensity 1K mcd@ 20 mA
	3724,1446	SF321-0UG-014B	12/14V	20	58		
	1449,52	SF321-0UG-024B	24V	15	44		
		SF321-0UG-028B	28V	15	44		
		SF321-0UG-120A	120VAC	10	29		
525nm Aqua Green SiC/GaN  SF321	407,502,3708	SF321-0AG-006B	5/6V	15	400	120°	Center Contact Polarity B = BiPolar AC/DC A = AC only Replace SF321 With S321 Narrow (15°) Beam Intensity 7K mcd/250 Ft.Cd
	3724,1446	SF321-0AG-014B	12/14V	15	400		
	1449,52	SF321-0AG-024B	24V	15	400		
		SF321-0AG-028B	28V	15	400		
		SF321-0AG-120A	120VAC	10	275		
470nm Super Blue SiC/GaN  SF321	407,502,3708	SF321-0PB-006B	5/6V	15	125	120°	Center Contact Polarity B = BiPolar AC/DC A = AC only Replace SF321 With S321 Std. (15°) Beam Intensity 2K mcd/60 Ft.Cd
	3724,1446	SF321-0PB-014B	12/14V	15	125		
	1449,52	SF321-0PB-024B	24V	15	125		
		SF321-0PB-028B	28V	15	125		
		SF321-0PB-120A	120VAC	10	74		

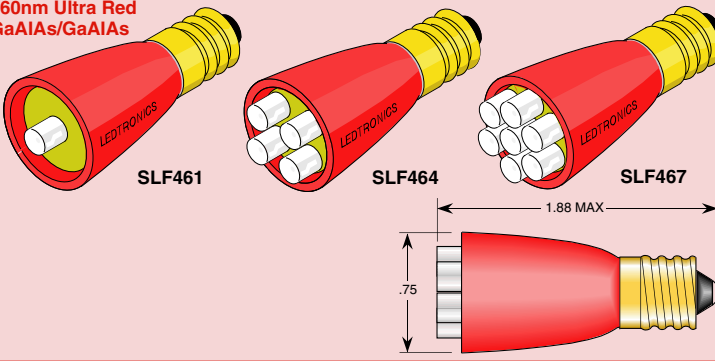
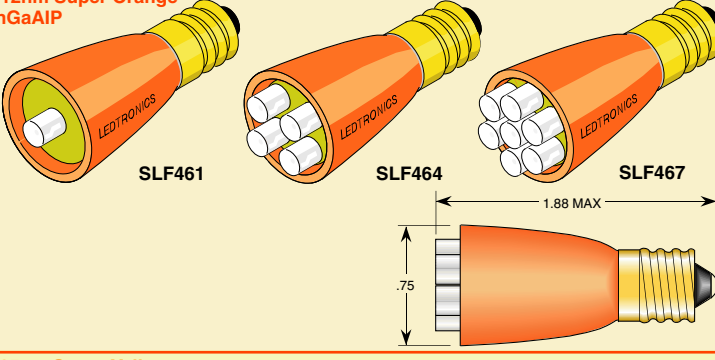
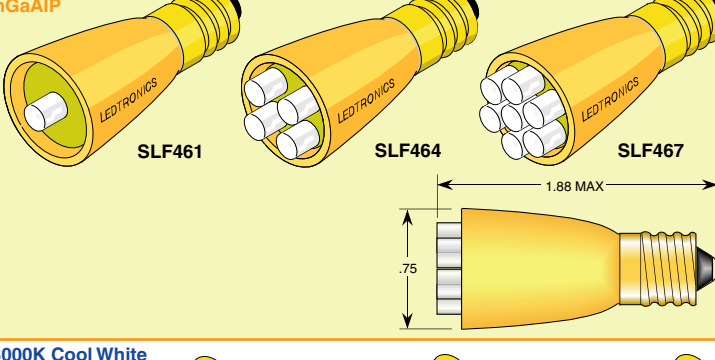
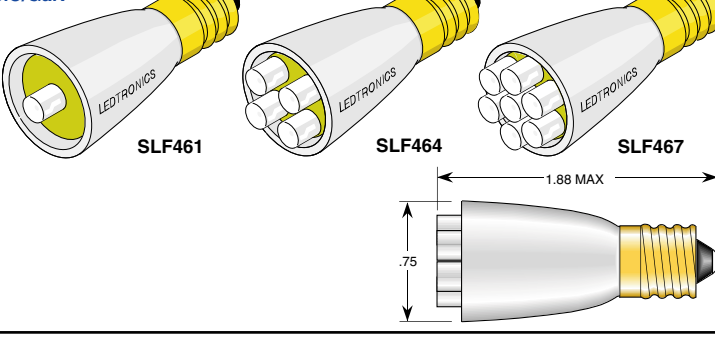
Options

All dimensions in inches. For millimeters multiply by 25.4



Series: S321CB1K (15° Illumination)
 PN Example: S321-0PB-024B

LED[®] S6 Candelabra Screw Based LEDs

Miniature Packages	Part Number	Electrical-Optical Characteristics (Ta = 25°C)			Angle of Illumination	Special Features
		Voltage V typ	Current mA typ	Intensity mcd		
660nm Ultra Red GaAlAs/GaAlAs 	SLF461-0UR-024B	24V	20	115	120°	Center Contact Polarity B = Bipolar AC/DC A = AC only Replace SLF461 With SL461 for Narrow Beam (15°) 1.6K mcd/52Ft.Cd @ 20mA
	SLF461-0UR-120A	120VAC	10	50		
	SLF461-0UR-130B	130V	8	40		
	SLF461-0UR-220A	220VAC	4	15		
	SLF464-0UR-024B	24V	20	460		
	SLF464-0UR-120A	120VAC	10	200		
	SLF464-0UR-130B	130V	8	160		
	SLF464-0UR-220A	220VAC	4	60		
	SLF467-0UR-024B	24V	20	800		
	SLF467-0UR-120A	120VAC	10	350		
	SLF467-0UR-130B	130V	8	280		
	SLF467-0UR-220A	220VAC	4	105		
612nm Super Orange InGaAlP 	SLF461-0UO-024B	24V	20	130	120°	Center Contact Polarity B = Bipolar AC/DC A = AC only Replace SLF461 With SL461 for Narrow Beam (15°) 3.5 K mcd@ 20mA
	SLF461-0UO-120A	120VAC	10	65		
	SLF461-0UO-130B	130V	8	52		
	SLF461-0UO-220A	220VAC	4	26		
	SLF464-0UO-024B	24V	20	520		
	SLF464-0UO-120A	120VAC	10	260		
	SLF464-0UO-130B	130V	8	208		
	SLF464-0UO-220A	220VAC	4	104		
	SLF467-0UO-024B	24V	20	910		
	SLF467-0UO-120A	120VAC	10	455		
	SLF467-0UO-130B	130V	8	364		
	SLF467-0UO-220A	220VAC	4	182		
595nm Super Yellow InGaAlP 	SLF461-0UY-024B	24V	20	116	120°	Center Contact Polarity B = Bipolar AC/DC A = AC only Replace SLF461 With SL461 for Narrow Beam (15°) 3.2K mcd @ 20mA
	SLF461-0UY-120A	120VAC	10	39		
	SLF461-0UY-130B	130V	8	24		
	SLF461-0UY-220A	220VAC	4	4		
	SLF464-0UY-024B	24V	20	464		
	SLF464-0UY-120A	120VAC	10	156		
	SLF464-0UY-130B	130V	8	96		
	SLF464-0UY-220A	220VAC	4	16		
	SLF467-0UY-024B	24V	20	812		
	SLF467-0UY-120A	120VAC	10	273		
	SLF467-0UY-130B	130V	8	168		
	SLF467-0UY-220A	220VAC	4	28		
8000K Cool White SiC/GaN 	SLF461-0CW-024B	24V	15	160	120°	Center Contact Polarity B = Bipolar AC/DC A = AC only Replace BF321 With B321 for Std. Beam (50°)
	SLF461-0CW-120A	120VAC	10	106		
	SLF461-0CW-130B	130V	8	85		
	SLF461-0CW-220A	220VAC	4	42		
	SLF464-0CW-024B	24V	15	640		
	SLF464-0CW-120A	120VAC	10	424		
	SLF464-0CW-130B	130V	8	340		
	SLF464-0CW-220A	220VAC	4	168		
	SLF466-0CW-024B	24V	15	960		
	SLF467-0CW-120A	120VAC	10	742		
	SLF467-0CW-130B	130V	8	595		
	SLF467-0CW-220A	220VAC	4	294		

All dimensions in inches. For millimeters multiply by 25.4

Log # 122N Rev 09-2000

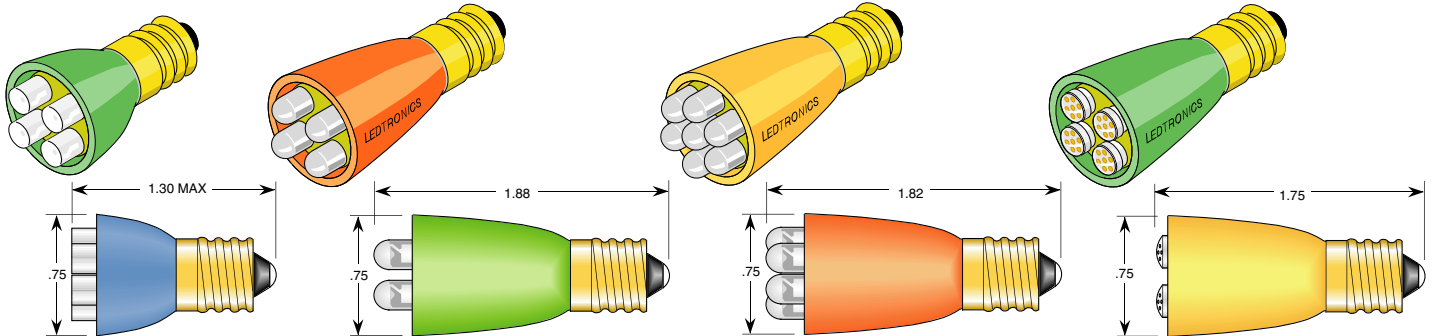


S6 Candelabra Screw Based LEDs

Miniature Packages	Part Number	Electrical-Optical Characteristics (Ta = 25°C)			Angle of Illumination	Special Features
		Voltage V typ	Current mA typ	Intensity mcd		
570nm Lime Green InGaAlP 	SLF461-0UG-024B	24V	20	58	120°	Center Contact Polarity B = Bipolar AC/DC A = AC only Replace SLF461 With SL461 for Narrow Beam (12-15°) 1K mcd @ 20mA
	SLF461-0UG-120A	120VAC	10	29		
	SLF461-0UG-130B	130V	8	23		
	SLF461-0UG-220A	220VAC	4	12		
	SLF464-0UG-024B	24V	20	232		
	SLF464-0UG-120A	120VAC	10	116		
	SLF464-0UG-130B	130V	8	92		
	SLF464-0UG-220A	220VAC	4	48		
	SLF467-0UG-024B	24V	20	406		
	SLF467-0UG-120A	120VAC	10	203		
	SLF467-0UG-130B	130V	8	161		
	SLF467-0UG-220A	220VAC	4	84		
525nm Aqua Green SiC/GaN 	SLF461-0AG-024B	24V	15	400	120°	Center Contact Polarity B = Bipolar AC/DC A = AC only Replace SLF461 With SL461 for Narrow Beam (15°) 7K mcd/250 Ft.Cd @ 15mA
	SLF461-0AG-120A	120VAC	10	275		
	SLF461-0AG-130B	130V	8	230		
	SLF461-0AG-220A	220VAC	4	140		
	SLF464-0AG-024B	24V	15	1600		
	SLF464-0AG-120A	120VAC	10	1100		
	SLF464-0AG-130B	130V	8	920		
	SLF464-0AG-220A	220VAC	4	560		
	SLF466-0AG-024B	24V	15	2400		
	SLF467-0AG-120A	120VAC	10	1900		
	SLF467-0AG-130B	130V	8	1600		
	SLF467-0AG-220A	220VAC	4	980		
470nm Super Blue SiC/GaN 	SLF461-0PB-024B	24V	15	116	120°	Center Contact Polarity B = Bipolar AC/DC A = AC only Replace BF321 With B321 for Std. Beam (15°)
	SLF461-0PB-120A	120VAC	10	74		
	SLF461-0PB-130B	130V	8	53		
	SLF461-0PB-220A	220VAC	4	7		
	SLF464-0PB-024B	24V	15	464		
	SLF464-0PB-120A	120VAC	10	296		
	SLF464-0PB-130B	130V	8	212		
	SLF464-0PB-220A	220VAC	4	28		
	SLF467-0PB-024B	24V	15	812		
	SLF467-0PB-120A	120VAC	10	518		
	SLF467-0PB-130B	130V	8	370		
	SLF467-0PB-220A	220VAC	4	49		

Options

All dimensions in inches. For millimeters multiply by 25.4



Series: SF464
PN Example: SF464-0PB-024B

Series: SL464 (15° Illumination)
PN Example: SL464-0UG-024B

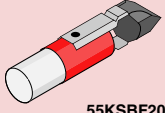
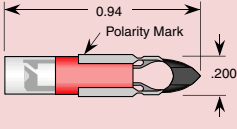
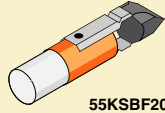
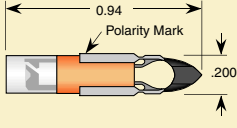
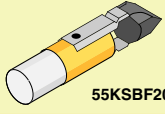
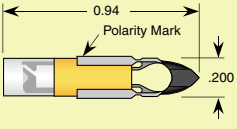
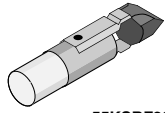
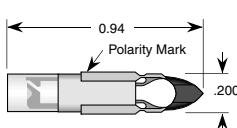
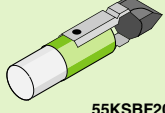
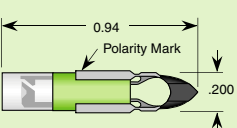
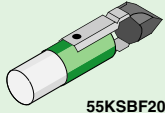
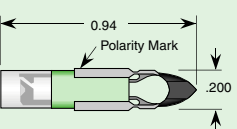
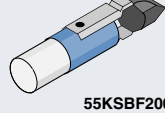
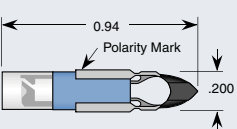
Series: SL467 (15° Illumination)
PN Example: SL467-0UO-024B

Series: SL424
PN Example: SL424-0UY-006B

Log # 122P Rev 10-2000

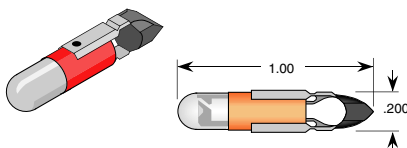


T5.5K European Telephone Slide Based LEDs

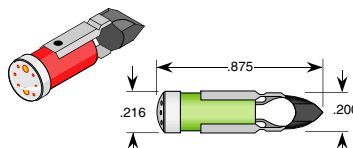
Subminiature Packages	Replaces Incandescent	Part Number	Electrical-Optical Characteristics (Ta = 25°C)			Angle of Illumination	Special Features
			Voltage V typ	Current mA typ	Intensity mcd		
660nm Ultra Red GaAlAs/GaAlAs  55KSBF200		55KSBF200-0UR-006V	5/6V	20	115	120°	Contact Polarity V = DC only A = AC only Replace 55KSBF200 With 55KSB200 Narrow Beam (15°) Intensity 1.6K mcd/52 Ft.Cd @ 20 mA
		55KSBF200-0UR-014V	12/14V	20	115		
		55KSBF200-0UR-024V	24V	15	85		
		55KSBF200-0UR-028V	28V	15	85		
		55KSBF200-0UR-048V	48V	12	65		
		55KSBF200-0UR-120A	120VAC	10	50		
612nm Super Orange InGaAlP  55KSBF200		55KSBF200-0UO-006V	5/6V	20	130	120°	Contact Polarity V = DC only A = AC only Replace 55KSBF200 With 55KSB200 Narrow (15°) Beam Intensity 3.5K mcd@20 mA
		55KSBF200-0UO-014V	12/14V	20	130		
		55KSBF200-0UO-024V	24V	15	98		
		55KSBF200-0UO-028V	28V	15	98		
		55KSBF200-0UO-048V	48V	12	78		
		55KSBF200-0UO-120A	120VAC	10	65		
595nm Super Yellow InGaAlP  55KSBF200		55KSBF200-0UY-006V	5/6V	20	116	120°	Contact Polarity V = DC only A = AC only Replace 55KSBF200 With 55KSB200 Narrow (15°) Beam Intensity 3.2K mcd @ 20 mA
		55KSBF200-0UY-014V	12/14V	20	116		
		55KSBF200-0UY-024V	24V	15	75		
		55KSBF200-0UY-028V	28V	15	75		
		55KSBF200-0UY-048V	48V	12	54		
		55KSBF200-0UY-120A	120VAC	10	39		
8000K Cool White SiC/GaN  55KSBF200		55KSBF200-0CW-006V	5V	15	160	120°	Contact Polarity V = DC only A = AC only Replace 55KSBF200 With 55KSB200 Std. (50°) Beam Intensity 750 mcd/75 Ft. cd
		55KSBF200-0CW-014V	12/14V	15	160		
		55KSBF200-0CW-024V	24V	15	160		
		55KSBF200-0CW-028V	28V	15	160		
		55KSBF200-0CW-048V	48V	12	128		
		55KSBF200-0CW-120A	120VAC	10	106		
570nm Lime Green InGaAlP  55KSBF200		55KSBF200-0UG-006V	5/6V	20	58	120°	Contact Polarity V = DC only A = AC only Replace 55KSBF200 With 55KSB200 Narrow (12-15°) Beam Intensity 1K mcd @ 20 mA
		55KSBF200-0UG-014V	12/14V	20	58		
		55KSBF200-0UG-024V	24V	15	44		
		55KSBF200-0UG-028V	28V	15	44		
		55KSBF200-0UG-048V	48V	12	35		
		55KSBF200-0UG-120A	120VAC	10	29		
525nm Aqua Green SiC/GaN  55KSBF200		55KSBF200-0AG-006V	5/6V	15	400	120°	Contact Polarity V = DC only A = AC only Replace 55KSBF200 With 55KSB200 Narrow (15°) Beam Intensity 7K mcd/250 Ft.Cd
		55KSBF200-0AG-014V	12/14V	15	400		
		55KSBF200-0AG-024V	24V	15	400		
		55KSBF200-0AG-028V	28V	15	400		
		55KSBF200-0AG-048V	48V	12	320		
		55KSBF200-0AG-120A	120VAC	10	275		
470nm Super Blue SiC/GaN  55KSBF200		55KSBF200-0PB-006V	5/6V	15	125	120°	Contact Polarity V = DC only A = AC only Replace 55KSBF200 With 55KSB200 Std. (15°) Beam Intensity 2K mcd/60 Ft.Cd
		55KSBF200-0PB-014V	12/14V	15	125		
		55KSBF200-0PB-024V	24V	15	125		
		55KSBF200-0PB-028V	28V	15	125		
		55KSBF200-0PB-048V	48V	12	84		
		55KSBF200-0PB-120A	120VAC	10	74		

Options

All dimensions in inches. For millimeters multiply by 25.4



Series: 55KSB200 (15° Illumination)
 PN Example: 55KSB200-0UO-024V

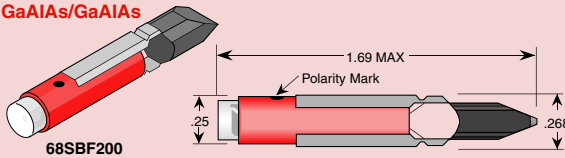
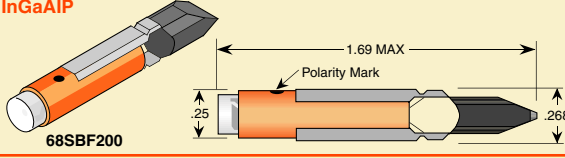
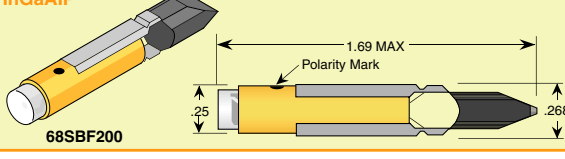
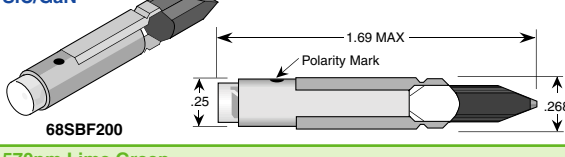
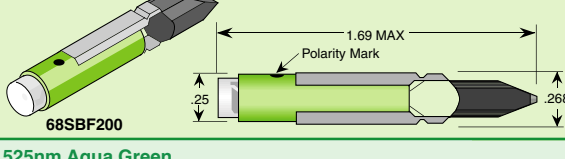
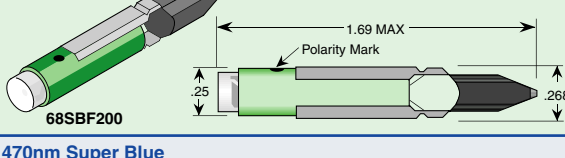
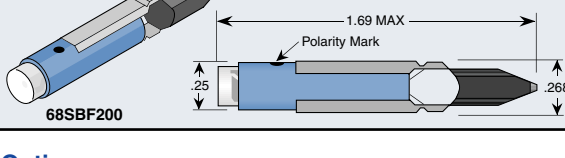


Series: 55KSB206 (160° Illumination)
 PN Example: 55KSB206-0AG-024V



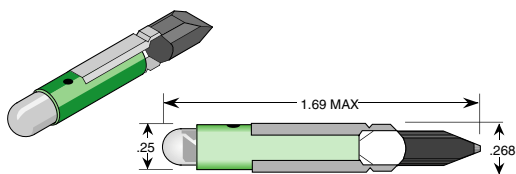


T6.8 European Telephone Slide Based LEDs

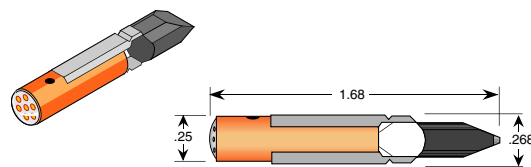
Subminiature Packages	Replaces Incandescent	Part Number	Electrical-Optical Characteristics (Ta = 25°C)			Angle of Illumination	Special Features
			Voltage V typ	Current mA typ	Intensity mcd		
660nm Ultra Red GaAlAs/GaAlAs 		68SBF200-0UR-006B	5/6V	20	115	120°	Contact Polarity B = BiPolar AC/DC A = AC only Replace 68SBF200 With 68SB200 Narrow Beam (15°) Intensity 1.6K mcd/52 Ft.Cd @20 mA
		68SBF200-0UR-014B	12/14V	20	115		
		68SBF200-0UR-024B	24V	15	85		
		68SBF200-0UR-028B	28V	15	85		
		68SBF200-0UR-048B	48V	12	65		
		68SBF200-0UR-120A	120VAC	10	50		
612nm Super Orange InGaAlP 		68SBF200-0UO-006B	5/6V	20	130	120°	Contact Polarity B = BiPolar AC/DC A = AC only Replace 68SBF200 With 68SB200 Narrow Beam (15°) Beam Intensity 3.5K mcd @20 mA
		68SBF200-0UO-014B	12/14V	20	130		
		68SBF200-0UO-024B	24V	15	98		
		68SBF200-0UO-028B	28V	15	98		
		68SBF200-0UO-048B	48V	12	78		
		68SBF200-0UO-120A	120VAC	10	65		
595nm Super Yellow InGaAlP 		68SBF200-0UY-006B	5/6V	20	116	120°	Contact Polarity B = BiPolar AC/DC A = AC only Replace 68SBF200 With 68SB200 Narrow (15°) Beam Intensity 3.2K mcd @20 mA
		68SBF200-0UY-014B	12/14V	20	116		
		68SBF200-0UY-024B	24V	15	75		
		68SBF200-0UY-028B	28V	15	75		
		68SBF200-0UY-048B	48V	12	54		
		68SBF200-0UY-120A	120VAC	10	39		
8000K Cool White SiC/GaN 		68SBF200-0CW-006B	5V	15	160	120°	Contact Polarity B = BiPolar AC/DC A = AC only Replace 68SBF200 With 68SB200 Std. (50°) Beam Intensity 750 mcd/75 Ft. cd
		68SBF200-0CW-014B	12/14V	15	160		
		68SBF200-0CW-024B	24V	15	160		
		68SBF200-0CW-028B	28V	15	160		
		68SBF200-0CW-048B	48V	12	128		
		68SBF200-0CW-120A	120VAC	10	106		
570nm Lime Green InGaAlP 		68SBF200-0UG-006B	5/6V	20	58	120°	Contact Polarity B = BiPolar AC/DC A = AC only Replace 68SBF200 With 68SB200 Narrow (12-15°) Beam Intensity 1K mcd @ 20 mA
		68SBF200-0UG-014B	12/14V	20	58		
		68SBF200-0UG-024B	24V	15	44		
		68SBF200-0UG-028B	28V	15	44		
		68SBF200-0UG-048B	48V	12	35		
		68SBF200-0UG-120A	120VAC	10	29		
525nm Aqua Green SiC/GaN 		68SBF200-0AG-006B	5/6V	15	400	120°	Contact Polarity B = BiPolar AC/DC A = AC only Replace 68SBF200 With 68SB200 Narrow (15°) Beam Intensity 7K mcd/250 Ft.Cd
		68SBF200-0AG-014B	12/14V	15	400		
		68SBF200-0AG-024B	24V	15	400		
		68SBF200-0AG-028B	28V	15	400		
		68SBF200-0AG-048B	48V	12	320		
		68SBF200-0AG-120A	120VAC	10	275		
470nm Super Blue SiC/GaN 		68SBF200-0PB-006B	5/6V	15	125	120°	Contact Polarity B = BiPolar AC/DC A = AC only Replace 68SBF200 With 68SB200 Std. (15°) Beam Intensity 2K mcd/60 Ft.Cd
		68SBF200-0PB-014B	12/14V	15	125		
		68SBF200-0PB-024B	24V	15	125		
		68SBF200-0PB-028B	28V	15	125		
		68SBF200-0PB-048B	48V	12	84		
		68SBF200-0PB-120A	120VAC	10	74		

Options

All dimensions in inches. For millimeters multiply by 25.4



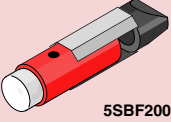
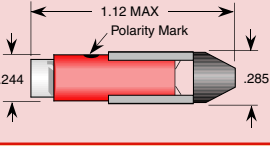
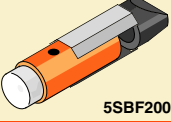
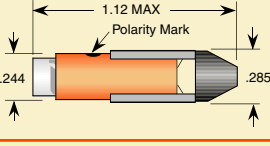
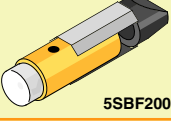
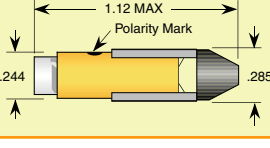
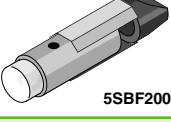
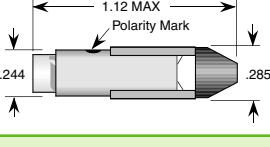
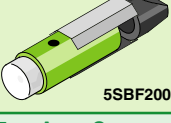
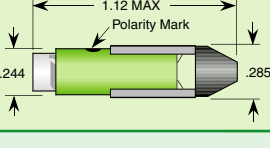
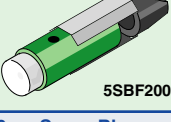
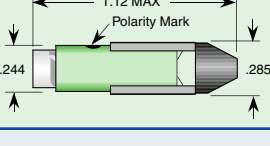
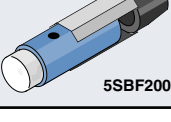
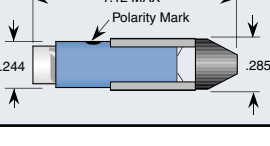
Series: 68SB200 (15° Illumination)
PN Example: 68SB200-0AG-024B



Series: 68SB206 (6 Chip 160° Illumination)
PN Example: 68SB206-0UO-120A

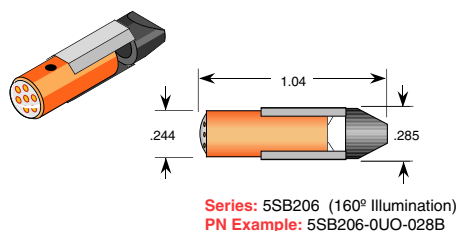
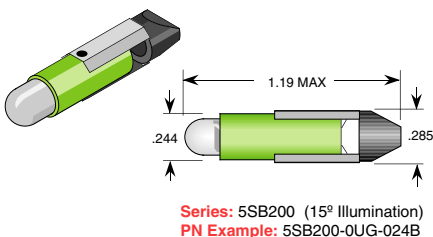


T2 ANSI #5 Telephone Slide Based LEDs

Subminiature Packages	Replaces Incandescent	Part Number	Electrical-Optical Characteristics (Ta = 25°C)			Angle of Illumination	Special Features
			Voltage V typ	Current mA typ	Intensity mcd		
660nm Ultra Red GaAlAs/GaAlAs  5SBF200 	6 PSB	5SBF200-0UR-006B	5/6V	20	115	120°	Contact Polarity B = BiPolar AC/DC A = AC only Replace 5SBF200 With 5SB200 Narrow Beam (15°) Intensity 1.6K mcd/52 Ft.Cd @20 mA
	12 PSB	5SBF200-0UR-014B	12/14V	20	115		
	24 PSB	5SBF200-0UR-024B	24V	15	85		
	28 PSB	5SBF200-0UR-028B	28V	15	85		
		5SBF200-0UR-048B	48V	12	65		
612nm Super Orange InGaAlP  5SBF200 	6 PSB	5SBF200-0UO-006B	5/6V	20	130	120°	Contact Polarity B = BiPolar AC/DC A = AC only Replace 5SBF200 With 5SB200 Narrow (15°) Beam Intensity 3.5K mcd@20 mA
	12 PSB	5SBF200-0UO-014B	12/14V	20	130		
	24 PSB	5SBF200-0UO-024B	24V	15	98		
	28 PSB	5SBF200-0UO-028B	28V	15	98		
		5SBF200-0UO-048B	48V	12	78		
595nm Super Yellow InGaAlP  5SBF200 	6 PSB	5SBF200-0UY-006B	5/6V	20	116	120°	Contact Polarity B = BiPolar AC/DC A = AC only Replace 5SBF200 With 5SB200 Narrow (15°) Beam Intensity 3.2K mcd@20 mA
	12 PSB	5SBF200-0UY-014B	12/14V	20	116		
	24 PSB	5SBF200-0UY-024B	24V	15	75		
	28 PSB	5SBF200-0UY-028B	28V	15	75		
		5SBF200-0UY-048B	48V	12	54		
8000K Cool White SiC/GaN  5SBF200 	6 PSB	5SBF200-0CW-006B	5V	15	160	120°	Contact Polarity B = BiPolar AC/DC A = AC only Replace 5SBF200 With 5SB200 Std. (50°) Beam Intensity 750 mcd/75 Ft. cd
	12 PSB	5SBF200-0CW-014B	12/14V	15	160		
	24 PSB	5SBF200-0CW-024B	24V	15	160		
	28 PSB	5SBF200-0CW-028B	28V	15	160		
		5SBF200-0CW-048B	48V	12	128		
570nm Lime Green InGaAlP  5SBF200 	6 PSB	5SBF200-0UG-006B	5/6V	20	58	120°	Contact Polarity B = BiPolar AC/DC A = AC only Replace 5SBF200 With 5SB200 Narrow (12-15°) Beam Intensity 1K mcd@ 20 mA
	12 PSB	5SBF200-0UG-014B	12/14V	20	58		
	24 PSB	5SBF200-0UG-024B	24V	15	44		
	28 PSB	5SBF200-0UG-028B	28V	15	44		
		5SBF200-0UG-048B	48V	12	35		
525nm Aqua Green SiC/GaN  5SBF200 	6 PSB	5SBF200-0AG-006B	5/6V	15	400	120°	Contact Polarity B = BiPolar AC/DC A = AC only Replace 5SBF200 With 5SB200 Narrow (15°) Beam Intensity 7K mcd/250 Ft.Cd
	12 PSB	5SBF200-0AG-014B	12/14V	15	400		
	24 PSB	5SBF200-0AG-024B	24V	15	400		
	28 PSB	5SBF200-0AG-028B	28V	15	400		
		5SBF200-0AG-048B	48V	12	320		
470nm Super Blue SiC/GaN  5SBF200 	6 PSB	5SBF200-0PB-006B	5/6V	15	125	120°	Contact Polarity B = BiPolar AC/DC A = AC only Replace 5SBF200 With 5SB200 Std. (15°) Beam Intensity 2K mcd/60 Ft.Cd
	12 PSB	5SBF200-0PB-014B	12/14V	15	125		
	24 PSB	5SBF200-0PB-024B	24V	15	125		
	28 PSB	5SBF200-0PB-028B	28V	15	125		
		5SBF200-0PB-048B	48V	12	84		
	120 PSB	5SBF200-0PB-120A	120VAC	10	74		

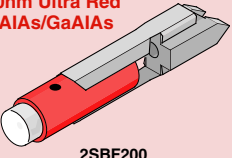
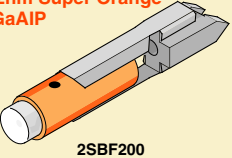
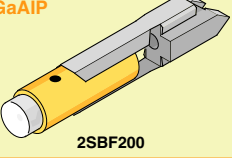
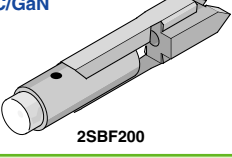
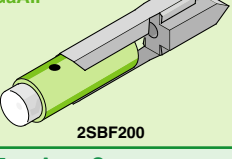
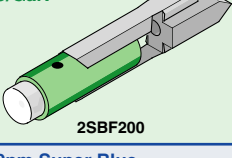
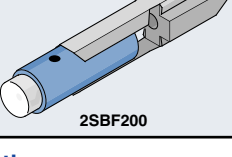
Options

All dimensions in inches. For millimeters multiply by 25.4



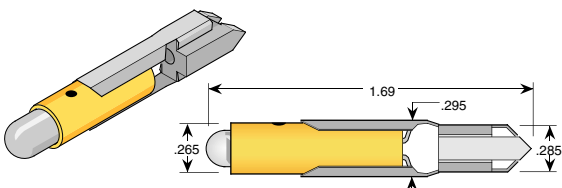


T2 ANSI #2 & #3 Telephone Slide Based LEDs

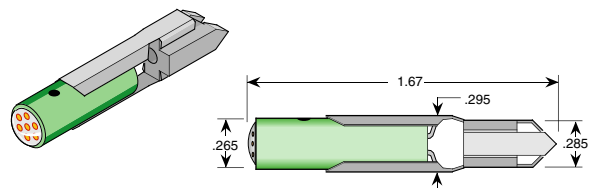
Miniature Packages	Replaces Incandescent	Part Number	Electrical-Optical Characteristics (Ta = 25°C)			Angle of Illumination	Special Features
			Voltage V typ	Current mA typ	Intensity mcd		
660nm Ultra Red GaAlAs/GaAlAs  2SBF200		2SBF200-0UR-006B	5/6V	20	115	120°	Contact Polarity B = BiPolar AC/DC A = AC only Replace 2SBF200 With 2SB200 Narrow Beam (15°) Intensity 1.6K mcd/52 Ft.Cd @ 20 mA
		2SBF200-0UR-014B	12/14V	20	115		
	24E,24X	2SBF200-0UR-024B	24V	15	85		
		2SBF200-0UR-028B	28V	15	85		
	48A,D,C	2SBF200-0UR-048B	48V	12	65		
	2SBF200-0UR-120A	120VAC	10	50			
612nm Super Orange InGaAlP  2SBF200		2SBF200-0UO-006B	5/6V	20	130	120°	Contact Polarity B = BiPolar AC/DC A = AC only Replace 2SBF200 With 2SB200 Narrow (15°) Beam Intensity 3.5K mcd@20 mA
		2SBF200-0UO-014B	12/14V	20	130		
	24E,24X	2SBF200-0UO-024B	24V	15	98		
		2SBF200-0UO-028B	28V	15	98		
	48A,D,C	2SBF200-0UO-048B	48V	12	78		
	2SBF200-0UO-120A	120VAC	10	65			
595nm Super Yellow InGaAlP  2SBF200		2SBF200-0UY-006B	5/6V	20	116	120°	Contact Polarity B = BiPolar AC/DC A = AC only Replace 2SBF200 With 2SB200 Narrow (15°) Beam Intensity 3.2K mcd@20 mA
		2SBF200-0UY-014B	12/14V	20	116		
	24E,24X	2SBF200-0UY-024B	24V	15	75		
		2SBF200-0UY-028B	28V	15	75		
	48A,D,C	2SBF200-0UY-048B	48V	12	54		
	2SBF200-0UY-120A	120VAC	10	39			
8000K Cool White SiC/GaN  2SBF200		2SBF200-0CW-006B	5V	15	160	120°	Contact Polarity B = BiPolar AC/DC A = AC only Replace 2SBF200 With 2SB200 Std. (50°) Beam Intensity 750 mcd/75 Ft. cd
		2SBF200-0CW-014B	12/14V	15	160		
	24E,24X	2SBF200-0CW-024B	24V	15	160		
		2SBF200-0CW-028B	28V	15	160		
	48A,D,C	2SBF200-0CW-048B	48V	12	128		
	2SBF200-0CW-120A	120VAC	10	106			
570nm Lime Green InGaAlP  2SBF200		2SBF200-0UG-006B	5/6V	20	58	120°	Contact Polarity B = BiPolar AC/DC A = AC only Replace 2SBF200 With 2SB200 Narrow (12-15°) Beam Intensity 1K mcd@ 20 mA
		2SBF200-0UG-014B	12/14V	20	58		
	24E,24X	2SBF200-0UG-024B	24V	15	44		
		2SBF200-0UG-028B	28V	15	44		
	48A,D,C	2SBF200-0UG-048B	48V	12	35		
	2SBF200-0UG-120A	120VAC	10	29			
525nm Aqua Green SiC/GaN  2SBF200		2SBF200-0AG-006B	5/6V	15	400	120°	Contact Polarity B = BiPolar AC/DC A = AC only Replace 2SBF200 With 2SB200 Narrow (15°) Beam Intensity 7K mcd/250 Ft.Cd
		2SBF200-0AG-014B	12/14V	15	400		
	24E,24X	2SBF200-0AG-024B	24V	15	400		
		2SBF200-0AG-028B	28V	15	400		
	48A,D,C	2SBF200-0AG-048B	48V	12	320		
	2SBF200-0AG-120A	120VAC	10	275			
470nm Super Blue SiC/GaN  2SBF200		2SBF200-0PB-006B	5/6V	15	125	120°	Contact Polarity B = BiPolar AC/DC A = AC only Replace 2SBF200 With 2SB200 Std. (15°) Beam Intensity 2K mcd/60 Ft.Cd
		2SBF200-0PB-014B	12/14V	15	125		
	24E,24X	2SBF200-0PB-024B	24V	15	125		
		2SBF200-0PB-028B	28V	15	125		
	48A,D,C	2SBF200-0PB-048B	48V	12	84		
	2SBF200-0PB-120A	120VAC	10	74			

Options

All dimensions in inches. For millimeters multiply by 25.4



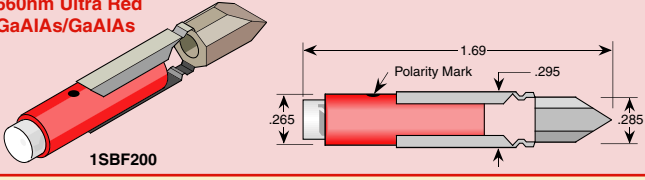
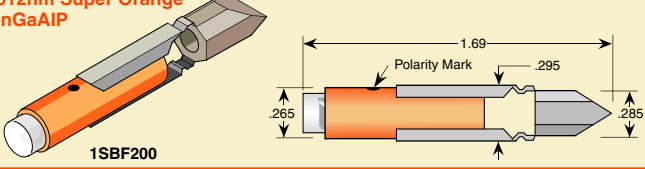
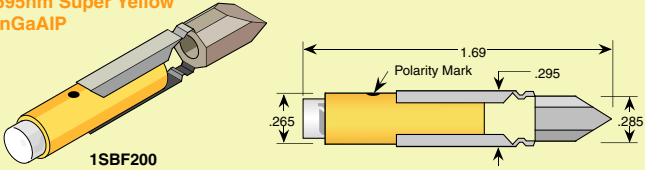
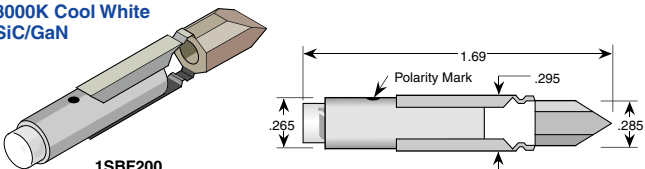
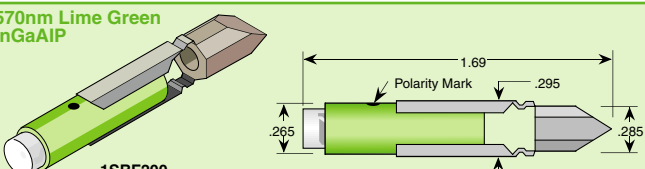
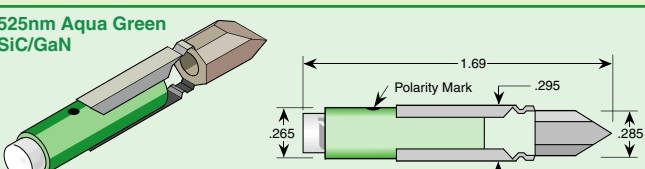
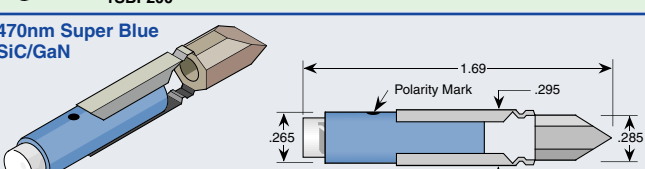
Series: 2SB200 (15° Illumination)
PN Example: 2SB200-0UY-024B



Series: 2SB206 (160° Illumination)
PN Example: 2SB206-0AG-028B

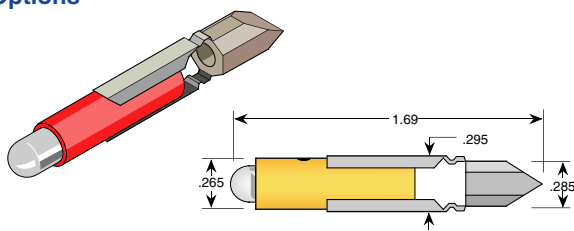


T2 #1 Telephone Slide Based LEDs

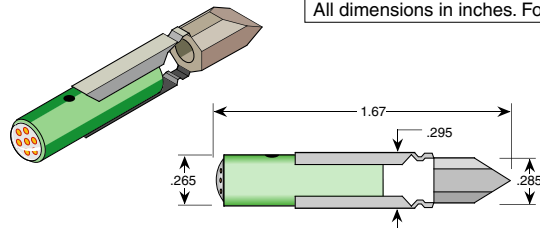
Miniature Packages	Replaces Incandescent	Part Number	Electrical-Optical Characteristics (Ta = 25°C)			Angle of Illumination	Special Features
			Voltage V typ	Current mA typ	Intensity mcd		
660nm Ultra Red GaAlAs/GaAlAs 		1SBF200-0UR-006B	5/6V	20	115	120°	Contact Polarity B = BiPolar AC/DC A = AC only Replace 2SBF200 With 2SB200 Narrow Beam (15°) Intensity 1.6K mcd/52 Ft.Cd @ 20 mA
		1SBF200-0UR-014B	12/14V	20	115		
		1SBF200-0UR-024B	24V	15	85		
		1SBF200-0UR-028B	28V	15	85		
		1SBF200-0UR-048B	48V	12	65		
		1SBF200-0UR-120A	120VAC	10	50		
612nm Super Orange InGaAlP 		1SBF200-0UO-006B	5/6V	20	130	120°	Contact Polarity B = BiPolar AC/DC A = AC only Replace 2SBF200 With 2SB200 Narrow (15°) Beam Intensity 3.5K mcd@20 mA
		1SBF200-0UO-014B	12/14V	20	130		
		1SBF200-0UO-024B	24V	15	98		
		1SBF200-0UO-028B	28V	15	98		
		1SBF200-0UO-048B	48V	12	78		
		1SBF200-0UO-120A	120VAC	10	65		
595nm Super Yellow InGaAlP 		1SBF200-0UY-006B	5/6V	20	116	120°	Contact Polarity B = BiPolar AC/DC A = AC only Replace 2SBF200 With 2SB200 Narrow (15°) Beam Intensity 3.2K mcd@20 mA
		1SBF200-0UY-014B	12/14V	20	116		
		1SBF200-0UY-024B	24V	15	75		
		1SBF200-0UY-028B	28V	15	75		
		1SBF200-0UY-048B	48V	12	54		
		1SBF200-0UY-120A	120VAC	10	39		
8000K Cool White SiC/GaN 		1SBF200-0CW-006B	5V	15	160	120°	Contact Polarity B = BiPolar AC/DC A = AC only Replace 2SBF200 With 2SB200 Std. (50°) Beam Intensity 750 mcd/75 Ft. cd
		1SBF200-0CW-014B	12/14V	15	160		
		1SBF200-0CW-024B	24V	15	160		
		1SBF200-0CW-028B	28V	15	160		
		1SBF200-0CW-048B	48V	12	128		
		1SBF200-0CW-120A	120VAC	10	106		
570nm Lime Green InGaAlP 		1SBF200-0UG-006B	5/6V	20	58	120°	Contact Polarity B = BiPolar AC/DC A = AC only Replace 2SBF200 With 2SB200 Narrow (12-15°) Beam Intensity 1K mcd@ 20 mA
		1SBF200-0UG-014B	12/14V	20	58		
		1SBF200-0UG-024B	24V	15	44		
		1SBF200-0UG-028B	28V	15	44		
		1SBF200-0UG-048B	48V	12	35		
		1SBF200-0UG-120A	120VAC	10	29		
525nm Aqua Green SiC/GaN 		1SBF200-0AG-006B	5/6V	15	400	120°	Contact Polarity B = BiPolar AC/DC A = AC only Replace 2SBF200 With 2SB200 Narrow (15°) Beam Intensity 7K mcd/250 Ft.Cd
		1SBF200-0AG-014B	12/14V	15	400		
		1SBF200-0AG-024B	24V	15	400		
		1SBF200-0AG-028B	28V	15	400		
		1SBF200-0AG-048B	48V	12	320		
		1SBF200-0AG-120A	120VAC	10	275		
470nm Super Blue SiC/GaN 		1SBF200-0PB-006B	5/6V	15	125	120°	Contact Polarity B = BiPolar AC/DC A = AC only Replace 2SBF200 With 2SB200 Std. (15°) Beam Intensity 2K mcd/60 Ft.Cd
		1SBF200-0PB-014B	12/14V	15	125		
		1SBF200-0PB-024B	24V	15	125		
		1SBF200-0PB-028B	28V	15	125		
		1SBF200-0PB-048B	48V	12	84		
		1SBF200-0PB-120A	120VAC	10	74		

Options

All dimensions in inches. For millimeters multiply by 25.4



Series: 1SB200 (15° Illumination)
 PN Example: 1SB200-0UY-024B



Series: BSD-1174 (160° Illumination)
 PN Example: BSD-1174-0AG-028B



000	O4/O5		605	Orange	2.1	160mcd @ 20mA	15°	InGaAsP - Indium Gallium Arsenide Phosphide / Gallium Phosphide
0UY	Y3KF		595	Super Yellow	2.2	5500mcd @ 20mA	15°	InGaAlP - Indium Gallium Aluminum Phosphide
0PY	Y3KH		592	Super Pure Yellow	2.1	7000mcd @ 20mA	15°	InGaAlP - Indium Gallium Aluminum Phosphide
00Y	Y3/Y4/Y5		585	Yellow	2.1	100mcd @ 20mA	15°	GaAsP/GaP - Gallium Arsenic Phosphide / Gallium Phosphide
0IW	IW2K		4500K	Incand White	3.6	2000mcd @ 20mA	20°	SiC/GaN - Silicon Carbide/Gallium Nitride
0PW	PW4K		6500K	Pale White	3.6	4000mcd @ 20mA	20°	SiC/GaN - Silicon Carbide/Gallium Nitride
0CW	CW6K		8000K	Cool White	3.6	6000mcd @ 20mA	20°	SiC/GaN - Silicon Carbide/Gallium Nitride
0LY	LY1K		574	Super Lime Yellow	2.4	1000mcd @ 20mA	15°	InGaAlP - Indium Gallium Aluminum Phosphide
0UG	G1K		570	Super Lime Green	2.0	1000mcd @ 20mA	15°	InGaAlP - Indium Gallium Aluminum Phosphide
00G	G3/G4/G5		565	High Eff. Green	2.1	200mcd @ 20mA	15°	GaP/GaP - Gallium Phosphide/Gallium Phosphide
UPG	PG350		560	Super Pure Green	2.1	350mcd @ 20mA	15°	InGaAlP - Indium Gallium Aluminum Phosphide
0PG	PG5		555	Pure Green	2.1	80mcd @ 20mA	15°	GaP/GaP - Gallium Phosphide/Gallium Phosphide
0AG	AG10K		525	Aqua Green	3.5	10,000mcd @ 20mA	15°	SiC/GaN - Silicon Carbide/Gallium Nitride
0BG	BG2K		505	Blue Green	3.5	2000mcd @ 20mA	45°	SiC/GaN - Silicon Carbide/Gallium Nitride
0PB	PB3K		470	Super Blue	3.6	3000mcd @ 20mA	15°	SiC/GaN - Silicon Carbide/Gallium Nitride
00B	UB500		430	Ultra Blue	3.8	100mcd @ 20mA	15°	SiC/GaN - Silicon Carbide/Gallium Nitride

LEDTRONICS, INC.
THE FUTURE OF LIGHT



23105 Kashiwa Court, Torrance, CA 90505
Phone: (800) 579-4875 or (310) 534-1505
Fax: (310) 534-1424
E-mail: webmaster@ledtronics.com
Website: www.ledtronics.com