




# State of the Art, Inc.

## Thin Film Chip Resistor

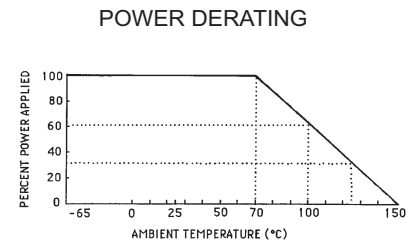
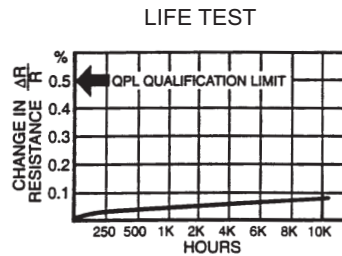
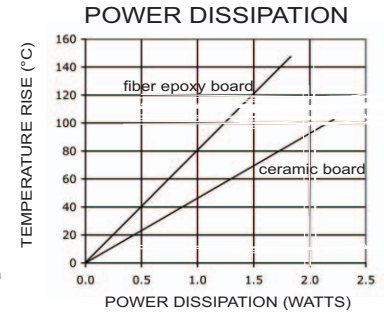
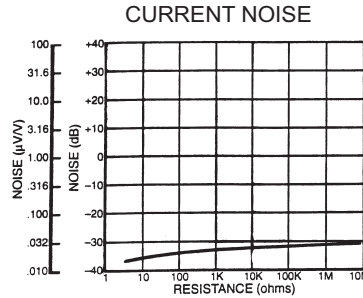
### D55342/07 RM1206



### PERFORMANCE

Resistance Range **100Ω - 1MΩ**  
 Tolerances **0.1%, 1%, 2%, 5%**  
 Maximum Power **250 mW**  
 Maximum Voltage **100 Volts**

TESTS	CHARACTERISTICS*	
	E	H
TCR (-55 to +125 °C) in ppm/°C	±25	±50
Thermal Shock	±0.1%	±0.25%
Low Temperature Operation	±0.1%	±0.25%
Short-time Overload	±0.1%	±0.1%
Resistance to Soldering Heat	±0.2%	±0.25%
Moisture Resistance	±0.2%	±0.4%
Life, 2,000 Hours	±0.5%	±0.5%
High Temperature Exposure	±0.1%	±0.2%



\*Maximum allowable change per MIL-PRF-55342, typical change is 10% of these values.

### PART NUMBERING

**D55342 H 07 B 100D R - TR**

PACKAGING CODE: TR = Tape & Reel W= Waffle Pack

PRODUCT LEVEL DESIGNATOR: M: 1% per 1000 hrs. R: 0.01% P: 0.1% T: Space Level C: Non - ER

RESISTANCE AND TOLERANCE CODE: A: 0.1% Ω D: 1% Ω G: 2% Ω J: 5% Ω  
 Three significant digits, with a letter indicating the B: 0.1% KΩ E: 1% KΩ H: 2% KΩ K: 5% KΩ  
 decimal location, the tolerance, and the value range. C: 0.1% MΩ F: 1% MΩ T: 2% MΩ L: 5% MΩ

TERMINATION MATERIALS: B: Solderable wraparound W: Gold wire bondable

SIZE CODE: /07\* = RM1206

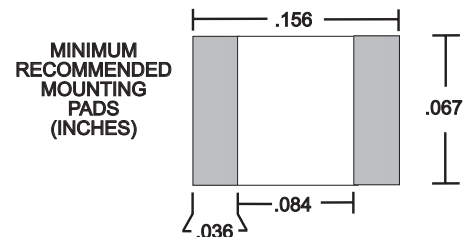
TEMPERATURE CHARACTERISTIC: E: ± 25ppm H: ± 50ppm

PERFORMANCE SPECIFICATION MIL-PRF-55342

\*RM1206 is specified in MIL-PRF-55342 as D55342 /07 rather than M55342 /07.

### MECHANICAL

	INCHES	MILLIMETERS
Length	.126 (.118 - .134)	3.20 (3.00 - 3.40)
Width	.061 (.058 - .068)	1.55 (1.47 - 1.73)
Thickness	.018 (.015 - .033)	0.46 (0.38 - 0.84)
Top Term	.016 (.010 - .025)	0.41 (0.25 - 0.64)
Bottom Term	.018 (.010 - .025)	0.46 (0.25 - 0.64)
Gap	.090 (.086 - .094)	2.29 (2.18 - 2.39)
Approx. Weight	.0084 grams	



2470 Fox Hill Road, State College, PA 16803-1797  
 Phone (814) 355-8004 Fax (814) 355-2714 Toll Free 1-800-458-3401

04/09/08

\*Specifications subject to change without notice.\*