

FEATURES

- Frequency Range: 3230 - 3260 MHz
- Step Size: 125 KHz
- PLL-24H - Style Package

APPLICATIONS

- Digital Radio Equipment
- Fixed Wireless Access
- Satellite Communication Systems

PERFORMANCE SPECIFICATIONS

	VALUE	UNITS
Frequency Range	3230 - 3260	MHz
Phase Noise @ 10 kHz offset (1 Hz BW, typ.)	-106	dBc/Hz
Harmonic Suppression (2nd, typ.)	-15	dBc
Sideband Spurs (typ.)	-70	dBc
Power Output	0±3	dBm
Load Impedance	50	Ω
Step Size	125	kHz
Charge Pump Output Current	5000	μA
Switching Speed (typ., adjacent channel)	3	mSec
Startup Lock Time (typ.)	3	mSec
Operating Temperature Range	-40 to 85	°C
Package Style	PLL-24H	

POWER SUPPLY REQUIREMENTS

Supply Voltage (Vcc, nom.)	5	Vdc
Supply Current (Icc, typ.)	30	mA

All specifications are typical unless otherwise noted and subject to change without notice.

APPLICATION NOTES

- AN-107: How to Solder Z-COMM VCOs / PLLs
- AN-202: PLL Functional Description

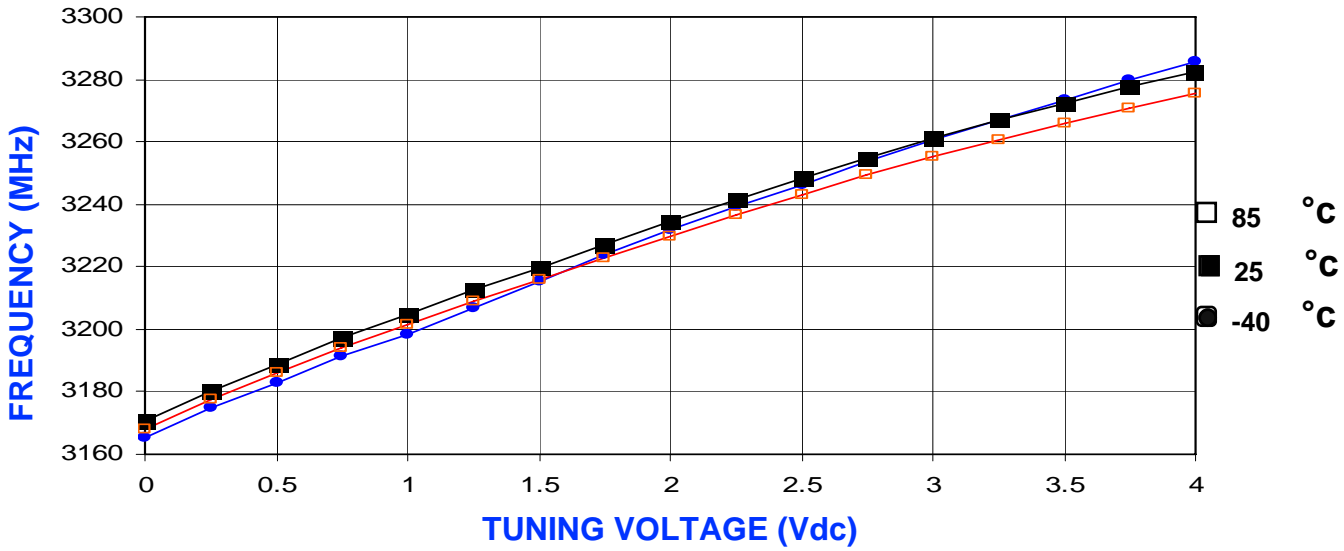
NOTES:

Reference Oscillator Signal: 5 MHz f_{osc} <math>< 100</math> MHz

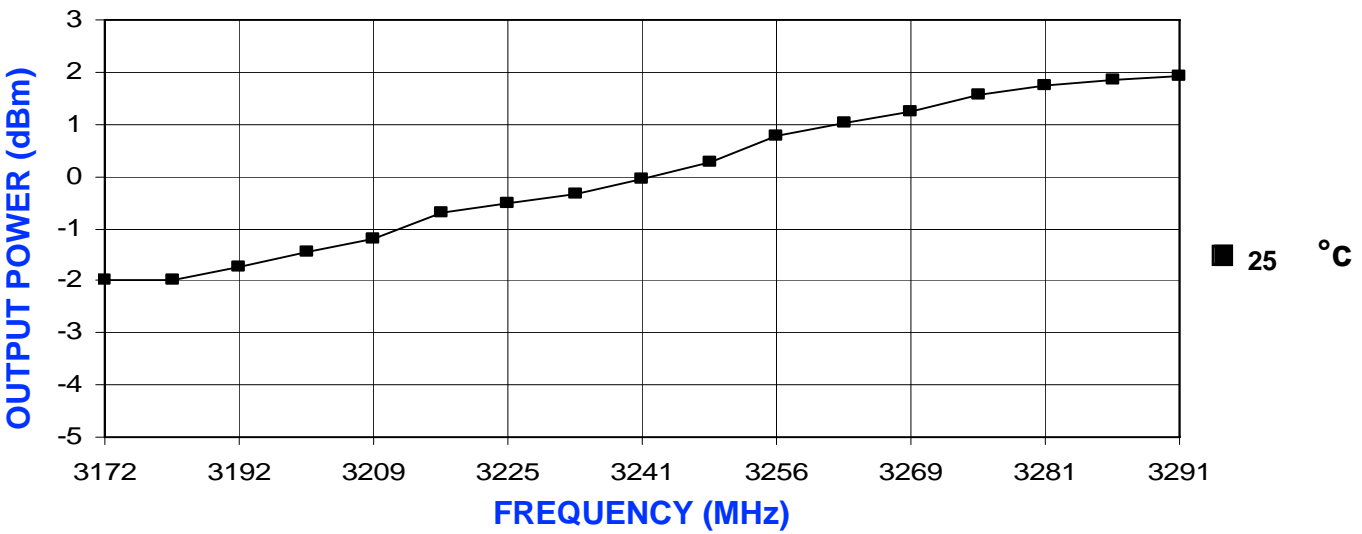
Prescaler: 32

Frequency Synthesizer: Analog Devices - ADF4106

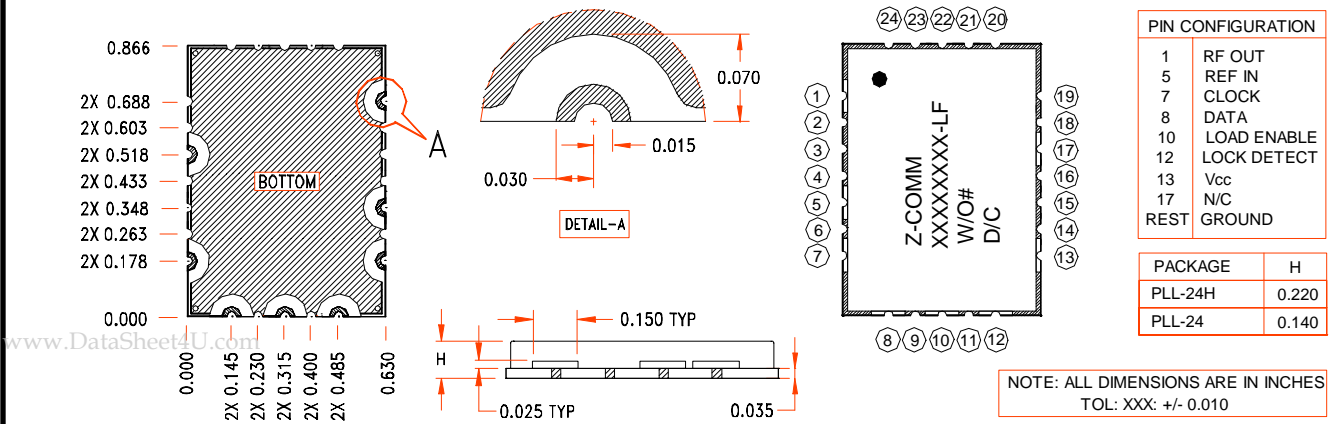
VCO TUNING CURVE, typ.



VCO POWER CURVE, typ.



PHYSICAL DIMENSIONS



PIN CONFIGURATION

1	RF OUT
5	REF IN
7	CLOCK
8	DATA
10	LOAD ENABLE
12	LOCK DETECT
13	Vcc
17	N/C
REST	GROUND

PACKAGE	H
PLL-24H	0.220
PLL-24	0.140

NOTE: ALL DIMENSIONS ARE IN INCHES
TOL: XXX: +/- 0.010