

# Leadless Power Inductors PLC-0755 Series

[RoHS Compliant]

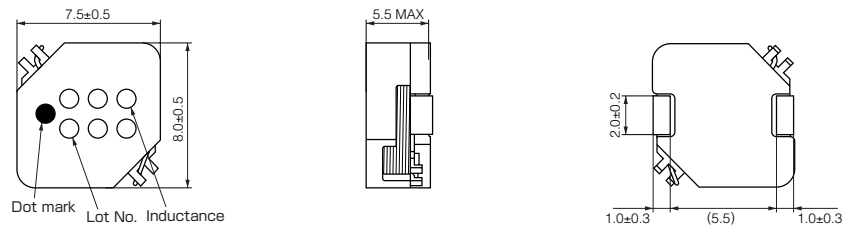


Model	Inductance at 100kHz, 1mA ( $\mu$ H)	DC resistance RDC (m $\Omega$ ) max.	Rated current (A)		
			$I_{rms}^{*1}$	$I_{sat}$ (Ref.) <sup>*2</sup> at 20°C	$I_{sat}$ (Ref.) <sup>*2</sup> at 100°C
PLC-0755-2R0	2.0 $\pm$ 30%	15	6.4	7.2	6.4
PLC-0755-3R3	3.3 $\pm$ 30%	20	5.6	6.2	3.9
PLC-0755-4R7	4.7 $\pm$ 30%	24	5.1	5.2	3.8
PLC-0755-5R6	5.6 $\pm$ 30%	26	4.8	5.0	3.6
PLC-0755-6R8	6.8 $\pm$ 30%	34	4.6	4.4	3.4
PLC-0755-8R2	8.2 $\pm$ 30%	37	4.1	4.0	3.0
PLC-0755-100	10.0 $\pm$ 20%	40	3.9	3.7	2.7
PLC-0755-120	12.0 $\pm$ 20%	55	3.4	3.3	2.5
PLC-0755-150	15.0 $\pm$ 20%	67	2.8	3.2	2.4
PLC-0755-180	18.0 $\pm$ 20%	80	2.4	2.7	2.0
PLC-0755-220	22.0 $\pm$ 20%	125	2.2	2.4	1.8
PLC-0755-330	33.0 $\pm$ 20%	166	1.9	1.9	1.4

\*1 T=40K rise at rated current. \*2 Inductance drop 30% at rated current.

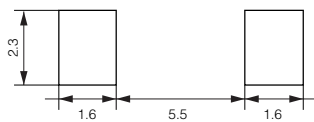
● Operating temperature range : -25to+120°C (without self-temperature rise)

## Shape and Dimensions



[mm]

## Recommended Land Pattern



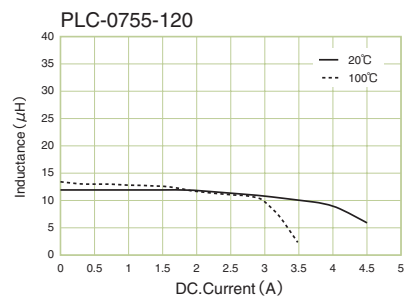
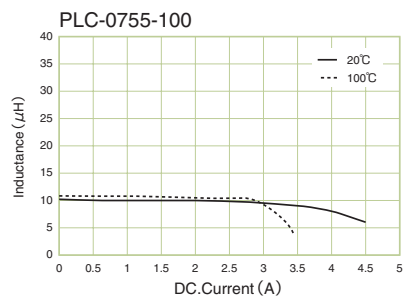
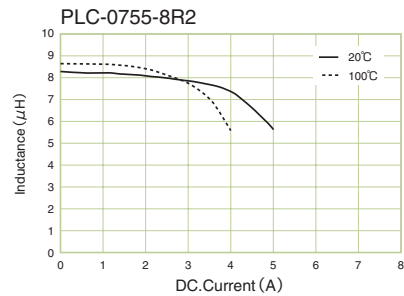
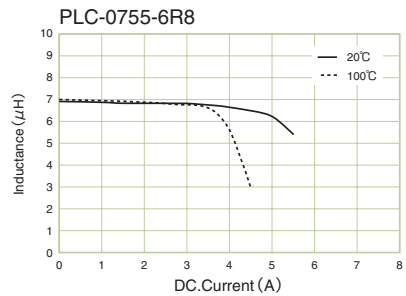
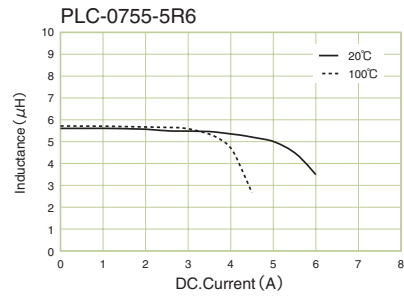
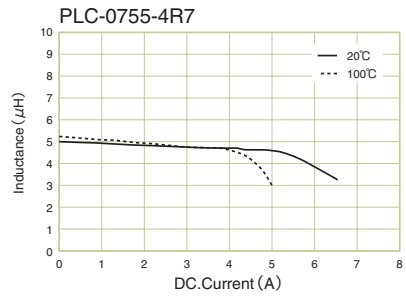
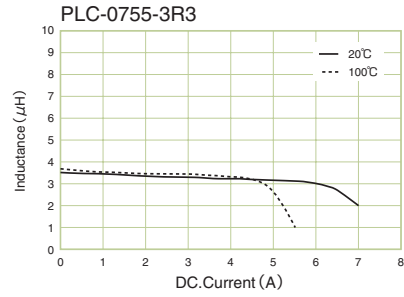
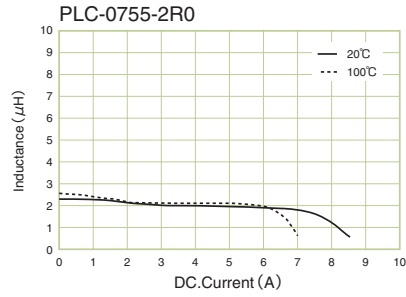
[mm]

Choke Coils VOL.04



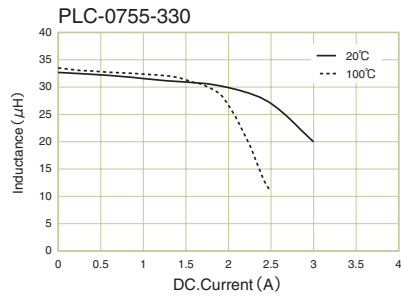
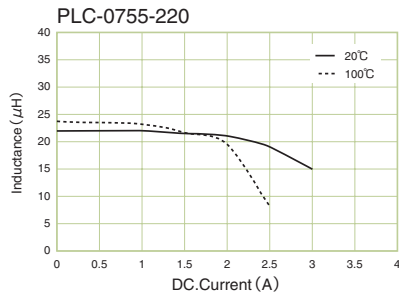
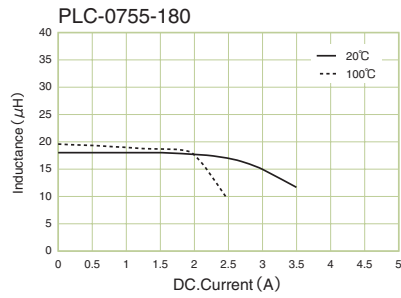
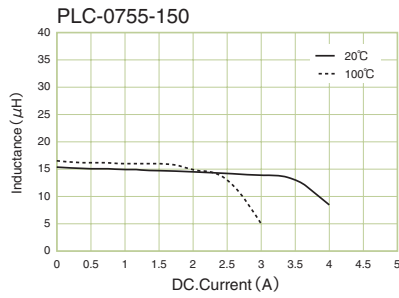
- All specifications in this catalog and production status of products are subject to change without notice. Prior to the purchase, please contact NEC Tokin for updated product data.
- Please request for a specification sheet for detailed product data prior to the purchase.
- Before using the product in this catalog, please read "Precautions" and other safety precautions listed in the printed version catalog.

DC-Superposed Characteristics



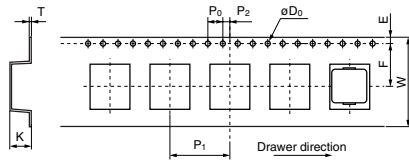
- All specifications in this catalog and production status of products are subject to change without notice. Prior to the purchase, please contact NEC Tokin for updated product data.
- Please request for a specification sheet for detailed product data prior to the purchase.
- Before using the product in this catalog, please read "Precautions" and other safety precautions listed in the printed version catalog.

DC-Superposed Characteristics



PLC-0755 Series

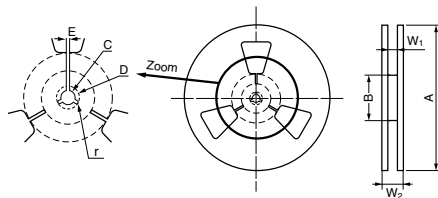
Dimensions of indented square hole plastic tape



	W	F	E	P1	P2	P0	∅D0	T	K
	± 0.3	± 0.1	± 0.1	± 0.1	± 0.1	± 0.1	± 0.05	± 0.05	± 0.1
0755 Series	24.0	11.5	1.75	16.0	2.0	4.0	1.55	0.4	5.8

	[mm]
	pcs./reel
0755 Series	800

Reel dimensions



	A	B	C	D	E	r	W1	W2
	± 5	± 5	± 0.5	± 0.8	± 0.5		± 0.5	± 0.5
	380	80	13.5	21.0	2.0	R1.0	25.5	29.5



- All specifications in this catalog and production status of products are subject to change without notice. Prior to the purchase, please contact NEC Tokin for updated product data.
- Please request for a specification sheet for detailed product data prior to the purchase.
- Before using the product in this catalog, please read "Precautions" and other safety precautions listed in the printed version catalog.