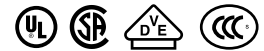

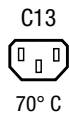


IEC Interconnection Cord with IEC Connector C13, V-Lock, straight

new



Description

- Interconnection Cord, Protection class I, Pin temperature 70 °C,
- with V-Lock interlocking system

References

Weblinks

[pdf](#), [html](#), [General Product Information](#), [Approvals](#), [RoHS](#), [CHINA-RoHS](#), [Mating Connectors](#), [e-Store](#), [SCHURTER-Stock-Check](#), [Distributor-Stock-Check](#), [Accessories](#)

Technical Data

Ratings IEC	10A / 250VAC; 50Hz
Ratings UL/CSA	10A / 125VAC; 50/60Hz
Dielectric Strength	> 2 kVDC between L-N > 2 kVAC between L/N-PE (1 min/50Hz)
Allowable Operation Temp.	-25 °C to 70 °C
Degree of Protection	from front side IP 20 acc. to IEC 60529
Protection Class	Suitable for appliances with protection class 1 acc. to IEC 61140
Terminal	moulded
Material: Housing	PVC, black

Connector	C13 acc. to IEC/EN 60320-2-2 UL 498, CSA C22.2 no. 42 (for cold conditions) pin-temperature 70 °C, 10A, Protection Class 1
-----------	---

Variants

Connector Type	V-Lock	cable Cord Type	Color	Length [m]	inlets Type	Country	Standard	Conductor cross section	Style	Index	Order Number
C13	●	H05VV-F3G1.0	black	2.0	Interconnection	INT	-	3 x 1 mm ²	-	-	6051.2007

Packaging unit

60 Pcs

Mating Inlets/Plugs

Category / Description

[Appliance Inlet Overview complete](#)



IEC Appliance Inlet C14, Snap-in Mounting, Solder, Quick-connect, Screw or PCB Terminal	6010
IEC Appliance Inlet C14, Screw-on Mounting, Front Side, Solder or Quick-connect, PCB or Screw Terminal	6061
IEC Appliance Inlet C14, Screw-on Mounting, Front Side, Solder or Quick-connect or Screw Terminal	6062
IEC Appliance Inlet C14, insert Mounting, Solder or Quick-connect, PCB or Screw Terminal	6170
IEC Appliance Inlet C14 or C18, Screw-on Mounting, Rear Side, PCB- or Solder Terminal	GSP1
Appliance Inlet further types to VAC13KS	...



[Power Entry Module Overview complete](#)

IEC Appliance Inlet C14 with Fuseholder 2-pole	4707
IEC Appliance Inlet C14 with Line Switch 1- or 2-pole	DC11
IEC Appliance Inlet C14 with recessed Circuit Breaker TA45	DF11
IEC Appliance Inlet C14 with Fuseholder 1- or 2-pole, Line Switch 1- or 2-pole and Voltage Selector	KD
IEC Appliance Inlet C14 with Line Switch 2-pole	KEB2
Power Entry Module further types to VAC13KS	...

[Power Entry Module with line filter Overview complete](#)



IEC Appliance Inlet C14 or C18 with Filter, ECO design, Front- or Rear Side Mounting	5120
IEC Appliance Inlet C14 or C18 with Filter, Protection Degree IP65, Fuseholder 1- or 2-pole, Front or Rear Mounting	5707
IEC Appliance Inlet C14 with Filter, Fuseholder 1- or 2-pole (5x20 mm or 6.3x32 mm), Line Switch 1- or 2-pole, Voltage Selector (Step)	CD
IEC Appliance Inlet C14 with Filter, Line Switch 1- or 2-pole, Front or Rear Side Mounting	DC12
IEC Appliance Inlet C14 with Filter, Line Switch 1-pole	KFB1
Power Entry Module with line filter further types to VAC13KS	...

Mating Outlets/Connectors



[Appliance Outlet Overview complete](#)

IEC Appliance Outlet F, Screw-on Mounting, Front Side, Solder or Quick-connect Terminal	6600-3
IEC Appliance Outlet F, Snap-in Mounting, Front Side, Solder or Quick-connect Terminal	6600-4
	6602-4
IEC Appliance Outlet F, Snap-in Mounting, Front Side, IDC Terminal	6610

[Appliance Outlet further types to VAC13KS](#)

Passende Stecker verriegelt zu

[Appliance Inlet Overview complete](#)



IEC Appliance Inlet C14, Snap-in Mounting, Solder, Quick-connect, Screw or PCB Terminal	6010
IEC Appliance Inlet C14, Screw-on Mounting, Front Side, Solder or Quick-connect, PCB or Screw Terminal	6061
IEC Appliance Inlet C14, Screw-on Mounting, Front Side, Solder or Quick-connect or Screw Terminal	6062
IEC Appliance Inlet C14, insert Mounting, Solder or Quick-connect, PCB or Screw Terminal	6170
IEC Appliance Inlet C14 or C18, Screw-on Mounting, Rear Side, PCB- or Solder Terminal	GSP1

[Appliance Inlet further types to VAC13KS](#)

[Power Entry Module Overview complete](#)



IEC Appliance Inlet C14 with Fuseholder 2-pole	4707
IEC Appliance Inlet C14 with Line Switch 1- or 2-pole	DC11
IEC Appliance Inlet C14 with recessed Circuit Breaker TA45	DF11
IEC Appliance Inlet C14 with Fuseholder 1- or 2-pole, Line Switch 1- or 2-pole and Voltage Selector	KD
IEC Appliance Inlet C14 with Line Switch 2-pole	KEB2
Power Entry Module further types to VAC13KS	...

[Power Entry Module with line filter Overview complete](#)



IEC Appliance Inlet C14 or C18 with Filter, ECO design, Front- or Rear Side Mounting	5120
IEC Appliance Inlet C14 or C18 with Filter, Protection Degree IP65, Fuseholder 1- or 2-pole, Front or Rear Mounting	5707
IEC Appliance Inlet C14 with Filter, Fuseholder 1- or 2-pole (5x20 mm or 6.3x32 mm), Line Switch 1- or 2-pole, Voltage Selector (Step)	CD
IEC Appliance Inlet C14 with Filter, Line Switch 1- or 2-pole, Front or Rear Side Mounting	DC12
IEC Appliance Inlet C14 with Filter, Line Switch 1-pole	KFB1
Power Entry Module with line filter further types to VAC13KS	...