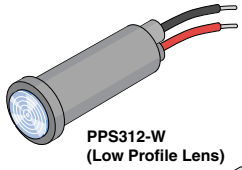


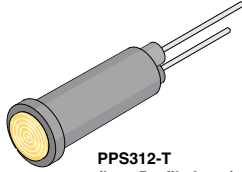


Snap-In Panel Mount LED Lamps

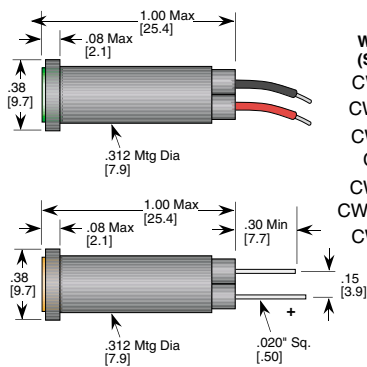
5/16" (8.0mm) Snap-In Panel Mount LEDs



PPS312-W
(Low Profile Lens)



PPS312-T
(Low Profile Lens)



Series

PPS312 CWR3K - 14V - W6

Options

T = Terminal Type
W6 = 6" Wire Leads

LED/Lens Type & Color

Water Clear Lens (Super Intensity)

- CWR3K = SP Red ●
- CWO3K = SP Orange ●
- CWY3K = SP Yellow ●
- CW1K = C. White ○
- CWG1K = UL. Green ●
- CWAG6K = A. Green ●
- CWB1K = SP. Blue ●

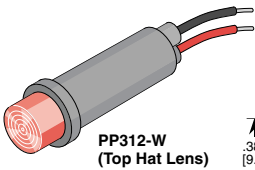
Diffused Lens (Std Intensity)

- TR6 = UL Red ●
- TR4/5 = HE Red ●
- TO4/5 = Orange ●
- TY4/5 = Yellow ●
- TG4/5 = HE Green ●
- TPG4/5 = P. Green ●
- TWRG4 = BiColor Red/Green ●
- TWYG4 = BiColor Yel/Green ●

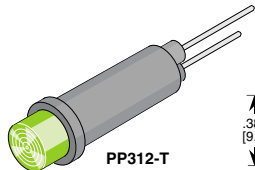
Std. Operating Voltage

- DC
- 2Vf
- 3.5Vf
- 5/6V
- 12/14V
- 24V
- 28V

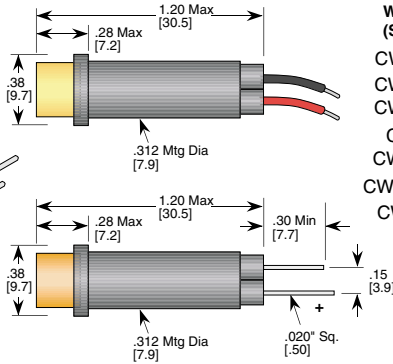
5/16" (8.0mm) Snap-In Panel Mount LEDs



PP312-W
(Top Hat Lens)



PP312-T
(Top Hat Lens)



Series

PP312 CWR3K - 14V - W6

Options

T = Terminal Type
W6 = 6" Wire Leads

LED/Lens Type & Color

Water Clear Lens (Super Intensity)

- CWR3K = SP Red ●
- CWO3K = SP Orange ●
- CWY3K = SP Yellow ●
- CW1K = C. White ○
- CWG1K = UL. Green ●
- CWAG6K = A. Green ●
- CWB1K = SP. Blue ●

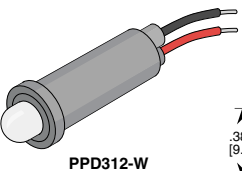
Diffused Lens (Std Intensity)

- TR6 = UL Red ●
- TR4/5 = HE Red ●
- TO4/5 = Orange ●
- TY4/5 = Yellow ●
- TG4/5 = HE Green ●
- TPG4/5 = P. Green ●
- TWRG4 = BiColor Red/Green ●
- TWYG4 = BiColor Yel/Green ●

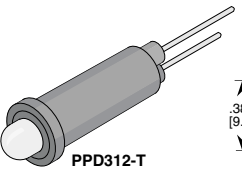
Std. Operating Voltage

- DC
- 2Vf
- 3.5Vf
- 5/6V
- 12/14V
- 24V
- 28V

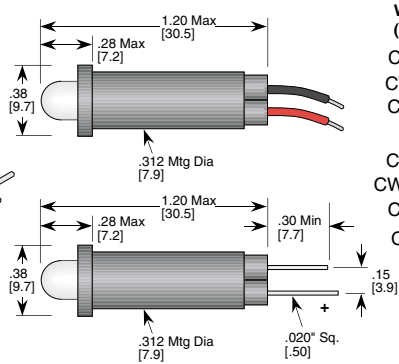
5/16" (8.0mm) Snap-In Panel Mount LEDs



PPD312-W
(5mm Dome Lens)



PPD312-T
(5mm Dome Lens)



Series

PPD312 CWR3K - 14V - W6

Options

T = Terminal Type
W6 = 6" Wire Leads

LED/Lens Type & Color

Water Clear Lens (Super Intensity)

- CWR3K = SP Red ●
- CWO3K = SP Orange ●
- CWY3K = SP Yellow ●
- CW1K = C. White ○
- CWG1K = UL. Green ●
- CWAG6K = A. Green ●
- CWB1K = SP. Blue ●
- CIR881 = 880nm IR ●

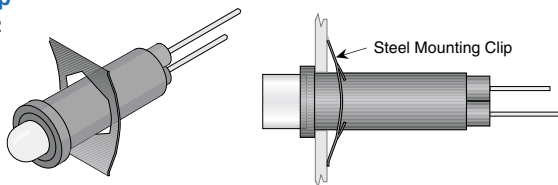
Diffused Lens (Std Intensity)

- TR6 = UL Red ●
- TR4/5 = HE Red ●
- TO4/5 = Orange ●
- TY4/5 = Yellow ●
- TG4/5 = HE Green ●
- TPG4/5 = P. Green ●
- TWRG4 = BiColor Red/Green ●
- TWYG4 = BiColor Yel/Green ●

Std. Operating Voltage

- DC
- 2Vf
- 3.5Vf
- 5/6V
- 12/14V
- 24V
- 28V

Mounting Clip Part No. SN312



Notes: Super Intensity Diffused LEDs Available for Special Applications

Log # 115B Rev.09-2000